


STATEMENT SHOWING SHARE HOLDING PATTERN FOR THE QUARTER ENDED ON  
 SCRIP CODE: 512109 COMPANY NAME: AVIVA INDUSTRIES LIMITED

30/06/2015

Partly Paid up Shares	No. of Partly Paid up Shares	As a % of total no. of partly paid up shares	As a % of total no. of shares of the company
Held by promoter /promoter group	NA	NA	NA
held by public	NA	NA	NA
<b>Total</b>	<b>NA</b>	<b>NA</b>	<b>NA</b>
<b>Outstanding Convertible Securities</b>			
	No. of Outstanding Securities	As a % of total no. of Outstanding Convertible Securities	As a % of total no. of shares of the company assuming full conversion of the convertible securities
Held by promoter /promoter group	NA	NA	NA
held by public	NA	NA	NA
<b>Total</b>	<b>NA</b>	<b>NA</b>	<b>NA</b>
<b>Warrants</b>			
	No. of Warrant	As a % of total no. of Warrants	As a % of total no. of shares of the company assuming full conversion of Warrants
Held by promoter /promoter group	0.00	0.00	0.00
held by public	0.00	0.00	0.00
<b>Total</b>	<b>0.00</b>	<b>0.00</b>	<b>0.00</b>
<b>Total Paid up Capital of the company assuming full conversion of Warrants and Convertible Securities</b>			
	1499000		

For Aviva Industries Limited

  
 Bharvin Patel  
 Managing Director  
 DIN : 01962391


## (I) (a) STATEMENT SHOWING SHARE HOLDING PATTERN FOR THE QUARTER ENDED ON 30/06/2015

SCRIP CODE: 512109

COMPANY NAME: AVIVA INDUSTRIES LIMITED

Cate Code	Category of Shareholders	No of Share Holders	No of Shares Held	No of Shares Held in Demat	Total Shareholding as % of Total No. of Shares		Shares Pledged or Otherwise Encumbered	
					As %age of (A+B)	As %age of (A+B+C)	No. of Shares	As a Percentage
A	Shareholding of promoter and promoter group							
1	Indian							
a	Individuals/HUFs	2	854920	854920	57.0327	57.0327	0	0.0000
b	Central Govt./State Govts.	0	0	0	0.0000	0.0000	0	0.0000
c	Bodies Corporate	0	0	0	0.0000	0.0000	0	0.0000
d	Financial Institutions/Banks	0	0	0	0.0000	0.0000	0	0.0000
e	Any other	0	0	0	0.0000	0.0000	0	0.0000
	<b>Sub Total A(1)</b>	<b>2</b>	<b>854920</b>	<b>854920</b>	<b>57.0327</b>	<b>57.0327</b>	<b>0</b>	<b>0.0000</b>
2	Foreign							
a	Non Resident Individuals/Foreign Ind.	0	0	0	0.0000	0.0000	0	0.0000
b	Bodies Corporate	0	0	0	0.0000	0.0000	0	0.0000
c	Institutions	0	0	0	0.0000	0.0000	0	0.0000
d	Any others	0	0	0	0.0000	0.0000	0	0.0000
	<b>Sub Total A(2)</b>	<b>0</b>	<b>0</b>	<b>0</b>	<b>0.0000</b>	<b>0.0000</b>	<b>0</b>	<b>0.0000</b>
	<b>Total Share Holding of promoter group</b>	<b>2</b>	<b>854920</b>	<b>854920</b>	<b>57.0327</b>	<b>57.0327</b>	<b>0</b>	<b>0.0000</b>
B	Public Shareholding							
1	Institutions							
a	Mutual Funds/UTI	0	0	0	0.0000	0.0000	0	0.0000
b	Financial Institutions/Banks	0	0	0	0.0000	0.0000	0	0.0000
c	Central Govt./State Govt.	0	0	0	0.0000	0.0000	0	0.0000
d	Venture Capital Funds	0	0	0	0.0000	0.0000	0	0.0000
e	Insurance Companies	0	0	0	0.0000	0.0000	0	0.0000
f	Foreign Institutional Investors	0	0	0	0.0000	0.0000	0	0.0000
g	Foreign Venture Capital Investors	0	0	0	0.0000	0.0000	0	0.0000
h	Any other	0	0	0	0.0000	0.0000	0	0.0000
	<b>Sub Total B(1)</b>	<b>0</b>	<b>0</b>	<b>0</b>	<b>0.0000</b>	<b>0.0000</b>	<b>0</b>	<b>0.0000</b>
2	Non Institutions							
a	Bodies Corporate	32	100058	99058	6.6750	6.6750	0	0.0000
b1	Individuals-shareholders holding normal Share capital upto Rs 1 lac	563	276229	218229	18.4276	18.4276	0	0.0000
b2	Individuals-shareholders holding normal Share capital in excess of Rs 1 lac	8	221170	221170	14.7545	14.7545	0	0.0000
c	Any Other							
	(i) Hindu Undivided Families	18	45444	45444	3.0316	3.0316	0	0.0000
	(ii) Non Resident Individual	3	1179	1179	0.0787	0.0787	0	0.0000
	<b>Sub Total B(2)</b>	<b>624</b>	<b>644080</b>	<b>585080</b>	<b>42.9673</b>	<b>42.9673</b>	<b>0</b>	<b>0.0000</b>
	<b>Total Public Share Holding B(1) + B(2)</b>	<b>624</b>	<b>644080</b>	<b>585080</b>	<b>42.9673</b>	<b>42.9673</b>	<b>0</b>	<b>0.0000</b>
	<b>Total A + B</b>	<b>626</b>	<b>1499000</b>	<b>1440000</b>	<b>100.0000</b>	<b>100.0000</b>	<b>0</b>	<b>0.0000</b>
C	Shares held by Custodians and against which Depository receipts have been issued							
1	Promoter and Promoter group	0	0	0	0.0000	0.0000	0	0.0000
2	Public	0	0	0	0.0000	0.0000	0	0.0000
		<b>0</b>	<b>0</b>	<b>0</b>	<b>0.0000</b>	<b>0.0000</b>	<b>0</b>	<b>0.0000</b>
	<b>Grand Total A + B + C</b>	<b>626</b>	<b>1499000</b>	<b>1440000</b>	<b>100.0000</b>	<b>100.0000</b>	<b>0</b>	<b>0.0000</b>

For Aviva Industries Limited




Harvin Patel

Managing Director (DIN : 01962391)

(1)(b) Statement showing holding of securities (including shares, warrants, convertible securities) of persons belonging to the category "Promoter and Promoter Group"

Sr. No.	Name of the shareholder	Details of Shares			Encumbered shares (*)		Details of warrants			Details of convertible		Total shares (including underlying shares assuming full conversion of warrants and convertible securities) as a % of diluted share capital (XII)
		Number of shares held	As a % of grand total (A)+(B)+(C)	No.	As a percentage (VI)=(V)/(III)*100	As a % of grand total (A)+(B)+(C) of sub-clause (I)(a)	Number of warrants held	As a % total number of warrants of the same class	Number of convertible securities held	As a % total number of convertible securities of the same class		
(i)	(ii)	(iii)	(iv)	(v)	(vi)=(v)/(iii)*100	(vii)	(viii)	(ix)	(x)	(xi)	(xii)	
1	BHARVINBHAI SURESHBHAI PATEL	482620	32.1961	0	0.00	0.00	Nil	Nil	Nil	Nil	Nil	
2	BHARVIN SURESHBHAI PATEL	372300	24.8366	0	0.00	0.00	Nil	Nil	Nil	Nil	Nil	
<b>TOTAL</b>		<b>854920</b>	<b>57.0327</b>	<b>0</b>	<b>0</b>	<b>0</b>	<b>Nil</b>	<b>Nil</b>	<b>Nil</b>	<b>Nil</b>	<b>Nil</b>	

(\*) The term "encumbrance" has the same meaning as assigned to it in regulation 28(3) of the SAST Regulations, 2011

  
 For Aviva Industries Limited  
 Bhavin Patel  
 Managing Director  
 DIN : 01962391

(1)(c)(i) Statement showing holding of securities (including shares, warrants, convertible securities) of persons belonging to the category "Public" and holding more than 1% of the total number of shares

Sr. No.	Name of the shareholder	Number of shares held	Shares as a percentage of total number of shares {i.e., Grand Total (A)+(B)+(C) indicated in Statement at para (I)(a) above}	Details of warrants		Details of convertible securities		Total shares (including underlying shares assuming full conversion of warrants and convertible securities) as a % of diluted share capital
				Number of warrants held	As a % total number of warrants of the same class	Number of convertible securities held	% w.r.t total number of convertible securities of the same class	
1	SMITA SUHAGBHAI MANIAR	74005	4.9370	Nil	Nil	Nil	Nil	Nil
2	DINESHKUMAR RAVISHANKAR RAVAL	52000	3.4690	Nil	Nil	Nil	Nil	Nil
3	SHRIRAM CREDIT COMPANY LIMITED	49015	3.2698	Nil	Nil	Nil	Nil	Nil
4	DIPAKKUMAR HASMUKHLAL SONI	39885	2.6608	Nil	Nil	Nil	Nil	Nil
5	VIMAL R SHAH	28235	1.8836	Nil	Nil	Nil	Nil	Nil
6	DEEPAKBHAI HASMUKHBHAI SONI	23080	1.5397	Nil	Nil	Nil	Nil	Nil
7	TIRTHANKAR SHARES AND SERVICES PRIVATE LTD	20700	1.3809	Nil	Nil	Nil	Nil	Nil
	<b>TOTAL</b>	<b>286920</b>	<b>19.1408</b>	Nil	Nil	Nil	Nil	Nil

For Aviva Industries Limited




Bharvin Patel  
Managing Director  
DIN : 01962391

(1)(c)(ii) Statement showing holding of securities (including shares, warrants, convertible securities) of persons (together with PAC) belonging to the category "Public" and holding more than 5% of the total number of shares of the company

Sr. No.	Name(s) of the shareholder(s) and the Persons Acting in Concert (PAC) with them	Number of shares	Shares as a percentage of total number of shares {i.e., Grand Total (A)+(B)+(C) indicated in Statement at para (I)(a) above}	Details of warrants		Details of convertible securities		Total shares (including underlying shares assuming full conversion of warrants and convertible securities) as a % of diluted share capital
				Number of warrants	As a % total number of warrants of the same class	Number of convertible securities held	% w.r.t total number of convertible securities of the same class	
	Nil	Nil	Nil	Nil	Nil	Nil	Nil	Nil
	<b>TOTAL</b>	<b>0</b>	<b>0.00000</b>	Nil	Nil	Nil	Nil	Nil

For Aviva Industries, Limited

  
 Manavin Patel  
 Managing Director  
 DIN : 01962391

(I) (d) STATEMENT SHOWING DETAILS OF LOCKD IN SHARES

SCRIP CODE: 512109 COMPANY NAME: AVIVA INDUSTRIES LIMITED

Sr. No	Name of Shareholder	No of Locked-in Shares	% to Total No of Shares
	NIL	0	0.00
	TOTAL LOCKED IN SHARES	0	0.00

(II) (a) STATEMENT SHOWING DETAILS OF DEPOSITORY RECEIPTS (DRs)

Sr. No	Type of Outstanding DR ((ADRs, GDRs, SDRs, etc.)	No of Outstanding DRs	No of Shares underlying O/s DRs.	shares underlying O/s DRs as % of Total Shares indicated in Statement at para (I)(a) above.
	NIL	NIL	NIL	NIL

(II) (b) STATEMENT SHOWING HOLDING OF DEPOSITORY RECEIPTS (DRs) WHERE UNDERLYING SHARES ARE IN EXCESS OF 1% OF THE TOTAL NO. OF SHARES

Sr. No	Name of the DR Holder	Type of Outstanding DR ((ADRs, GDRs, SDRs, etc.)	No of Shares underlying O/s DRs.	shares underlying O/s DRs as % of Total Shares indicated in Statement at para (I)(a) above.
	NIL	NIL	NIL	NIL

(II) (c) STATEMENT SHOWING DETAILS OF DEPOSITORY RECEIPTS (DRs) WHERE UNDERLYING SHARES BY "PROMOTER / PROMOTER GROUP" ARE IN EXCESS OF 1% OF THE TOTAL NO. OF SHARES

Sr. No	Name of the DR Holder	Type of Outstanding DR ((ADRs, GDRs, SDRs, etc.)	No of Shares underlying O/s DRs.	shares underlying O/s DRs as % of Total Shares (i.e. Gr. Total(A)+(B)+(C) indicated in Statement at para (I)(a) above.
	NIL	NIL	NIL	NIL

For Aviva Industries Limited



*[Signature]*  
Bharvin Patel  
Managing Director  
DIN : 01962391