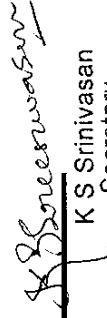


**Introductory sub-table (I)(a)**

<b>Name of the Company: TVS MOTOR COMPANY LIMITED</b>			
<b>Scrip Code, Name of the scrip, class of security: 532343, Equity shares</b>			
<b>Quarter ended: 30th June 2015</b>			
<b>Partly paid-up shares:-</b>	<b>No. of partly paid-up shares</b>	<b>As a % of total no. of partly paid-up shares</b>	<b>As a % of total no. of shares of the company</b>
Held by promoter/promoter group	NIL	NIL	NIL
Held by public	NIL	NIL	NIL
<b>Total</b>	<b>NIL</b>	<b>NIL</b>	<b>NIL</b>
<b>Outstanding convertible securities: No. of outstanding securities</b>			
	<b>As a % of total no. of outstanding convertible securities</b>	<b>As a % of total no. of shares of the company, assuming full conversion of the convertible securities</b>	
Held by promoter/promoter group	NIL	NIL	NIL
Held by public	NIL	NIL	NIL
<b>Total</b>	<b>NIL</b>	<b>NIL</b>	<b>NIL</b>
<b>Warrants:-</b>			
	<b>No. of warrants</b>	<b>As a % of total no. of warrants</b>	<b>As a % of total no. of shares of the company, assuming full conversion of warrants</b>
Held by promoter/promoter group	NIL	NIL	NIL
Held by public	NIL	NIL	NIL
<b>Total</b>	<b>NIL</b>	<b>NIL</b>	<b>NIL</b>
<b>Total paid-up capital of the company, assuming full conversion of warrants and convertible securities</b>			
		<b>47,50,87,114 Equity shares of Re. 1/- each</b>	<b>For TVS Motor Company Limited</b>

  
**K S Srinivasan**  
 Secretary




Category code	Category of Shareholder	Number of Shareholders	Total number of shares	Number of shares held in dematerialized form	Total shareholding as a percentage of total number of shares		Shares Pledged or otherwise encumbered
					As a percentage of (A+B) <sup>1</sup>	As a percentage of (A+B+C)	
	(II)	(III)	(IV)	(V)	(VI)	(VII)	(VIII)
							(IX) = (VIII)/(IV)*100
(I)							
(b)	Financial Institutions / Banks	14	1246464	1181248	0.26	0.26	
(c)	Central Government/ State Government(s)	0	0	0	0.00	0.00	
(d)	Venture Capital Funds	0	0	0	0.00	0.00	
(e)	Insurance Companies	8	12601332	12601332	2.65	2.65	
(f)	Foreign Institutional Investors	68	60497997	60491997	12.73	12.73	
(g)	Foreign Venture Capital Investors	0	0	0	0.00	0.00	
(h)	Qualified Foreign Investor	0	0	0	0.00	0.00	
(i)	Any Other (specify)	0	0	0	0.00	0.00	
(i-i)	Foreign Portfolio Investors	12	3744370	3744370	0.78	0.78	
	<b>Sub-Total (B)(1)</b>	<b>121</b>	<b>128599573</b>	<b>128523929</b>	<b>27.07</b>	<b>27.07</b>	
<b>B 2</b>	<b>Non-institutions</b>						
(a)	Bodies Corporate	938	17630230	16794908	3.72	3.72	NA
(b)	Individuals						1475147
<b>I</b>	<b>Individuals -i. Individual shareholders holding nominal share capital up to Rs 1 lakh</b>	<b>116734</b>	<b>47812335</b>	<b>41630603</b>	<b>10.06</b>	<b>10.06</b>	
<b>II</b>	<b>ii. Individual shareholders holding nominal share capital in excess of Rs. 1 lakh.</b>	<b>11</b>	<b>4103851</b>	<b>4103851</b>	<b>0.86</b>	<b>0.86</b>	
(c)	Qualified Foreign Investor	0	0	0	0.00	0.00	
(d)	Any Other (specify)						
(d-i)	Directors & relatives	9	2850966	2845966	0.60	0.60	
(d-ii)	NRI Repatriable	1337	969159	942589	0.20	0.20	210
(d-iii)	NRI-Non Repatriable	426	437078	436068	0.09	0.09	500
(d-iv)	Overseas Body Corporate	2	136	68	0.00	0.00	
(d-v)	Foreign National (IND)	1	1000	1000	0.00	0.00	
	<b>Sub-Total (B)(2)</b>	<b>119458</b>	<b>73804755</b>	<b>66755053</b>	<b>15.53</b>	<b>15.53</b>	
<b>(B)</b>	<b>Total Public Shareholding (B)=</b>	<b>119579</b>	<b>202404328</b>	<b>195278982</b>	<b>42.60</b>	<b>42.60</b>	<b>1475857</b>
	<b>(B)(1)+(B)(2)</b>						<b>FOTVS Motor Company Limited</b>

*K S Srinivasan*  
K S Srinivasan  
Secretary

Category code	Category of Shareholder	Number of Shareholders	Total number of shares	Number of shares held in dematerialized form	Total shareholding as a percentage of total number of shares			Shares Pledged or otherwise encumbered	
					As a percentage of (A+B) <sup>1</sup> (VI)	As a percentage of (A+B+C) (VII)	Number of shares (VIII)	As a percentage (IX) = (VIII)/(IV)*100	
(I)	(II)	119580	475087114	467961768	100.00	100.00	1476567	0.31	
	<b>TOTAL (A)+(B)</b>								
(C)	Shares held by Custodians and against which Depository Receipts have been issued						NA	NA	
1	Promoter and Promoter Group	0	0	0	0.00	0.00			
2	Public	0	0	0	0.00	0.00			
	<b>Sub-Total (C)</b>	<b>0</b>	<b>0</b>	<b>0</b>	<b>0.00</b>	<b>0.00</b>			
	<b>GRAND TOTAL (A)+(B)+(C)</b>	<b>119580</b>	<b>475087114</b>	<b>467961768</b>	<b>100.00</b>	<b>100.00</b>	<b>1475857</b>	<b>0.31</b>	

For TVS Motor Company Limited

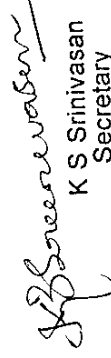
  
K S Srinivasan  
Secretary

(1)(b) Statement showing holding of securities (including shares, warrants, convertible securities) of persons belonging to the category "Promoter and Promoter Group"

S.No	Name of the shareholder	Details of Shares held		Encumbered shares (*)		Details of warrants		Details of convertible securities		Total shares (including underlying shares assuming full conversion of warrants and convertible securities) as a % of diluted share capital
		Number of shares held	As a % of grand total (A)+(B)+(C)	No.	As a percentage	As a % of grand total (A)+(B)+(C) of sub-clause (1)(a)	Number of warrants held	As a % total number of the same class	Number of convertible securities held	
(i)	(ii)	(iii)	(iv)	(v)	(vi) = (v)/(iii) * 100	(vii)	(ix)	(x)	(xi)	(xii)
1	Sundaram-Clayton Limited	272682786	57.40	0	0.00	0	0.00	0	0.00	0
<b>TOTAL</b>		<b>272682786</b>	<b>57.40</b>	<b>0</b>	<b>0.00</b>	<b>0</b>	<b>0.00</b>	<b>0</b>	<b>0.00</b>	<b>0</b>

(\*) The term "encumbrance" has the same meaning as assigned to it in regulation 28(3) of the SAST Regulations, 2011

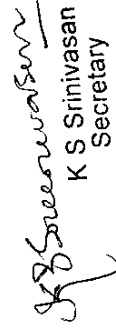
For TVS Motor Company Limited

  
K S Srinivasan  
Secretary

**(f) Statement showing holding of securities (including shares, warrants, convertible securities) of persons belonging to the category "Public" and holding more than 1% of the total number of shares**

S.No	Name of the shareholder	Number of shares held	Shares as a percentage of total number of shares {i.e., Grand Total (A)+(B)+(C) indicated in Statement at para (I)(a) above}	Details of warrants		Details of convertible securities		Total shares (including underlying shares assuming full conversion of warrants and convertible securities) as a % of diluted share capital
				Number of warrants held	As a % total number of warrants of the same class	Number of convertible securities held	% w.r.t total number of convertible securities of the same class	
1	Reliance Capital Trustee Company Limited	34454445	7.25	0	0.00	0	0.00	0
2	Life Insurance Corporation of India Limited	6327945	1.33	0	0.00	0	0.00	0
3	TVS Motor Harita Employees Welfare Foundation Private Limited in trust for TVS Motor Foundation	9433000	1.99					
4	Tree Line Asia Master Fund (Singapore)	6900000	1.45	0	0.00	0	0.00	0
5	HSBC Bank (Mauritius) Limited	20725563	4.36	0	0.00	0	0.00	0
6	Franklin Templeton Investment Funds	10803000	2.27	0	0.00	0	0.00	0
7	Franklin Templeton Mutual Fund A/c	11909436	2.51	0	0.00	0	0.00	0
<b>TOTAL</b>		<b>100553389</b>	<b>21.16</b>	<b>0</b>	<b>0.00</b>	<b>0.00</b>	<b>0.00</b>	<b>0.00</b>

For TVS Motor Company Limited

  
K S Srinivasan  
Secretary

**(D)(c)(ii) Statement showing holding of securities (including shares, warrants, convertible securities) of persons (together with PAC) belonging to the category "Public" and holding more than 5% of the total number of shares of the company**

S.No.	Name(s) of the shareholder(s) and the Persons Acting in Concert (PAC) with them	Number of shares	Shares as a percentage of total number of shares {i.e., Grand Total (A)+(B)+(C) indicated in Statement at para (D)(a) above}	Details of warrants		Details of convertible securities		Total shares (including underlying shares assuming full conversion of warrants and convertible securities) as a % of diluted share capital
				Number of warrants	As a % total number of warrants of the same class	Number of convertible securities held	% w.r.t total number of convertible securities of the same class	
1	Reliance Capital Trustee Company Limited	34454445	7.25	0	0.00	0	0.00	0
<b>TOTAL</b>		<b>34454445</b>	<b>7.25</b>	<b>0</b>	<b>0.00</b>	<b>0</b>	<b>0.00</b>	<b>0</b>

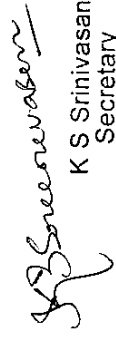
For TVS Motor Company Limited

*K S Srinivasan*  
K S Srinivasan  
Secretary

(D)(d) Statement showing details of locked-in shares

Sr. No.	Name of the shareholder	Number of locked-in shares	Locked-in shares as a percentage of total number of shares {i.e., Grand Total (A)+(B)+(C) indicated in Statement at para (D)(a) above}
		0	0.00
<b>TOTAL</b>		<b>0</b>	<b>0.00</b>

For TVS Motor Company Limited

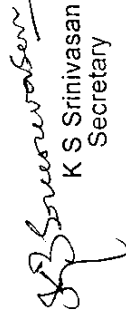
  
K S Srinivasan  
Secretary



(II)(a) Statement showing details of Depository Receipts (DRs)

S.No.	Type of outstanding DR (ADRs, GDRs, SDRs, etc.)	Number of outstanding DRs	Number of shares underlying outstanding DRs	Shares underlying outstanding DRs as a percentage of total number of shares {i.e., Grand Total (A)+(B)+(C) indicated in Statement at para (I)(a) above}
	-	0	0	0.00
<b>TOTAL</b>		<b>0</b>	<b>0</b>	<b>0.00</b>

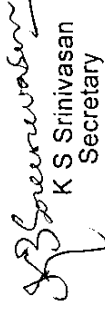
For TVS Motor Company Limited

  
K S Srinivasan  
Secretary

(II)(b) Statement showing holding of Depository Receipts (DRs), where underlying shares held by "promoter/promoter group" are in excess of 1% of the total number of shares

S.No.	Name of the DR Holder	Type of outstanding DR (ADRs, GDRs, SDRs, etc.)	Number of shares underlying outstanding DRs	Shares underlying outstanding DRs as a percentage of total number of shares (i.e., Grand Total (A)+(B)+(C) indicated in Statement at para (I)(a) above)
	-	0	0	0.00
<b>TOTAL</b>			<b>0</b>	<b>0.00</b>

For TVS Motor Company Limited

  
K S Srinivasan  
Secretary

Voting Rights Details						
Category of Shareholder	Table (I)(a)			Total Voting Rights (X+Y+Z)	% of A+B	% of A+B+C
	No of Voting Rights Class X	No of Voting Rights Class Y	No of Voting Rights Class Z			
(I)	(II)	(III)	(IV)			
<b>Shareholding of Promoter and Promoter Group<sup>2</sup></b>						
<b>Indian</b>						
Individuals/ Hindu Undivided Family	0	0	0	0	0	0
Central Government/ State Government(s)	0	0	0	0	0	0
Bodies Corporate	0	0	0	0	0	0
Financial Institutions/ Banks	0	0	0	0	0	0
Any Others(Specify)	0	0	0	0	0	0
<b>Sub Total(A)(1)</b>	0	0	0	0	0	0
<b>Foreign</b>						
Individuals (Non-Residents)						
Individuals/ Foreign Individuals)	0	0	0	0	0	0
Bodies Corporate	0	0	0	0	0	0
Institutions	0	0	0	0	0	0
Qualified Foreign Investor	0	0	0	0	0	0
Any Others(Specify)	0	0	0	0	0	0
Director	0	0	0	0	0	0
<b>Sub Total(A)(2)</b>	0	0	0	0	0	0

For TVS Motor Company Limited

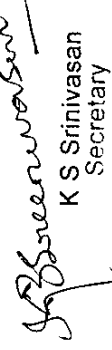
*K S Srinivasan*  
K S Srinivasan  
Company Secretary

<b>Total Shareholding of Promoter and Promoter Group (A)=</b> <b>(A)(1)+(A)(2)</b>	0	0	0	0	0	0	0
<b>Public shareholding</b>	0	0	0	0	0	0	0
<b>Institutions</b>	0	0	0	0	0	0	0
<b>Mutual Funds/ UTI</b>	0	0	0	0	0	0	0
<b>Financial Institutions / Banks</b>	0	0	0	0	0	0	0
<b>Central Government/ State Government(s)</b>	0	0	0	0	0	0	0
<b>Venture Capital Funds</b>	0	0	0	0	0	0	0
<b>Insurance Companies</b>	0	0	0	0	0	0	0
<b>Foreign Institutional Investors</b>	0	0	0	0	0	0	0
<b>Foreign Venture Capital Investors</b>	0	0	0	0	0	0	0
<b>Qualified Foreign Investor</b>	0	0	0	0	0	0	0
<b>Any Other (specify)</b>	0	0	0	0	0	0	0
<b>Sub-Total (B)(1)</b>	0	0	0	0	0	0	0
<b>Non-institutions</b>							
<b>Bodies Corporate</b>	0	0	0	0	0	0	0
<b>Individuals</b>	0	0	0	0	0	0	0
<b>Individuals -i. Individual shareholders holding nominal share capital up to Rs 1 lakh</b>	0	0	0	0	0	0	0
<b>ii. Individual shareholders holding nominal share capital in excess of Rs. 1 lakh.</b>	0	0	0	0	0	0	0
<b>Qualified Foreign Investor</b>	0	0	0	0	0	0	0
<b>Any Other (specify)</b>	0	0	0	0	0	0	0
<b>Directors &amp; relatives</b>	0	0	0	0	0	0	0
<b>NRI Repatriable</b>	0	0	0	0	0	0	0
<b>NRI-Non Repatriable</b>	0	0	0	0	0	0	0
						For TVS Motor Company Limited	0
							0

*K Srinivasan*  
K S Srinivasan  
Secretary

Sub-Total (B)(2)	0	0	0	0	0	0	0	0
Total Public Shareholding (B)=(1)+(B)(2)	0	0	0	0	0	0	0	0
TOTAL (A)+(B)	0	0	0	0	0	0	0	0
Shares held by Custodians and against which Depository Receipts have been issued								
Promoter and Promoter Group	0	0	0	0	0	0	0	0
Public	0	0	0	0	0	0	0	0
Sub-Total (C)	0	0	0	0	0	0	0	0
GRAND TOTAL (A)+(B)+(C)	0	0	0	0	0	0	0	0

For TVS Motor Company Limited

  
K S Srinivasan  
Secretary