

(1)(a) Statement showing Shareholding Pattern

CONVERTIBLE SECURITIES


Name of the Company: INDIAN METALS & FERRO ALLOYS LTD				
Scrip Code, Name of the scrip, class of security: 533047 \ IMFA EQ				
Quarter ended: 30 th JUNE, 2015				
Partly paid-up shares:-	No. of partly paid-up shares	As a % of total no. of partly paid-up Shares	As a % of total no. of shares of the company	
Held by promoter/promoter group	NIL	NIL	NIL	
Held by public	NIL	NIL	NIL	
Total				
Outstanding convertible securities:-	No. of outstanding securities	As a % of total no. of outstanding convertible securities	As a % of total no. of shares of the company, assuming full conversion of the convertible securities	
Held by promoter/promoter group	NIL	NIL	NIL	
Held by public	NIL	NIL	NIL	
Total				
Warrants:-	No. of warrants	As a % of total no. of warrants	As a % of total no. of shares of the company, assuming full conversion of Warrants	
Held by promoter/promoter group	NIL	NIL	NIL	
Held by public	NIL	NIL	NIL	
Total				
Total paid-up capital of the company, assuming full conversion of warrants and convertible securities	0			



(I) (a) STATEMENT SHOWING SHAREHOLDING PATTERN
 Name of the Company : INDIAN METAL & FERRO ALLOYS LIMITED
 Scrip Code : IMFA EQ/533047

DATE : 04/07/2015
 Quarter Ended : 30TH JUNE, 2015


Category Code	Category of shareholder	Number of Shareholders	Total Number of Shares	Number of shares held in dematerialized form	Total Shareholding as a percentage of total no. of shares of A+B % of A+B+C	Shares pledged or otherwise encumbered	Shares % -> Tot.
(A) Shareholding of Promoter and Promoter Group							
(1) Indian							
	(a) Individuals / Hindu Undivided Family	4	1070555	1070555	4.12116	4.12116	0
	(b) Central Government / State Government(s)	0	0	0	0.00000	0.00000	0
	(c) Bodies Corporate	7	13126124	13126124	50.52969	50.52969	0
	(d) Financial Institutions / Banks	0	0	0	0.00000	0.00000	0
	(e) Others						
	(1) Trusts	1	12444	12444	0.04790	0.04790	0
	Sub-Total (A) (1)	12	14209123	14209123	54.69875	54.69875	0
(2) Foreign							
	(a) Individuals (NRIs / Foreign Individuals)	1	217539	217539	0.83743	0.83743	0
	(b) Bodies Corporate	1	51456	51456	0.19808	0.19808	0
	(c) Institutions	0	0	0	0.00000	0.00000	0
	(d) Qualified Foreign Investor						
	(e) Others						
	(1) Directors & their Relatives	0	0	0	0.00000	0.00000	0
	Sub-Total (A) (2)	2	268995	268995	1.03551	1.03551	0
	Total Shareholding of Prom. & Prom. Grp.	14	14478118	14478118	55.73426	55.73426	0
	(A) = (A) (1) + (A) (2)						



(A) STATEMENT SHOWING SHAREHOLDING PATTERN
 Name of the Company : INDIAN METAL & FERRO ALLOYS LIMITED
 Scrip Code : IMFA EQ/533047


DATE : 04/07/2015
 Quarter Ended : 30TH JUNE, 2015

Category Code	Category of shareholder	Number of Shareholders	Total Number of Shares	Number of shares held in dematerialized form	Total Shareholding as a percentage of total no. of shares of A+B+C % of A+B+C	Shares pledged or otherwise encumbered % -> Tot.
(B)	Public Shareholding					NA
(1)	Institutions					NA
(a)	Mutual Funds/ UTI	8	2735024	2731849	10.52862	10.52862
(b)	Financial Institutions / Banks	7	85079	85009	0.32752	0.32752
(c)	Central Government / State Government (s)	0	0	0	0.00000	0.00000
(d)	Venture Capital Funds	0	0	0	0.00000	0.00000
(e)	Insurance Companies	0	0	0	0.00000	0.00000
(f)	Foreign Institutional Investors	1	13	13	0.00000	0.00000
(g)	Foreign Venture Capital Investors	0	0	0	0.00000	0.00000
(h)	Qualified Foreign Investor	0	0	0	0.00000	0.00000
(i)	Others					
(1)	Foreign Financial Institutions	0	0	0	0.00000	0.00000
(2)	Foreign Mutual Fund	0	0	0	0.00000	0.00000
	Sub-Total (B)(1)	16	2820116	2816871	10.85618	10.85618
(2)	Non-institutions					
(a)	Bodies Corporate	450	880008	839149	3.38764	3.38764
(b)	(i) Indiv. hldg. nom. shr. cap.<=Rs. 1 Lakh	37388	1152240	917919	4.43561	4.43561
	(ii) Indiv. hldg. nom. shr. cap.> Rs. 1 Lakh	16	742204	710704	2.85715	2.85715
(c)	Qualified Foreign Investor					
(d)	Others					
(1)	Trusts	1	20	20	0.00008	0.00008
(2)	Directors & their Relatives	0	0	0	0.00000	0.00000
(3)	Foreign Nationals	1	53	53	0.00020	0.00020
(4)	Non Resident Indians	545	208814	190164	0.80384	0.80384
(5)	Overseas Corporate Bodies	2	5634759	3844259	21.69129	21.69129
(6)	Clearing Members	15	1147	1147	0.00442	0.00442
(7)	Hindu Undivided Families	298	59574	59574	0.22933	0.22933
	Sub-Total (B)(2)	38716	8678819	6562989	33.40956	33.40956
	Total Public Shareholding (B) = (B)(1)+(B)(2)	38732	11498935	9379860	44.26574	44.26574
	TOTAL (A)+(B)	38746	25977053	23857978	100.00000	100.00000
(C)	Shares held by Custodians and against which Depository Receipts have been issued	0	0	0	0.00000	0.00000
(1)	Promoter and Promoter Group	0	0	0	0.00000	0.00000
(2)	Public	0	0	0	0.00000	0.00000
	GRAND TOTAL (A) + (B) + (C)	38746	25977053	23857978	100.00000	100.00000



(I) (b) Statement showing holding of securities (including shares, warrants, convertible securities) of persons belonging to the category "Promoter and Promoter Group"


Sr.No	Name of the shareholder	Number of Shares	Shares as a % of total number of shares (i.e., Grand Total (A)+(B)+(C) indicated in Statement at para (I) (a) above)	Encumbered shares	Details of warrants	Details of convertible securities	Total shares (including underlying shares assuming full conversion of warrants and convertible securities) as a % of diluted share capital
			Number % of Grd.Tot. No. of Total (A+B+C)-> (I) a warrants held of same class	% of Total (A+B+C) Shares held of same class	No. of warrants sec. of same class	As a % of conv. tot.no. of warrants sec. of same class	
1	BANSHIDHAR PANDA	422100	1.62490	0	0.00000	0.00000	
2	BAIJAYANT PANDA	217539	0.83743	0	0.00000	0.00000	
3	PARAMITA MAHAPATRA	218015	0.83926	0	0.00000	0.00000	
4	SUBHRAKANT PANDA	212901	0.81957	0	0.00000	0.00000	
5	B PANDA AND COMPANY PVT LTD	1109514	4.27113	0	0.00000	0.00000	
6	BARBATI INVESTMENT AND TRADING CO PVT LTD	2634778	10.14271	0	0.00000	0.00000	
7	K B INVESTMENTS PVT LTD	2516401	9.68701	0	0.00000	0.00000	
8	MADHUBAN INVESTMENTS PVT LTD	2395696	9.22235	0	0.00000	0.00000	
9	PARAMITA INVESTMENT AND TRADING CO PVT LTD	2634778	10.14271	0	0.00000	0.00000	
10	UTKAL MANUFACTURING AND SERVICES LTD	608078	2.34083	0	0.00000	0.00000	
11	INDMET COMMODITIES PRIVATE LIMITED	1226879	4.72293	0	0.00000	0.00000	
12	SUBHRAKANT PANDA,MANAGING TRUSTEE,SHAISAH FOUNDATION	12444	0.04790	0	0.00000	0.00000	
13	NIVEDITA GANAPATHI	217539	0.83743	0	0.00000	0.00000	
14	INDIAN METALS AND FERRO ALLOYS LIMITED UNCLAI MED SUSPENSE ACCOUNT PROMOTER GROUP	51456	0.19808	0	0.00000	0.00000	
*** Total ***		14478118	55.73426	0	0.00000	0.00000	



(I)(c)(i) Statement showing holding of securities (including shares, warrants, convertible securities) of persons belonging to the category "Public" and holding more than 1% of the total number of shares

Sr.No Name of the shareholder

Sr.No	Name of the shareholder	Number of Shares	Shares as a % of total number of shares (i.e., of Grand Total (A)+(B)+(C) indicated in Statement at para (I) (a) above)	% of Grd.Tot. (A+B+C) -> Total (A+B+C) -> (I)	No. of warrants held of same class	No. of conv.sec. tot.no. of conv.sec. of same class	As a % of total number of shares (i.e., of Grand Total (A)+(B)+(C) indicated in Statement at para (I) (a) above)
1	ICICI PRUDENTIAL INFRASTRUCTURE FUND	327092	1.25916				
2	RELIANCE CAPITAL TRUSTEE CO. LTD A/C RELIANCE EQUITY OPPORTUNITIES FUND	809385	3.11577				
3	RELIANCE CAPITAL TRUSTEE CO. LTD. - A/C RELIANCE TAX SAVER (ELSS) FUND	1340974	5.16215				
4	RELIANCE LIFE INSURANCE COMPANY LIMITED	282090	1.08592				
5	SHAH JYOTINDRA RAMNIKLAL	303303	1.16758				
6	LITEC COMPANY LIMITED	3844259	14.79867				
7	FOX CONSULTING SERVICES PTE LTD	1790500	6.89262				
*** Total ***		8697603	33.48187				




(I) (c) (ii) Statement showing holding of securities (including shares, warrants, convertible securities) of persons (together with PAC) belonging to the category "Public" and holding more than 5% of the total number of shares of the company

Srl.No Name of the shareholder

Details of Shares held
 Encumbered shares
 Details of warrants
 Details of convertible securities
 Total shares (including underlying shares assuming full conversion of warrants and convertible securities) as a % of diluted share capital

Number of Shares
 Shares as a % of total number of shares (i.e., Grand Total (A)+(B)+(C) Shrs.s Shares indicated in Statement at para (I)(a) above)
 % of Total (A+B+C) Shrs.s Shares
 No. of warrants held of same class
 No. of convertible securities held of same class
 As a % tot.no. of conv.sec.
 As a % tot.no. of conv.sec.

1	RELIANCE CAPITAL TRUSTEE CO. LTD. - A/C RELIA NCE TAX SAVER (ELSS) FUND	1340974	5.16215		
2	LITEC COMPANY LIMITED	3844259	14.79867		
3	FOX CONSULTING SERVICES PTE LTD	1790500	6.89262		
*** Total ***		6975733	26.85344		



(I)(d) Statement showing details of locked-in shares

Sr.No Name of the shareholder

Number of Shares

Shares as a percentage of total number of shares (i.e., Grand Total (A)+(B)+(C) indicated in Statement at para (I)(a) above)

Promoter / Promoter Group / Public

*** Total ***

00

0.000000

