





Category code	Category of shareholder	Number of shareholders	Total number of shares	Number of shares held in dematerialized form	Disclosure of notes on fully paid-up shares			Number of shares pledged/encumbered/retained	As a percentage of AS
					Total Shareholding as a percentage of (A+B) shares	As a percentage of (A+B+C)	(IX) = (VIII)/(IV) * 100		
(A)	Shareholding of Promoter, and Promoter Group								
(1)	Indian								
(a)	Individuals or Hindu undivided family	0	0	0	0.00	0.00	0	0.00	
(b)	Central government or State government(s)	0	0	0	0.00	0.00	0	0.00	
(c)	Bodies corporate	0	0	0	0.00	0.00	0	0.00	
(d)	Financial institutions or banks	0	0	0	0.00	0.00	0	0.00	
(e)	Any other (specify)								
1	Indian shareholders 1	0	0	0	0.00	0.00	0	0.00	
2	Indian shareholders 2	0	0	0	0.00	0.00	0	0.00	
3	Indian shareholders 3	0	0	0	0.00	0.00	0	0.00	
4	Indian shareholders 4	0	0	0	0.00	0.00	0	0.00	
5	Indian shareholders 5	0	0	0	0.00	0.00	0	0.00	
6	Indian shareholders 6	0	0	0	0.00	0.00	0	0.00	
7	Indian shareholders 7	0	0	0	0.00	0.00	0	0.00	
8	Indian shareholders 8	0	0	0	0.00	0.00	0	0.00	
9	Indian shareholders 9	0	0	0	0.00	0.00	0	0.00	
10	Indian shareholders 10	0	0	0	0.00	0.00	0	0.00	
11	Indian shareholders 11	0	0	0	0.00	0.00	0	0.00	
12	Indian shareholders 12	0	0	0	0.00	0.00	0	0.00	
13	Indian shareholders 13	0	0	0	0.00	0.00	0	0.00	
14	Indian shareholders 14	0	0	0	0.00	0.00	0	0.00	
15	Indian shareholders 15	0	0	0	0.00	0.00	0	0.00	
16	Indian shareholders 16	0	0	0	0.00	0.00	0	0.00	
17	Indian shareholders 17	0	0	0	0.00	0.00	0	0.00	
18	Indian shareholders 18	0	0	0	0.00	0.00	0	0.00	
19	Indian shareholders 19	0	0	0	0.00	0.00	0	0.00	
20	Indian shareholders 20	0	0	0	0.00	0.00	0	0.00	
	Total Others	0	0	0	0.00	0.00	0	0.00	
(2)	Foreign								
(a)	Non-resident individuals or foreign individuals	0	0	0	0.00	0.00	0	0.00	
(b)	Bodies corporate	3	15934048	15934048	74.99	74.99	0	0.00	
(c)	Institutions	0	0	0	0.00	0.00	0	0.00	
(d)	Qualified foreign investor	0	0	0	0.00	0.00	0	0.00	
(e)	Any other (specify)								
	Sub Total (A) (1)	0	0	0	0.00	0.00	0	0.00	



7	Institutions Shareholders 7		0	0	0	0	0.00	0.00
8	Institutions Shareholders 8		0	0	0	0	0.00	0.00
9	Institutions Shareholders 9		0	0	0	0	0.00	0.00
10	Institutions Shareholders 10		0	0	0	0	0.00	0.00
11	Institutions Shareholders 11		0	0	0	0	0.00	0.00
12	Institutions Shareholders 12		0	0	0	0	0.00	0.00
13	Institutions Shareholders 13		0	0	0	0	0.00	0.00
14	Institutions Shareholders 14		0	0	0	0	0.00	0.00
15	Institutions Shareholders 15		0	0	0	0	0.00	0.00
16	Institutions Shareholders 16		0	0	0	0	0.00	0.00
17	Institutions Shareholders 17		0	0	0	0	0.00	0.00
18	Institutions Shareholders 18		0	0	0	0	0.00	0.00
19	Institutions Shareholders 19		0	0	0	0	0.00	0.00
20	Institutions Shareholders 20		0	0	0	0	0.00	0.00
Total Others			1	62181	62181	0.29	0.29	0.29
Sub Total (B) (1)			43	1801587	1800879	8.48	8.48	8.48
(2) (a)	Non-Institutions		437	180805	176159	0.85	0.85	0.85
(b)	Bodies corporate							
	Individuals							
i	Individual shareholders holding nominal share capital up to Rs one lakh		18712	3069024	2443733	14.44	14.44	14.44
ii	Individual shareholders holding nominal share capital in excess of Rs one lakh		15	201431	156503	0.95	0.95	0.95
(c)	Qualified foreign investor		0	0	0	0.00	0.00	0.00
(d)	Any other (specify)	Description of Shareholder						
1	Non-Institutions Shareholders 1	Trusts	2	150	150	0.00	0.00	0.00
2	Non-Institutions Shareholders 2	NRI	289	61786	55337	0.29	0.29	0.29
3	Non-Institutions Shareholders 3	Other	1	471	0	0.00	0.00	0.00
4	Non-Institutions Shareholders 4		0	0	0	0.00	0.00	0.00
5	Non-Institutions Shareholders 5		0	0	0	0.00	0.00	0.00
6	Non-Institutions Shareholders 6		0	0	0	0.00	0.00	0.00
7	Non-Institutions Shareholders 7		0	0	0	0.00	0.00	0.00
8	Non-Institutions Shareholders 8		0	0	0	0.00	0.00	0.00
9	Non-Institutions Shareholders 9		0	0	0	0.00	0.00	0.00
10	Non-Institutions Shareholders 10		0	0	0	0.00	0.00	0.00
11	Non-Institutions Shareholders 11		0	0	0	0.00	0.00	0.00
12	Non-Institutions Shareholders 12		0	0	0	0.00	0.00	0.00
13	Non-Institutions Shareholders 13		0	0	0	0.00	0.00	0.00
14	Non-Institutions Shareholders 14		0	0	0	0.00	0.00	0.00
15	Non-Institutions Shareholders 15		0	0	0	0.00	0.00	0.00
16	Non-Institutions Shareholders 16		0	0	0	0.00	0.00	0.00
17	Non-Institutions Shareholders 17		0	0	0	0.00	0.00	0.00
18	Non-Institutions Shareholders 18		0	0	0	0.00	0.00	0.00
19	Non-Institutions Shareholders 19		0	0	0	0.00	0.00	0.00
20	Non-Institutions Shareholders 20		0	0	0	0.00	0.00	0.00




	Total Shares	Sub-total (B) (2)	Total Public Shareholding (B) = (B)(1)+(B)(2)	Total (A)+(B)	Shares held by custodians and against which depository receipts have been issued
(1)	Promoter and promoter group	0	0	0	
(2)	Public	0	0	0	
	Total Shares held by Custodians (C)	0	0	0	
	GRAND TOTAL (A)+(B)+(C)	19502	21249302	20566809	



Disclosure of notes on securities belonging to the category "Promoter and Promoter Group"

Sr. No.	Name of the shareholder	Details of Shares held			Encumbered Share			Details of warrants		Details of convertible securities		Total shares including underlying shares assuming full conversion of warrants and convertible securities as a percentage of diluted share capital
		(i) Number of the shares held	(ii) As a percentage of grand total + (B) + (C)	(iii) Encumbered - number of shares	(iv) As a percentage (v)=(v)/(iii)*100	(vi) As a percentage of grand total (A) + (B) + (C) of clause (i)(a)	(vii) Number of warrants held	(viii) Warrants held as a percentage of total numbers of warrants of the same class	(ix) Number of convertible securities held	(x) Convertible securities as percentage of total numbers of convertible securities of same class		
1	ABBOTT CAPITAL INDIA LIMITED	10719097	50.44								50.44	
2	SOLVAY HEALTHCARE LIMITED	3744951	17.62								17.62	
3	BRITISH COLLOIDS LTD	1470000	6.92								6.92	
Total		15934048	74.99								74.98	

ADD DELETE



Home

Validate


Protect Cells

Unprotect Cells

Disclosure of notes on holding of securities of persons belonging to the category "Public" and holding more than one percentage of the total number of shares

Add Notes

Sr. No.	Name of the shareholder	Details of Shares held			Details of warrants			Details of convertible securities		Total shares (including underlying shares assuming full conversion of warrants and convertible securities) as a percentage of diluted share capital
		(i)	(ii)	(iii)	(iv)	(v)	(vi)	(vii)	(viii)	
RELIANCE CAPITAL TRUSTEE CO										
1	LTD A/C		843334		3.97					3.97
2	LTD A/C		387434		1.82					1.82
	Total		1230768		5.79					5.79



Home

Validate

Protect Cells

Unprotect Cells


(1) (c) (ii) Statement showing holding of securities (including shares, warrants, convertible securities) of persons together with PAC) belonging to the category "Public" and holding more than five percentage of the total number of shares of the company

Disclosure of notes on holding of securities of persons (together with PAC) belonging to the category "Public" and holding more than five percentage of the total number of shares of the company

Add Notes

Sr. No.	Name of the shareholder	Details of Shares held			Details of warrants			Details of convertible securities		Total shares (including underlying shares assuming full conversion of warrants and convertible securities) as a percentage of diluted share capital
		(i) Number of the shares held	(ii) Shares as percentage of total number of shares (i.e. Grand Total (A) + (B) + (C) indicated in statement at para (i) (a) above)	(iii)	(iv) Number of warrants held	(v) Warrants held as a percentage of total number of warrants of the same class	(vi) Number of convertible securities held	(vii) Convertible securities as percentage of total numbers of convertible securities of same class	(viii)	
1	NIL									
Total										

ADD DELETE



Home


Validate

Protect Cells

Unprotect Cells

(i) (d) Statement showing details of locked-in shares

Sr. No.	Name of the Shareholder	Number of locked-in shares	Locked-in-shares as a percentage of total number of shares held by [i.e., Grand Total (A) + (B) + (C) indicated in Statement at para (i)(a) above]	Promoter / Promoter Group / Public
(i)	(ii)	(iii)	(iv)	(v)
ADD DELETE				
1	NIL			
Total				



Home


Validate

Protect Cells

Unprotect Cells

(iii) Statement showing details of Depositor/ Receipts (DRS)

Disclosure of notes on depository receipts (DRS)				Add Notes
Sr. No.	Type of outstanding DRS	Number of outstanding DRS	Number of shares underlying outstanding DRS	Shares underlying outstanding DRS as a percentage of total number of shares {i.e., Grand Total (A) + (B) + (C) indicated in Statement at para (i)(a) above}
(i)	(ii)	(iii)	(iv)	(v)
ADD DELETE				
1	NIL	0	0	0.00
Total		0	0	0.00



Home

Validate

Protect


Unprotect

(ii) (b) Statement showing holding of Depository Receipts (DRs), where underlying shares held by "Promoter or Promoter Group" are in excess of one percentage of the total number of shares

Disclosure of notes of depository receipts (DRs), where underlying shares held by "Promoter / Promoter Group" are in excess of one percentage of the total number of shares

Add Notes

Sr. No.	Name of the DR holder	Type of outstanding DR	Number of shares underlying outstanding DRs	Shares underlying outstanding DRs as a percentage of total number of shares (i.e., Grand Total (A) + (B) + (C) indicated in Statement at para (i)(a) above)
(i)	(ii)	(iv)	(iv)	(v)
1	NIL			
Total				




(ii) (a) Statement showing the voting pattern of Shareholders, if more than one class of shares / securities is issued by the issuer.


Disclosure of notes on voting pattern of Shareholders, if more than one class of shares or securities is issued by the issuer.

Notes

No	Category of Shareholders	Number of Voting Rights held			Total Voting Rights (III+IV+V)	Total Voting Rights i.e. (VI)	
		Class X	Class Y	Class Z		As a percentage of (A+B)	As a percentage of (A+B+C)
1	(ii)	(iii)	(iv)	(v)	(vi)	(vii)	(viii)
2	Scrip code						
3	Type of security						
	Number of shares per voting rights						
A	Shareholding of Promoter and Promoter Group						
1	Indian						
(a)	Individuals or Hindu undivided Family						
(b)	Central Government or State government(s)						
(c)	Bodies corporate						
(d)	Financial Institutions or banks						
(e)	Any other (specify)	Description of Shareholders					
1	Indian Shareholders 1						
2	Indian Shareholders 2						
3	Indian Shareholders 3						
4	Indian Shareholders 4						
5	Indian Shareholders 5						
6	Indian Shareholders 6						
7	Indian Shareholders 7						
8	Indian Shareholders 8						
9	Indian Shareholders 9						
10	Indian Shareholders 10						
11	Indian Shareholders 11						
12	Indian Shareholders 12						
13	Indian Shareholders 13						
14	Indian Shareholders 14						
15	Indian Shareholders 15						
16	Indian Shareholders 16						
17	Indian Shareholders 17						
18	Indian Shareholders 18						
19	Indian Shareholders 19						
20	Indian Shareholders 20						
	Total Others						
	Sub Total (A) (1)						
2	Foreign						
(a)	Non-resident Individuals or foreign Individuals						
(b)	Bodies corporate						
(c)	Institutions						
(d)	Qualified foreign investor						
(e)	Any other (specify)	Description of Shareholders					
1	Foreign Shareholders 1						
2	Foreign Shareholders 2						



3	Foreign Shareholders 3																		
4	Foreign Shareholders 4																		
5	Foreign Shareholders 5																		
6	Foreign Shareholders 6																		
7	Foreign Shareholders 7																		
8	Foreign Shareholders 8																		
9	Foreign Shareholders 9																		
10	Foreign Shareholders 10																		
11	Foreign Shareholders 11																		
12	Foreign Shareholders 12																		
13	Foreign Shareholders 13																		
14	Foreign Shareholders 14																		
15	Foreign Shareholders 15																		
16	Foreign Shareholders 16																		
17	Foreign Shareholders 17																		
18	Foreign Shareholders 18																		
19	Foreign Shareholders 19																		
20	Foreign Shareholders 20																		
Total Other																			
Sub-Total [A] (2)																			
Total Shareholding of Promoter and Promoter Group [A] = [A](1)+[A](2)																			
(B) Public Shareholding																			
(1) Institutions																			
(a)	Mutual funds or UTI																		
(b)	Financial institutions or banks																		
(c)	Central government or State Government(s)																		
(d)	Venture capital funds																		
(e)	Insurance companies																		
(f)	Foreign institutional investors																		
(g)	Foreign venture capital investors																		
(h)	Qualified foreign investor																		
(i)	Nominated investors																		
(j)	Market makers																		
(k)	Any other (specify)																		
1	Institutions Shareholders 1																		
2	Institutions Shareholders 2																		
3	Institutions Shareholders 3																		
4	Institutions Shareholders 4																		
5	Institutions Shareholders 5																		
6	Institutions Shareholders 6																		
7	Institutions Shareholders 7																		
8	Institutions Shareholders 8																		
9	Institutions Shareholders 9																		
10	Institutions Shareholders 10																		
11	Institutions Shareholders 11																		
12	Institutions Shareholders 12																		
13	Institutions Shareholders 13																		
14	Institutions Shareholders 14																		
15	Institutions Shareholders 15																		
16	Institutions Shareholders 16																		
17	Institutions Shareholders 17																		
18	Institutions Shareholders 18																		
19	Institutions Shareholders 19																		
20	Institutions Shareholders 20																		



		Total Others								
		Sub Total (B) (7)								
(a)	Bodies corporate									
(b)	Individuals									
I		Individual Shareholders holding nominal share capital up to Rs one lakh								
II		Individual Shareholders holding nominal share capital in excess of Rs one lakh								
(c)	Qualified foreign investor									
(d)	Any other (Specify)	Description of Shareholders								
1	Non-institutions Shareholders	1								
2	Non-institutions Shareholders	2								
3	Non-institutions Shareholders	3								
4	Non-institutions Shareholders	4								
5	Non-institutions Shareholders	5								
6	Non-institutions Shareholders	6								
7	Non-institutions Shareholders	7								
8	Non-institutions Shareholders	8								
9	Non-institutions Shareholders	9								
10	Non-institutions Shareholders	10								
11	Non-institutions Shareholders	11								
12	Non-institutions Shareholders	12								
13	Non-institutions Shareholders	13								
14	Non-institutions Shareholders	14								
15	Non-institutions Shareholders	15								
16	Non-institutions Shareholders	16								
17	Non-institutions Shareholders	17								
18	Non-institutions Shareholders	18								
19	Non-institutions Shareholders	19								
20	Non-institutions Shareholders	20								
		Total Others								
		Sub-total (B) (7)								
		Total Public Shareholding (B) = (B)(1)+(B)(2)								
		TOTAL (A)+(B)								
		Total Shares held by Custodians (C)								
		GRAND TOTAL (A)+(B)+(C)								
(1)	Promoter and promoter group									
(2)	Public									

Shares held by Custodians and against Public Depository Receipts have been included in the above table.

