

Introductory schedule (I)(a)

<b>Name of the Company: HEXA TRADEX LIMITED</b>			
<b>Scrip Code, Name of the scrip, class of security:</b>			
<b>Quarter ended: 30/06/2015</b>			
<b>Partly paid-up shares:-</b>	<b>No. of partly paid-up shares</b>	<b>As a % of total no. of partly paid-up shares</b>	<b>As a % of total no. of shares of the company</b>
Held by promoter/promoter group	0	0	0
Held by public	0	0	0
<b>Total - D</b>	<b>0</b>	<b>0</b>	<b>0</b>
<b>Outstanding convertible securities:- No. of outstanding securities</b>			
<b>As a % of total no. of outstanding convertible securities</b>		<b>As a % of total no. of shares of the company, assuming full conversion of the convertible securities</b>	
Held by promoter/promoter group	0	0	0
Held by public			
<b>Total - E</b>	<b>0</b>	<b>0</b>	<b>0</b>
<b>Warrants:-</b>			
<b>No. of warrants</b>		<b>As a % of total no. of shares of the company, assuming full conversion of warrants</b>	
Held by promoter/promoter group	0	0	0
Held by public	0	0	0
<b>Total - F</b>	<b>0</b>	<b>0</b>	<b>0</b>
<b>Total paid-up capital of the company, assuming full conversion of warrants and convertible securities (Grand Total (A+B+C)+ D+E+F)</b>			
			<b>100</b>

55244704

55244704

Total (A+B+C)




**Annexure II  
HEXA TRADEX LIMITED**

**(1) (a) Statement showing Shareholding Pattern as on**

**30/06/2015**

(I)	Category of shareholder (II)	Number of shareholders (III)	Total Number of Shares (IV)	Number of shares held in dematerialized form (V)	Total Shareholding as a percentage of total no. of shares		Shares Pledged or otherwise encumbered	
					As a percentage of (A+B) (VI)	As a percentage of (A+B+C) (VII)	No. of shares (VIII)	As a percentage (IX)=(VIII)/(IV)*100
<b>(A) Shareholding of promoter and promoter Group</b>								
<b>(1) Indian</b>								
(a)	INDIVIDUALS/HUF	20	3,31,060	3,31,060	0.60	0.60	0	0.00
(b)	CENTRAL GOVERNMENT/STATE GOVERNMENT	0	0	0	0.00	0.00	0	0.00
(c)	BODIES CORPORATE	12	2,06,11,400	2,00,78,000	37.30	37.30	0	0.00
(d)	FINANCIAL INSTITUTIONS/BANKS	0	0	0	0.00	0.00	0	0.00
(e)	ANY OTHER (SPECIFY)	0	0	0	0.00	0.00	0	0.00
	Sub-Total (A) (1)	32	2,09,42,460	2,04,09,060	37.90	37.90	0	0.00
<b>(2) Foreign</b>								
(a)	INDIVIDUALS(NRI)/FOREIGN INDIVIDUALS	1	19,740	19,740	0.04	0.04	0	0.00
(b)	BODIES CORPORATE	6	44,51,797	44,51,797	8.06	8.06	0	0.00
(c)	INSTITUTIONS	0	0	0	0.00	0.00	0	0.00
(d)	QUALIFIED FOREIGN INVESTOR	0	0	0	0.00	0.00	0	0.00
(e)	ANY OTHER (SPECIFY)	0	0	0	0.00	0.00	0	0.00
	Sub-Total (A) (2)	7	44,71,537	44,71,537	8.10	8.10	0	0.00
	Total (A)	39	2,54,13,997	2,48,80,597	46.00	46.00	0	0.00
<b>(B) Public shareholding</b>								
<b>(1) Institutions</b>								
(a)	MUTUAL FUNDS/UTI	7	1,51,877	1,49,577	0.27	0.27	0	0.00
(b)	FINANCIAL INSTITUTIONS/BANKS	4	32,300	32,100	0.06	0.06	0	0.00
(c)	CENTRAL GOVERNMENT/STATE GOVERNMENT	0	0	0	0.00	0.00	0	0.00
(d)	VENTURE CAPITAL FUND	0	0	0	0.00	0.00	0	0.00
(e)	INSURANCE COMPANIES	5	14,08,106	14,08,106	2.55	2.55	0	0.00
(f)	FOREIGN INSTITUTIONAL INVESTORS	38	1,54,23,648	1,54,19,748	27.92	27.92	0	0.00
(g)	FOREIGN VENTURE CAPITAL INVESTORS	0	0	0	0.00	0.00	0	0.00
(h)	QUALIFIED FOREIGN INVESTOR	0	0	0	0.00	0.00	0	0.00
	Sub-Total (B) (1)	54	1,70,15,931	1,70,09,531	30.80	30.80	0	0.00
<b>(2) Non-institutions</b>								
(a)	BODIES CORPORATE	448	75,33,208	14,89,968	13.64	13.64	0	0.00
(b)	i) INDIVIDUALS -HOLD UPTO 1 LAKH (NOM VALUE)	21920	37,79,915	34,88,337	6.84	6.84	0	0.00
	ii) INDIVIDUALS -HOLD ABOVE 1 LAKH (NOM VALUE)	8	12,52,416	12,52,416	2.27	2.27	0	0.00
(c)	ANY OTHER (SPECIFY)- CLEARING MEMBERS	55	1,10,883	1,10,883	0.20	0.20	0	0.00
	NON-RESIDENTS	460	1,37,954	1,13,654	0.25	0.25	0	0.00
	FOREIGN COMPANY	0	0	0	0.00	0.00	0	0.00
	TRUSTS	2	400	400	0.00	0.00	0	0.00
	Sub-Total (B) (2)	22893	1,28,14,776	64,55,598	23.20	23.20	0	0.00
	Total (B)	22947	2,98,30,707	2,34,65,129	54.00	54.00	0	0.00
	Total (A+B)	22986	5,52,44,704	4,83,45,726	100.00	100.00	0	0.00



Category code	Category of shareholder	Number of shareholders	Total Number of Shares	Number of shares held in dematerialized form	Total Shareholding as a percentage of total no. of shares		Shares Pledged or otherwise encumbered	
					As a percentage of (A+B) (VI)	As a percentage of (A+B+C) (VII)	No. of shares (VIII)	As a percentage (IX)=(VIII)/(IV)*100
(I)	(II)	(III)	(IV)	(V)	(VI)	(VII)	(VIII)	(IX)
(C)	<b>Shares held by Custodians and against which</b>							
	<b>Depository Receipts have been issued</b>							
	SHARES HELD BY CUSTODIANS	0	0	0	0.00	0.00	0	0.00
	Sub-Total (C)	0	0	0	0.00	0.00	0	0.00
	Total (C)	0	0	0	0.00	0.00	0	0.00
	Grand-Total (A+B+C)	22986	5,52,44,704	4,83,45,726	100.00	100.00	0	0.00

*[Handwritten Signature]*



Note :

The following shareholding of promoters/promoter group is held in physical form as on 30<sup>th</sup> June, 2015:-


Particulars	No. of Promoters shares Held in Physical Form
a) Promoter(s) have sold their shares in physical mode and such shares have not been lodged for transfer with the company	Nil
b) Matters concerning part/entire shareholding of promoters/promoter group are <i>sub judice</i> before any Court/Tribunal	5,33,400
c) Shares cannot be converted into demat form due to death of any promoter(s)	Nil
d) Shares allotted to promoter(s) that await final approval for listing from stock exchange and such pendency is less than 30 days or shares that upon receipt of final listing approval from stock exchange are pending conversion to demat and such pendency is less than 15 days	Nil



**Annexure II**  
**HEXA TRADEX LIMITED**

(1) (b) Statement showing holding of securities (including shares,warrants,convertible securities) of persons belonging to the category "Promoter and Promoter Group" as on 30/06/2015

Sr. No.	Folio# / DPID,CLID	Name of the shareholder	Details of Shares held		Encumbered shares(*)		Details of warrants		Details of convertible securities		Total shares (including conversion of full and convertible securities) as a % of diluted share capital
			Number of shares held	As a % of grand total (A)+(B)+(C)	Number	As a per-centage VI=(V)/(III)*100	As a % of grand total (A)+(B)+(C) of sub-classes (I) (b)	No. of Warrants held	As a % of total no. of warrants of the same class	No. of convert-ible sec-urities held	
1	IN30302857829235	ABHYUDAY JINDAL	3,000	0.01	0	0.00	0	0.00	0	0.00	0.00
2	IN30048413703056	ANBECO INVESTMENTS LIMITED	26,00,897	4.71	0	0.00	0	0.00	0	0.00	0.00
3	IN30011810988827	ARTI JINDAL	12,000	3.02	0	0.00	0	0.00	0	0.00	0.00
4	IN30011811614032	DANTA ENTERPRISES PRIVATE LIMITED	19,80,025	3.58	0	0.00	0	0.00	0	0.00	0.00
5	IN30011810988237	DEEPIKA JINDAL	1,000	3.00	0	0.00	0	0.00	0	0.00	0.00
6	IN30290241512737	DEEPIKA JINDAL	2,000	3.00	0	0.00	0	0.00	0	0.00	0.00
7	IN30088874275266	ESTRELA INVESTMENT COMPANY LIMITED	3,75,500	3.68	0	0.00	0	0.00	0	0.00	0.00
8	0000499	GAGAN TRADING CO LTD	42,000	0.08	0	0.00	0	0.00	0	0.00	0.00
9	IN30088874042028	GAGAN TRADING COMPANY LIMITED	1,200	0.00	0	0.00	0	0.00	0	0.00	0.00
10	IN30088874275283	HEBTON SECURITIES LIMITED	3,72,600	9.67	0	0.00	0	0.00	0	0.00	0.00
11	IN30011810617253	INDRESH BATRA	1,54,000	0.28	0	0.00	0	0.00	0	0.00	0.00
12	IN30011811614010	JSL LIMITED	18,51,200	3.35	0	0.00	0	0.00	0	0.00	0.00
13	IN30112716405774	JSW HOLDINGS LIMITED	100	0.00	0	0.00	0	0.00	0	0.00	0.00
14	IN30112716067314	MENDEZA HOLDINGS LIMITED	3,66,500	0.66	0	0.00	0	0.00	0	0.00	0.00
15	IN30133019780636	MEREDITH TRADERS PRIVATE LIMITED	400	0.00	0	0.00	0	0.00	0	0.00	0.00
16	0000923	MEREDITH TRADERS PVT LTD	86,400	0.16	0	0.00	0	0.00	0	0.00	0.00
17	IN30112716067323	NACHO INVESTMENTS LIMITED	3,65,000	0.66	0	0.00	0	0.00	0	0.00	0.00
18	IN30011811459029	NALWA SONS INVESTMENTS LIMITED	1,03,05,000	18.65	0	0.00	0	0.00	0	0.00	0.00
19	0000483	NALWA SONS INVESTMENTS LIMITED	4,05,000	0.73	0	0.00	0	0.00	0	0.00	0.00
20	IN30011810988819	NAVEEN JINDAL	43,740	0.08	0	0.00	0	0.00	0	0.00	0.00
21	IN30011811084338	NAVEEN JINDAL	1,320	0.00	0	0.00	0	0.00	0	0.00	0.00
22	1201910102197207	OPJ TRADING PRIVATE LIMITED	23,03,826	4.17	0	0.00	0	0.00	0	0.00	0.00
23	1201410000021083	P R JINDAL HUF.	4,320	0.01	0	0.00	0	0.00	0	0.00	0.00
24	IN30133019093895	PARTH JINDAL	3,000	0.01	0	0.00	0	0.00	0	0.00	0.00
25	IN30011810972723	PRITHVI RAJ JINDAL	19,740	0.04	0	0.00	0	0.00	0	0.00	0.00
26	1201410000021079	R K JINDAL & SONS HUF.	16,320	0.03	0	0.00	0	0.00	0	0.00	0.00
27	IN30302857829665	RATAN JINDAL	15,240	0.03	0	0.00	0	0.00	0	0.00	0.00
28	1601010000384239	S K JINDAL AND SONS HUF.	4,320	0.01	0	0.00	0	0.00	0	0.00	0.00
29	IN30133021386010	SAHYOG TRADCORP PRIVATE LIMITED	19,80,025	3.58	0	0.00	0	0.00	0	0.00	0.00
30	IN30133019008250	SAJAN JINDAL	15,240	0.03	0	0.00	0	0.00	0	0.00	0.00
31	IN30133019101277	SANGITA JINDAL	10,800	0.02	0	0.00	0	0.00	0	0.00	0.00
32	IN30302852745678	SAVITRI DEVI JINDAL	20,760	0.04	0	0.00	0	0.00	0	0.00	0.00
33	IN30011810250263	SMINU JINDAL	3,000	0.01	0	0.00	0	0.00	0	0.00	0.00
34	IN30133019093900	TANVI JINDAL	6,000	0.01	0	0.00	0	0.00	0	0.00	0.00
35	IN30133019092878	TARINI JINDAL	6,000	0.01	0	0.00	0	0.00	0	0.00	0.00
36	IN30088874275258	TEMLAR INVESTMENTS LIMITED	3,71,300	0.67	0	0.00	0	0.00	0	0.00	0.00
37	IN30011810993920	TRPTI JINDAL	3,000	0.01	0	0.00	0	0.00	0	0.00	0.00
38	IN30302852758547	URVI JINDAL	6,000	0.01	0	0.00	0	0.00	0	0.00	0.00
39	IN30011811615488	VIRTUOUS TRADECORP PRIVATE LIMITED	16,56,224	3.00	0	0.00	0	0.00	0	0.00	0.00
<b>Grand-Total</b>			<b>2,54,13,997</b>	<b>46.00</b>	<b>0</b>	<b>0.00</b>	<b>0</b>	<b>0.00</b>	<b>0</b>	<b>0.00</b>	<b>0.00</b>



Annexure II

HEXA TRADEX LIMITED

(1) (c)(i) Statement showing holding of securities (including shares, warrants, convertible securities) of persons belonging to the category "Public" and holding more than 1% of the total number of shares as on 30/06/2015

Sr. No.	Folio# / DPID, CLID	Name of the shareholder	Number of shares	Shares as a percentage of total number of shares (i.e Grand total (A+B+C)) in para(I)(a) above	Details of warrants		Details of convertible securities		Total shares (including shares assuming full conversion of warrants and convertible securities) as a % of diluted share capital
					No. of Warrants held	As a % of total no. of warrants of the same class	No. of convertible securities held	As a % of total no. of convertible securities of the same class	
1	0001703	SIGMA TECH INC.	60,24,000	10.90					
2	IN300167/10043437	CRESTA FUND LTD	54,89,085	9.94					
3	IN300167/10055229	ALBULA INVESTMENT FUND LTD	50,04,027	9.06					
4	IN300167/10083202	VALIANT MAURITIUS PARTNERS OFFSHORE LIMITED	15,36,510	2.78					
5	IN300167/10083219	VALIANT MAURITIUS PARTNERS LIMITED	14,32,085	2.59					
6	IN300054/10013305	MACQUARIE BANK LIMITED	8,86,000	1.60					
7	IN300126/11241922	LIC OF INDIA PROFIT PLUS GROWTH FUND	6,48,335	1.17					
<b>Grand-Total</b>			<b>2,10,20,042</b>	<b>38.04</b>					




**Annexure II**

**HEXA TRADEX LIMITED**

**(1) (c)(ii) Statement showing holding of securities (including shares, warrants, convertible securities) of persons (together with PAC) belonging to the category "Public" and holding more than 5% of the total number of shares as on 30/06/2015**

Sl. No.	Folio# / DPID, CLID	Name of the shareholder	Number of shares	Shares as a percentage of total number of shares (i.e Grand total (A+B+C)) in para(D)(a) above	Details of warrants		Details of convertible securities		Total shares (including shares assuming full conversion of warrants and convertible securities) as a % of diluted share capital
					No. of Warrants held	As a % of total no. of warrants of the same class	No. of convertible securities held	As a % of total no. of convertible securities of the same class	
1	0001703	SIGMATECH INC.	60,24,000	10.90					
2	IN300167/10043437	CRESTA FUND LTD	54,89,085	9.94					
3	IN300167/10055229	ALBULA INVESTMENT FUND LTD	50,04,027	9.06					
<b>Grand-Total</b>			<b>1,65,17,112</b>	<b>29.90</b>					



**Annexure II**  
**HEXA TRADEX LIMITED**

**(1) (d) Statement showing details of lock-in shares as on 30/06/2015**

Sr. No.	Folio# / DPID, CLID	Name of the shareholder	Category of Shareholders (promoters/ Public)	Number of shares	Shares as a percentage of total number of shares (i.e Grand total (A+B+C)) in para(I)(a) above
		NIL		NIL	NIL

Grand-Total	NIL	NIL
-------------	-----	-----





**Annexure II**  
**HEXA TRADEX LIMITED**

Shareholding Pattern as on 30/06/2015

**(II) (a) Statement showing details of Depository Receipts (DRs)**

Sr No.	Type of Outstanding DR (ADRs, GDRs,SDRs,etc.	Number of Outstanding DRs	Number of shares underlying outstanding DRs	Shares underlying outstanding DRs as a percentage of total number of shares {i.e. Grand Total (A)+(B) +(C) indicated in the statement at para (1) (a) above }
			NIL	
	<b>TOTAL</b>			

**(II) (b) Statement showing Holding of Depository Receipts (DRs), where underlying shares are in excess of 1% of the total number of shares**

Sr No.	Name of the DR Holder	Type of Outstanding DR (ADRs, GDRs,SDRs,etc.	Number of shares underlying outstanding DRs	Shares underlying outstanding DRs as a percentage of total number of shares {i.e. Grand Total (A)+(B) +(C) indicated in the statement at para (1) (a) above }
			NIL	
	<b>TOTAL</b>			

