


(I)(a) Statement showing Shareholding Pattern

Name of the Company : TGB BANQUETS AND HOTELS LIMITED

Scrip Code, Name of the scrip, class of security : TGBHOTELS


As on Date : 30-Jun-2015

Partly paid-up shares	No. of partly paid-up shares	As a % of total no. of partly paid-up Shares	As a % of total no. of shares of the company
Held by promoter/promoter group	0	0	0
Held by public	0	0	0
Total	0	0	0
Outstanding convertible securities	No. of outstanding securities	As a % of total no. of outstanding convertible securities	As a % of total no. of shares of the company, assuming full conversion of the convertible securities
Held by promoter/promoter group	0	0	0
Held by public	0	0	0
Total	0	0	0
Warrants	No. of warrants	As a % of total no. of warrants	As a % of total no. of shares of the company, assuming full conversion of Warrants
Held by promoter/promoter group	0	0	0
Held by public	0	0	0
Total	0	0	0
Total paid-up capital of the company, assuming full conversion of warrants and convertible securities	29286400		




(I)(a) Statement showing Shareholding Pattern

Sr. no.	Category of shareholder	Number of shareholders	Total number of shares	Number of shares held in dematerialized form	Total shareholding as a percentage of total number of shares		Shares Pledged or otherwise encumbered	
					As a percentage of (A+B) ¹ (VI)	As a percentage of (A+B+C) (VII)	Number of shares (VIII)	As a percentage (IX) = (VIII) / (IV) * 100
(I)	(II)	(III)	(IV)	(V)	(VI)	(VII)	(VIII)	(IX)
(A)	Promoter and Promoter Group²							
(1)	Indian							
(a)	Individuals/Hindu Undivided Family	7	8446469	8446469	28.84	28.84	4178500	49.47
(b)	Central Government/State Government(s)	0	0	0	0.00	0.00	0	0
(c)	Bodies Corporate	1	423000	423000	1.44	1.44	423000	100.00
(d)	Financial Institutions/Banks	0	0	0	0.00	0.00	0	0
(e)	Any Other (Total)	10	2613925	2613925	8.93	8.93	429567	16.43
(e1)	Director's relatives	10	2613925	2613925	8.93	8.93	429567	16.43
	Sub-Total (A)(1)	18	11483394	11483394	39.21	39.21	5031067	43.81
(2)	Foreign							
(a)	Individuals (Non-Resident Individuals/Foreign Individuals)	0	0	0	0.00	0.00	0	0.00
(b)	Bodies Corporate	0	0	0	0.00	0.00	0	0.00
(c)	Institutions	0	0	0	0.00	0.00	0	0.00
(d)	Qualified Foreign Investor	0	0	0	0.00	0.00	0	0.00
(e)	Any Other (Total)	0	0	0	0.00	0.00	0	0.00
	Sub-Total (A)(2)	0	0	0	0.00	0.00	0	0.00
	Total Shareholding of Promoter and Promoter Group (A) = (A)(1)+(A)(2)	18	11483394	11483394	39.21	39.21	5031067	43.81
(B)	Public shareholding³							
(1)	Institutions							
(a)	Mutual Funds/UTI	0	0	0	0.00	0.00	N.A.	N.A.
(b)	Financial Institutions/Banks	0	0	0	0.00	0.00	N.A.	N.A.
(c)	Central Government/State	0	0	0	0.00	0.00	N.A.	N.A.



	Government(s)								
(d)	Venture Capital Funds	0	0	0	0.00	0.00	N.A.	N.A.	
(e)	Insurance Companies	0	0	0	0.00	0.00	N.A.	N.A.	
(f)	Foreign Institutional Investors	1	66887	66887	0.23	0.23	N.A.	N.A.	
(g)	Foreign Venture Capital Investors	0	0	0	0.00	0.00	N.A.	N.A.	
(h)	Qualified Foreign Investor	0	0	0	0.00	0.00	N.A.	N.A.	
(i)	Any Other (Total)	0	0	0	0.00	0.00	N.A.	N.A.	
	Sub-Total (B)(1)	1	66887	66887	0.23	0.23	N.A.	N.A.	
(2)	Non-institutions								
(a)	Bodies Corporate	158	9234330	9234330	31.53	31.53	N.A.	N.A.	
(b)	Individuals - i. Individual Shareholders Holding Nominal Share Capital Up To >Rs. 1 Lakh.	3433	1197825	1197820	4.09	4.09	N.A.	N.A.	
	Individuals - ii. Individual Shareholders Holding Nominal Share Capital In Excess Of Rs. 1 Lakh	47	5011081	5011081	17.11	17.11	N.A.	N.A.	
(c)	Qualified Foreign Investor	0	0	0	0.00	0.00	N.A.	N.A.	
(d)	Any Other (Total)	117	2292883	2292883	7.83	7.83	N.A.	N.A.	
(d1)	Clearing Members	85	1494582	1494582	5.10	5.10	N.A.	N.A.	
(d2)	Foreign Nationals - NRI Non repat	5	542068	542068	1.85	1.85	N.A.	N.A.	
(d3)	Foreign Nationals - NRI Repat	25	19747	19747	0.07	0.07	N.A.	N.A.	
(d4)	Foreign Portfolio Investor (Corp)	2	236486	236486	0.81	0.81	N.A.	N.A.	
	Sub-Total (B)(2)	3755	17736119	17736114	60.56	60.56	N.A.	N.A.	
	Total Public Shareholding (B)= (B)(1)+(B)(2)	3756	17803006	17803001	60.79	60.79	N.A.	N.A.	
	TOTAL (A)+(B)	3774	29286400	29286395	100.00	100.00	5031067	17.18	
(C)	Shares held by Custodians and against which Depository Receipts have been issued	0	0	0	N.A.	0.00	N.A.	N.A.	



C1	Promoter and Promoter Group	0	0	0	N.A.	0.00	N.A.	N.A.
C2	Public	0	0	0	N.A.	0.00	N.A.	N.A.
	GRAND TOTAL (A)+(B)+(C)	3774	29286400	29286395	N.A.	100.00	5031067	17.18

¹For determining public shareholding for the purpose of Clause 40A.

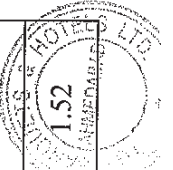
²For definitions of "Promoter" and "Promoter Group", refer to Clause 40A.

³For definitions of "Public Shareholding", refer to Clause 40A.



(D)(b) Statement showing Shareholding of persons belonging to the category "Promoter and Promoter Group"

Sr. No.	Name of the shareholder	PAN of the Shareholder	Total Shares held		Shares pledged or otherwise encumbered			Details of warrants		Details of convertible securities		Total shares (including underlying shares assuming full conversion of warrants and convertible securities) as a % of diluted share capital (XIII)
			Number (IV)	as a % of grand total (A) + (B) + (C) (V)	Number (VI)	as a percentage (VII) = (VI) / (IV) * 100	as a % of grand total (A) + (B) + (C) of sub-clause (I)(a) (VIII)	Number of warrants held (XI)	As a % total number of warrants of the same class (X)	Number of convertible securities held (XI)	As a % total number of convertible securities of the same class (XII)	
1	NARENDRA GURMUKHDAS SOMANI	AGSPS6052Q	6096219	20.82	2795500	45.86	9.55	0	0.00	0	0.00	20.82
2	DEVANAND GURMUKHDAS SOMANI	AEXPS4820B	1083400	3.70	673000	62.12	2.30	0	0.00	0	0.00	3.70
3	HEMANT GURMUKHDAS SOMANI	AJUPS3764N	775350	2.65	710000	91.57	2.42	0	0.00	0	0.00	2.65
4	SUNITABEN NARENDRABHAI SOMANI	AIQPS5317Q	519000	1.77	427317	82.33	1.46	0	0.00	0	0.00	1.77
5	RAMESH K MOTIANI	ABAPM7120L	491500	1.68	0	0.00	0.00	0	0.00	0	0.00	1.68
6	INDRAKUMAR KISHANCHAND MOTIANI	ABOPM4787H	486000	1.66	0	0.00	0.00	0	0.00	0	0.00	1.66
7	SURESH KISHANCHAND	ABAPM1797R	444000	1.52	0	0.00	0.00	0	0.00	0	0.00	1.52



D(c) Statement showing Shareholding of persons belonging to the category "Public" and holding more than 1% of the total number of shares

Sr. No.	Name of the shareholder	PAN of the Shareholder	Number of shares	Shares as a percentage of total number of shares (i.e., Grand Total (A)+(B)+(C) indicated in Statement at para (D)(a) above)	Details of warrants		Details of convertible securities		Total shares (including underlying shares assuming full conversion of warrants and convertible securities) as a % of diluted
					Number of warrants held	As a % total number of warrants of the same class	Number of convertible securities held	% w.r.t total number of convertible securities of the same class	
1	RAJSHAH ENTERPRISE PRIVATE LIMITED	AACCR9569C	1798158	6.14	0	0.00	0	0.00	6.14
2	PRUDENT FINTRADE PRIVATE LIMITED		1070000	3.65	0	0.00	0	0.00	3.65
3	PRITEXIM PRIVATE LIMITED		549902	1.88	0	0.00	0	0.00	1.88
4	KAMLESH SEVARAM PANJABI		537000	1.83	0	0.00	0	0.00	1.83
5	BRILLIANT ADVISORY SERVICES PVT. LTD.		500252	1.71	0	0.00	0	0.00	1.71
6	KASHIBA FINANCE PRIVATE LIMITED		317594	1.08	0	0.00	0	0.00	1.08
7	SHRIRAM CREDIT COMPANY LIMITED		2376194	8.11	0	0.00	0	0.00	8.11
8	SANJAY C. AGRAWAL		2500000	8.54	0	0.00	0	0.00	8.54
9	PRUDENT BROKING SERVICES PRIVATE LIMITED	AABCN5461G	1010541	3.45	0	0	0	0	3.45
10	SHRIRAM INSIGHT SHARE BROKERS LIMITED	AAACI2727H	296648	1.01	0	0	0	0	1.01
	TOTAL		10956289	37.41	0	0.00	0	0.00	37.4



D(c) Statement showing Shareholding of persons belonging to the category "Public" and holding more than 5% of the total number of shares

Sr. No.	Name of the shareholder	PAN of the Shareholder	Number of shares	Shares as a percentage of total number of shares {i.e., Grand Total (A)+(B)+(C) indicated in Statement at para (I)(a) above}	Details of warrants		Details of convertible securities		Total shares (including underlying full conversion of warrants and convertible securities) as a % of diluted
					Number of warrants held	As a % total number of warrants of the same class	Number of convertible securities held	% w.r.t total number of convertible securities of the same class	
1	RAJSHAH ENTERPRISE PRIVATE LIMITED	AACCR9569C	1798158	6.14	0	0.00	0	0	6.14
2	SANJAY C AGARWAL		2500000	8.54	0	0.00	0	0	8.54
3	SHRIRAM CREDIT COMPANY LIMITED		2376194	8.11	0	0.00	0	0	8.11
	TOTAL		6674352	22.79	0	0.00	0	0.00	22.79



Handwritten signature

(D)(d) Statement showing details of locked-in shares

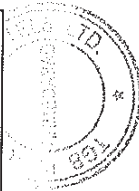
Sr. No.	Name of the shareholder	PAN of the Shareholder	Number of locked-in shares	Locked-in shares as a percentage of total number of shares {i.e., Grand Total (A)+(B)+(C) indicated in Statement at para (D)(a) above}
1	Nil		0	0.00
	TOTAL		0	0.00

(D)(a) Statement showing details of Depository Receipts (DRs)

Sr. No.	Type of outstanding DR (ADRs, GDRs, SDRs, etc.)	Number of outstanding DRs	Number of shares underlying outstanding DRs	Shares underlying outstanding DRs as a percentage of total number of shares {i.e., Grand Total (A)+(B)+(C) indicated in Statement at para (D)(a) above}
	TOTAL	0	0	0.00


(D)(b) Statement showing holding of Depository Receipts (DRs), where underlying shares held by 'promoter/promoter group' are in excess of 1% of the total number of shares

Sr. No.	Name of the DR Holder	Type of outstanding DR (ADRs, GDRs, SDRs, etc.)	Number of shares underlying outstanding DRs	Shares underlying outstanding DRs as a percentage of total number of shares {i.e., Grand Total (A)+(B)+(C) indicated in Statement at para (D)(a) above}
		TOTAL	0	0.00



(III) (a) Statement showing the voting pattern of shareholders, if more than one class of shares/securities is issued by the issuer.

Sr. no. (I)	Category of shareholder (II)	Number of Voting Rights held in each class of securities			Total Voting Rights (III+IV+V) (VI)	Total Voting Rights i.e. (VI)	
		Class X (III)	Class Y (IV)	Class Z (V)		As a percentage of (A+B) (VII)	As a percentage of (A+B+C) (VIII)
(A)	Promoter and Promoter Group²						
(1)	Indian						
(a)	Individuals/Hindu Undivided Family	0	0	0	0	0.00	0.00
(b)	Central Government/State Government(s)	0	0	0	0	0.00	0.00
(c)	Bodies Corporate	0	0	0	0	0.00	0.00
(d)	Financial Institutions/Banks	0	0	0	0	0.00	0.00
(e)	Any Other (Total)	0	0	0	0	0.00	0.00
	Sub-Total (A)(1)	0	0	0	0	0.00	0.00
(2)	Foreign						
(a)	Individuals (Non-Resident Individuals/Foreign Individuals)	0	0	0	0	0.00	0.00
(b)	Bodies Corporate	0	0	0	0	0.00	0.00
(c)	Institutions	0	0	0	0	0.00	0.00
(d)	Qualified Foreign Investor	0	0	0	0	0.00	0.00
(e)	Any Other (Total)	0	0	0	0	0.00	0.00
	Sub-Total (A)(2)	0	0	0	0	0.00	0.00
	Total Shareholding of Promoter and Promoter Group (A)= (A)(1)+(A)(2)	0	0	0	0	0.00	0.00
(B)	Public shareholding						
(1)	Institutions						
(a)	Mutual Funds/UTI	0	0	0	0	0.00	0.00
(b)	Financial Institutions/Banks	0	0	0	0	0.00	0.00
(c)	Central Government/State Government(s)	0	0	0	0	0.00	0.00
(d)	Venture Capital Funds	0	0	0	0	0.00	0.00
(e)	Insurance Companies	0	0	0	0	0.00	0.00
(f)	Foreign Institutional Investors	0	0	0	0	0.00	0.00
(g)	Foreign Venture Capital Investors	0	0	0	0	0.00	0.00
(h)	Qualified Foreign Investor	0	0	0	0	0.00	0.00
(h)	Any Other (Total)	0	0	0	0	0.00	0.00
	Sub-Total (B)(1)	0	0	0	0	0.00	0.00
(2)	Non-institutions						
(a)	Bodies Corporate	0	0	0	0	0.00	0.00



(b)	Individuals - i. Individual Shareholders Holding Nominal Share Capital Up To >Rs. 1 Lakh.	0	0	0	0	0.00	0.00
	Individuals - ii. Individual Shareholders Holding Nominal Share Capital In Excess Of Rs. 1 Lakh	0	0	0	0	0.00	0.00
(c)	Qualified Foreign Investor	0	0	0	0	0.00	0.00
(d)	Any Other (Total)	0	0	0	0	0.00	0.00
	Sub-Total (B)(2)	0	0	0	0	0.00	0.00
	Total Public Shareholding (B)= (B)(1)+(B)(2)	0	0	0	0	0.00	0.00
	TOTAL (A)+(B)	0	0	0	0	0.00	0.00
(C)	Shares held by Custodians and against which Depository Receipts have been issued	0	0	0	0	0.00	0.00
C1	Promoter and Promoter Group	0	0	0	0	0	0
C2	Public	0	0	0	0	0	0
	GRAND TOTAL (A)+(B)+(C)	0	0	0	0	0.00	0.00

