

Introductory Sub-Table (I)(a)

Name of the Company : DALMIA BHARAT SUGAR AND INDUSTRIES LIMITED			
Scrip Code : BSE - 500097, NSE - DALMIASUG		As on : 30th June, 2015	
Class of Security : Equity Shares			
Partly paid-up shares	No. of partly paid-up shares	As a % of Total No. of partly paid-up shares	As a % of Total No. of shares of the Company
Held by promoter/promoter group	-	-	-
Held by public	-	-	-
Total	-	-	-
Outstanding convertible securities	No. of outstanding securities	As a % of Total No. of Outstanding convertible securities	As a % of Total No. of shares of the Company, assuming full conversion of convertible securities
Held by promoter/promoter group	-	-	-
Held by public	-	-	-
Total	-	-	-
Warrants	No. of warrants	As a % of Total No. of warrants	As a % of Total No. of shares of the Company, assuming full conversion of warrants
Held by promoter/promoter group	-	-	-
Total	-	-	-
Total paid up capital of the Company, assuming full conversion of warrants and convertible securities	8,09,39,303 Shares	-	-



Name of the Company : DALMIA BHARAT SUGAR AND INDUSTRIES LIMITED

Scrip Code : BSE - 500097, NSE - DALMIASUG


As on : 30th June, 2015

Class of Security : Equity Shares

(1)(a) Statement showing Shareholding Pattern

Category Code	Category of Shareholder	No. of Shareholders	Total No. of Shares	No. of Shares held in Dematerialised Form	Total shareholding as a percentage of total no. of shares		Shares Pledged or otherwise encumbered	
					As a percentage of (A+B)	As a percentage of (A+B+C)	Number of Shares	As a percentage (IX)= (VIII)/(IV)*100
(I)	(II)	(III)	(IV)	(V)	(VI)	(VII)	(VIII)	(IX)
(A)	Shareholding of Promoter and Promoter Group *							
(1)	Indian							
(a)	Individuals/ Hindu Undivided Family	8	3405460	3405460	4.21	4.21	-	-
(b)	Central Government/State Governments	-	-	-	-	-	-	-
(C)	Bodies Corporates	13	57141997	57141997	70.60	70.60	-	-
(d)	Financial Institutions/Banks	-	-	-	-	-	-	-
(e)	Any Other (Trusts)	1	86665	86665	0.11	0.11	-	-
	Sub -Total (A)(1)	22	60634122	60634122	74.92	74.92	-	-
(2)	Foreign							
(a)	Individuals (Non-Resident Individuals/Foreign Individuals)	-	-	-	-	-	-	-
(b)	Bodies Corporates	-	-	-	-	-	-	-
(c)	Institutions	-	-	-	-	-	-	-
(d)	Qualified Foreign Investor	-	-	-	-	-	-	-
(e)	Any Other (Specify)	-	-	-	-	-	-	-
	Sub-Total (A)(2)	-	-	-	-	-	-	-
	Total Shareholding of Promoter and Promoter Group	22	60634122	60634122	74.92	74.92		
(B)	Public shareholding						N.A	N.A
(1)	Institutions						N.A	N.A
(a)	Mutual Funds/UTI	1	2500	0	-	-		
(b)	Financial Institutions/Banks	23	3994758	3972932	4.94	4.94		
(c)	Central Government/State Governments	4	128155	59200	0.16	0.16		
(d)	Venture Capital Funds	-	-	-	-	-		
(e)	Insurance Companies	1	128491	128491	0.16	0.16		
(f)	Foreign Institutional Investors	1	990838	990838	1.22	1.22		
(g)	Foreign Venture Capital Investors	-	-	-	-	-		
(h)	Qualified Foreign Investor	-	-	-	-	-		
(i)	Any Other (Specify)	-	-	-	-	-		
	Sub-Total (B)(1)	30	5244742	5151461	6.48	6.48		
(2)	Non-Institutions						N.A	N.A
(a)	Bodies Corporates	276	2274138	2244314	2.81	2.81		
(b)	Individuals							
	(i) Individual shareholders holding nominal share capital upto Rs. 1 lakh	12380	8806614	6119252	10.88	10.88		
	(ii) Individual shareholders holding nominal share capital in excess of Rs. 1 lakh	16	3572753	3572753	4.41	4.41		
(c)	Qualified Foreign Investor	-	-	-	-	-		
(d)	Any Other (Specify)							
	- Non Resident Indians	109	135947	77571	0.17	0.17		
	- Foreign Nationals	14	17325	-	0.02	0.02		
	- Custodian of Enemy Property	1	188303	-	0.23	0.23		
	- Trusts	6	53737	32817	0.07	0.07		
	- Clearing Members	7	5362	5362	0.01	0.01		
	- Directors and their relatives #	2	6260	6260	0.01	0.01		
	Sub-Total (B)(2)	12811	15060439	12058329	18.61	18.61		
	Total Public Shareholding (B) = (B)(1)+(B)(2)	12841	20305181	17209790	25.09	25.09	N.A	N.A
	Total (A)+(B)	12863	80939303	77843912	100.00	100.00		
(C)	Shares held by Custodians and against which Depository Receipts have been issued						N.A	N.A
(1)	Promoter and Promoter Group	-	-	-	-	-		
(2)	Public	-	-	-	-	-		
	GRAND TOTAL(A)+(B)+(C)	12863	80939303	77843912	100.00	100.00		

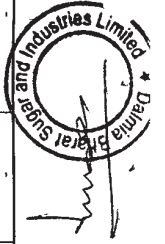
Since the Directors of the Company (other than those belonging to Promoter Group) do not exercise control, the Shareholdings of Directors and their relatives has been shown under the category Public Shareholding.



Name of the Company : DALMIA BHARAT SUGAR AND INDUSTRIES LIMITED
Scrip Code : BSE - 500097, NSE - DALMIASUG
As on :30th June, 2015

(1)(b) Statement showing Shareholding of Securities (including shares, warrants ,convertible securities) of persons belonging to the category "Promoter and Promoter Group"

Sr. No.	Name of the Shareholder	Details of Shares			Shares Pledged or otherwise encumbered			Warrants			Convertible securities			Total Shares (including underlying shares assuming full conversion of warrants and convertible securities) as a % of diluted share capital
		Number of Shares held	Shares as a percentage of total no. of shares (i.e. Grand Total (A)+(B)+(C) indicated in Statement at para (1)(a) above	As a percentage	Number	Shares as a percentage of total no. of shares (i.e. Grand Total (A)+(B)+(C) indicated in Statement at para (1)(a) above	Number of warrants held	Warrants as a % total number of warrants of the same class	Number of convertible securities	As a % total number of convertible securities of the same class				
(a)	Individuals/Hindu Undivided Family :													
1	Shri. Jai Hari Dalmia	1635010	2.02	-	-	-	-	-	-	-	-	-	-	2.02
2	Smt. Kavita Dalmia	376670	0.47	-	-	-	-	-	-	-	-	-	-	0.47
3	Shri Gautam Dalmia	751990	0.93	-	-	-	-	-	-	-	-	-	-	0.93
4	Smt. Anupama Dalmia	11250	0.01	-	-	-	-	-	-	-	-	-	-	0.01
5	Ku. Vaidehi Dalmia	37180	0.05	-	-	-	-	-	-	-	-	-	-	0.05
6	Ku. Sukeshi Dalmia	37180	0.05	-	-	-	-	-	-	-	-	-	-	0.05
7	Shri Jai Hari Dalmia C/o J. H. Dalmia (HUF)	315175	0.39	-	-	-	-	-	-	-	-	-	-	0.39
8	Shri Yadu Hari Dalmia C/o Y. H. Dalmia (HUF)	241005	0.30	-	-	-	-	-	-	-	-	-	-	0.30
9	Shri Yadu Hari Dalmia	-	-	-	-	-	-	-	-	-	-	-	-	-
10	Smt. Bela Dalmia	-	-	-	-	-	-	-	-	-	-	-	-	-
11	Shri Puneet Yadu Dalmia	-	-	-	-	-	-	-	-	-	-	-	-	-
12	Smt. Avantika Dalmia	-	-	-	-	-	-	-	-	-	-	-	-	-
13	Ku. Sumana Dalmia	-	-	-	-	-	-	-	-	-	-	-	-	-
14	Ku. Avanees Dalmia	-	-	-	-	-	-	-	-	-	-	-	-	-
15	Mst. Priyang Dalmia	-	-	-	-	-	-	-	-	-	-	-	-	-
16	Shruipriya Dalmia	-	-	-	-	-	-	-	-	-	-	-	-	-
16	Shri Gautam Dalmia C/o Gautam Dalmia (HUF)	-	-	-	-	-	-	-	-	-	-	-	-	-
		3405460	4.21	-	-	-	-	-	-	-	-	-	-	4.21
(b)	Bodies Corporate :													
1	Mayuka Investment Limited	15736537	19.44	-	-	-	-	-	-	-	-	-	-	19.44
2	Shree Nirman Limited	130	0.00	-	-	-	-	-	-	-	-	-	-	0.00
3	Sita Investment Company Limited	5876800	7.26	-	-	-	-	-	-	-	-	-	-	7.26
4	Keshav Power Limited	1268241	1.57	-	-	-	-	-	-	-	-	-	-	1.57
5	Ankita Pratishan Limited	5629070	7.20	-	-	-	-	-	-	-	-	-	-	7.20
6	Rama Investment Company Private Limited	2644955	3.27	-	-	-	-	-	-	-	-	-	-	3.27
7	Himqiri Commercial Limited	738255	0.91	-	-	-	-	-	-	-	-	-	-	0.91
8	Kavita Trading & Investment Co. Pvt. Ltd.	300570	0.37	-	-	-	-	-	-	-	-	-	-	0.37
9	Puneet Trading & Investment Co. Pvt. Ltd.	9792775	12.10	-	-	-	-	-	-	-	-	-	-	12.10
10	Airox Abrasives Limited	120360	0.15	-	-	-	-	-	-	-	-	-	-	0.15
11	Valley Agro Industries Limited	3500	0.00	-	-	-	-	-	-	-	-	-	-	0.00
	Shri Nataraj Ceramic and Chemical Industries Ltd. (now known as Dalmia Refractories Ltd.)	1000	0.00	-	-	-	-	-	-	-	-	-	-	0.00
12	Dalmia Bharat Limited	14829754	18.32	-	-	-	-	-	-	-	-	-	-	18.32
13	Dalmia Bharat Limited	-	-	-	-	-	-	-	-	-	-	-	-	-
14	OCL India Limited	-	-	-	-	-	-	-	-	-	-	-	-	-
15	Shri Channundeswari Minerals Limited	-	-	-	-	-	-	-	-	-	-	-	-	-
16	ZipAHead.Com Private Limited	-	-	-	-	-	-	-	-	-	-	-	-	-
17	Avanees and Ashni Securities Private Limited	-	-	-	-	-	-	-	-	-	-	-	-	-
18	Dalmia Cement (Bharat) Limited	-	-	-	-	-	-	-	-	-	-	-	-	-




Name of the Company : DALLMIA BHARAT SUGAR AND INDUSTRIES LIMITED
 Scrip Code : BSE - 500097, NSE - DALMIASUG As on : 30th June, 2015

(1)(c)(i) Statement showing Shareholding of persons (including shares, warrants, convertible securities) belonging to the category "Public" and holding more than 1% of the total no. of shares

Sr. No.	Name of Shareholder	Number of Shares held above	Shares as a percentage of total no. of shares {i.e. Grand Total (A)+(B)+(C) indicated in Statement at para (1)(a)	Details of Warrants		Details of Convertible securities		(including shares underlying full conversion of warrants and convertible securities) as a % of diluted share capital
				No. of warrants	As a % of total number of warrants of the same class	No. of Convertible Securities held	% w.r.t. of total number of convertible securities of the same class	
1	AXIS BANK LIMITED	2335227	2.89	-	-	-	-	2.89
2	LIFE INSURANCE CORPORATION OF INDIA	1259685	1.56	-	-	-	-	1.56
3	MORGAN STANLEY ASIA (SINGAPORE) PTE.	990838	1.22	-	-	-	-	1.22
TOTAL :		4585750	5.67	-	-	-	-	5.67

(1)(c)(ii) Statement showing holding of securities (including shares, warrants, convertible securities) of persons (together with PAC) belonging to the category "Public" and holding more than 5% of the total no. of shares of the company

Sr. No.	Name of Shareholder	Number of Shares	Shares as a percentage of total no. of shares {i.e. Grand Total (A)+(B)+(C) indicated in Statement at para (1)(a)	Details of Warrants		Details of Convertible securities		Total Shares (including underlying shares assuming full conversion of warrants and convertible securities) as a % of diluted share capital
				No. of warrants	As a % of total number of warrants of the same class	No. of Convertible Securities held	% w.r.t. of total number of convertible securities of the same class	
NIL								



Name of the Company : **DALMIA BHARAT SUGAR AND INDUSTRIES LIMITED**
 Scrip Code : **BSE - 500097, NSE - DALMIASUG** As on : **30th June, 2015**

(1)(d) Statement showing details of locked-in shares

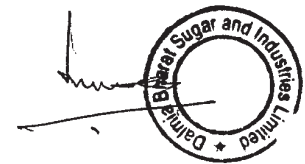
Sr. No.	Name of the Shareholder	No. of locked-in shares	Locked-in shares as a percentage of total no. of shares (i.e. Grand Total (A)+(B)+(C) indicated in Statement at para (1)(a) above	Category of Shareholders (Promoters/Public)
-----NIL-----				

(II)(a) Statement showing details of Depository Receipts (DRs)

Sr. No.	Type of outstanding DR (ADRs, GDRs, SDRs, etc.)	No. of outstanding DRs	No. of shares underlying outstanding DRs	Shares underlying outstanding DRs as a percentage of total no. of shares (i.e. Grand Total (A)+(B)+(C) indicated in Statement at para (I)(a) above
-----NIL-----				

(II)(b) Statement showing Holding of Depository Receipts (DRs), where underlying shares held by 'promoter/promoter group' are in excess of 1% of the total no. of shares

Sr. No.	Name of the DR Holder	Type of outstanding DR (ADRs, GDRs, SDRs, etc.)	No. of shares underlying outstanding DRs	Shares underlying outstanding DRs as a percentage of total no. of shares (i.e. Grand Total (A)+(B)+(C) indicated in Statement at para (I)(a) above
-----NIL-----				



Name of the Company : DALMIA BHARAT SUGAR AND INDUSTRIES LIMITED

Scrip Code : BSE - 500097, NSE - DALMIASUG

As on : 30th June, 2015

Class of Security : Equity Shares

(III)(a) Statement showing the voting pattern of shareholders of securities issued by the the Company

Category Code	Category of Shareholder	No. of Voting Rights held in each class of securities	Total Voting Rights	Total voting Rights	
				As a percentage of (A+B)	As a percentage of (A+B+C)
	EQUITY SHARE				
(A)	Promoter and Promoter Group				
(1)	Indian *				
(a)	Individuals/ Hindu Undivided Family	3405460	3405460	4.21	4.21
(b)	Central Government/State Governments	-	-	-	-
(c)	Bodies Corporates	57141997	57141997	70.60	70.60
(d)	Financial Institutions/Banks	-	-	-	-
(e)	Any Other (Trusts)	86665	86665	0.11	0.11
	Sub -Total (A)(1)	60634122	60634122	74.92	74.92
(2)	Foreign				
(a)	Individuals (Non-Resident Individuals/ForeignIndividuals)	-	-	-	-
(b)	Bodies Corporates	-	-	-	-
(c)	Institutions	-	-	-	-
(d)	Qualified Foreign Investor	-	-	-	-
(e)	Any Other (Specify)	-	-	-	-
	Sub-Total (A)(2)	-	-	-	-
	Total Shareholding of Promoter and Promoter Group	60634122	60634122	74.92	74.92
(B)	Public shareholding				
(1)	Institutions				
(a)	Mutual Funds/UTI	2500	2500	-	-
(b)	Financial Institutions/Banks	3994758	3994758	4.94	4.94
(c)	Central Government/State Governments	128155	128155	0.16	0.16
(d)	Venture Capital Funds	-	-	-	-
(e)	Insurance Companies	128491	128491	0.16	0.16
(f)	Foreign Institutional Investors	990838	990838	1.22	1.22
(g)	Foreign Venture Capital Investors	-	-	-	-
(h)	Qualified Foreign Investor	-	-	-	-
(i)	Any Other (Specify)	-	-	-	-
	Sub-Total (B)(1)	5244742	5244742	6.48	6.48
(2)	Non-Institutions				
(a)	Bodies Corporates	2274138	2274138	2.81	2.81
(b)	Individuals				
	(i) Individual shareholders holding nominal share capital upto Rs. 1 lakh	8806614	8806614	10.88	10.88
	(ii) Individual shareholders holding nominal share capital in excess of Rs. 1 lakh	3572753	3572753	4.41	4.41
(c)	Qualified Foreign Investor	-	-	-	-
(d)	Any Other (Specify)				
	- Non Resident Indians	135947	135947	0.17	0.17
	- Foreign Nationals	17325	17325	0.02	0.02
	- Custodian of Enemy Property	188303	188303	0.23	0.23
	- Trusts	53737	53737	0.07	0.07
	- Clearing Members	5362	5362	0.01	0.01
	- Directors and their relatives #	6260	6260	0.01	0.01
	Sub-Total (B)(2)	15060439	15060439	18.61	18.61
	Total Public Shareholding (B) = (B)(1)+(B)(2)	20305181	20305181	25.09	25.09
	Total (A)+(B)	80939303	80939303	100.00	100.00
(C)	Shares held by Custodians and against which Depository Receipts have been issued	-	-	-	-
	GRAND TOTAL(A)+(B)+(C)	80939303	80939303	100.00	100.00

Since the Directors of the Company (other than those belonging to Promoter Group) do not exercise control, the Shareholdings of Directors and their relatives has been shown under the category Public Shareholding

