




I (a) Statement of Shareholding Pattern

Name of the Company : Orient Green Power Company Limited		Class of Security: EQUITY	
Script Code: 533263		CDSL DATA: 30/06/2015	
AS ON	NSDL DATA:30/06/2015	NSDL DATA: 30/06/2015	CDSL DATA: 30/06/2015
Partly Paid-up shares		No. of Partly Paid-up shares	As a % of total no. of Partly paid-up shares
Held by promoter/Promoter group		0	0
Held by Public		0	0
Total		0	0
Outstanding convertible securities		No. of Outstanding securities	As a % of total No. of Outstanding convertible securities
Held by promoter/Promoter group		0	0
Held by Public		0	0
Total		0	0
Warrants		No. of Warrants	As a % of total No. of shares of the company, assuming full conversion of the convertible Warrants
Held by promoter/Promoter group		0	0
Held by public		0	0
Total		0	0
Total paid-up capital of the company, assuming full conversion of warrants and convertible securities			568078249




Category code	Category of Shareholder	Number of Shareholders	Total number of Shares	Number of Shares held in dematerialized form	Total Shareholding as a percentage of total number of shares		Shares pledged (or otherwise encumbered)	
					As a percentage of (A+B) (VI)	As a percentage of (A+B+C) (VII)	Number of shares (VIII)	As a percentage (IX) = (VIII)/(IV) *100
(I)	(II)	(III)	(IV)	(V)				
(A)	Promoter and Promoter Group							
[1]	Indian Individuals / Hindu Undivided Family	0	0	0	0	0	0	0
	Central Government / State Government(S)	0	0	0	0	0	0	0
	Bodies Corporate	2	163994972	163994972	28.87	28.87	0	0
	Financial Institutions / Banks	0	0	0	0	0	0	0
	Any Other (Specify)	0	0	0	0	0	0	0
	Sub Total	2	163994972	163994972	28.87	28.87	0	0
[2]	Foreign Individuals (Non-Resident Individuals / Foreign Individuals)	0	0	0	0	0	0	0
	Bodies Corporate	1	262063624	262063624	46.13	46.13	0	0
	Financial Institutions / Banks	0	0	0	0	0	0	0
	Sub Total	1	262063624	262063624	46.13	46.13	0	0
	Total (A)	3	426058596	426058596	75	75	0	0
(B)	Public Shareholding							
[1]	Institutions							
	Mutual Funds / Uti	0	0	0	0	0	0	0





Financial Institutions / Banks Central Government / State Government(S)	7	31680791	31680791	5.58	5.58	0	0
Venture Capital Funds	0	0	0	0	0	0	0
Insurance Companies	0	0	0	0	0	0	0
Foreign Institutional Investors	3	20698479	20698479	3.64	3.64	0	0
Foreign Venture Capital Investors	0	0	0	0	0	0	0
Qualified Fore. Investor- Corporate	0	0	0	0	0	0	0
Qualified Fore. Investor-Ind	0	0	0	0	0	0	0
Sub Total	10	52379270	52379270	9.22	9.22	0	0
[2] Non-Institutions							
Bodies Corporate	348	46413818	46413818	8.17	8.17	0	0
Individual Shareholders Holding Nominal Share Capital Upto Rs. 1 Lakh.	25012	18884801	18884459	3.32	3.32	0	0
Individual Shareholders Holding Nominal Share Capital In Excess Of Rs. 1 Lakh	385	21149476	21149476	3.72	3.72	0	0
Qualified Fore. Investor- Corporate	0	0	0	0	0	0	0
Qualified Fore. Investor-Ind	0	0	0	0	0	0	0
Clearing Member	127	1161309	1161309	0.2	0.2	0	0
Foreign Portfolio Investor (Corporate)	0	0	0	0	0	0	0
Foreign Portfolio Investor (Individual)	0	0	0	0	0	0	0
Non Resident Indians (Repat)	209	814551	814551	0.14	0.14	0	0
Non Resident Indians (Non Repat)	76	166274	166274	0.03	0.03	0	0
Foreign Companies	2	638738	386526	0.11	0.11	0	0





G


	Directors / Relatives	6	411416	411416	411416	0.07	0.07	0	0	0
	Sub Total	26165	89640383	89387829	15.78	15.78	0	0	0	0
	Total (B)	26175	142019653	141767099	25	25	0	0	0	0
	Total (A)+(B)	26178	568078249	567825695	100	100	0	0	0	0
(C)	Shares Held By Custodians and against which Depository Receipts have been issued									
[1]	Promoter and Promoter Group	0	0	0	0	0	0	0	0	0
[2]	Public	0	0	0	0	0	0	0	0	0
	Sub Total	0	0	0	0	0	0	0	0	0
	Total (C)	0	0	0	0	0	0	0	0	0
	Total (A)+(B)+(C)	26178	568078249	567825695	100	100	0	0	0	0





(I)(b) STATEMENT SHOWING HOLDING OF SECURITIES (INCLUDING SHARES, WARRANTS, CONVERTIBLE SECURITIES) OF PERSONS BELONGING TO THE CATEGORY 'PROMOTER AND PROMOTER GROUP

Sr. No (I)	Name Of The Shareholder (ii)	Details of shares held		Encumbered Shares (*)			Details of warrants		Details of convertible securities		Total Shares(Including Underlying shares assuming Full conversion Of warrants And convertible securities) As A % Of Diluted share Capital (xii)
		No. Of shares held (iii)	Total Shares Held as A % Of Grand Total(A)+(B)+(C) (iv)	No. (V)	As a Percent a ge (vi)=(v)/(iii)*100	As a % Of Grand Total(A)+(B)+(C) Of Sub Clause(I) (A) (vii)	Number Of Warrants Held (viii)	As A % Total Number Of warrants Of the Same class (ix)	Number Of convertible securities held (X)	As A % Total Number Of Convertible Securities of The same Class (xi)	
1	Orient Green Power Pte. Limited	262063624	46.1316	0	0	0	-	-	-	-	-
2	Shriram Industrial Holdings Limited	163608446	28.8003	0	0	0	-	-	-	-	-
3	Shriram EPC Limited	386526	0.068	0	0	0	-	-	-	-	-
	Total :	426058596	74.9999	0	0	0	-	-	-	-	-





(I)(C)(i) Statement Showing Holding Of Securities (Including Shares, Warrants, Convertible Securities) Of Persons belonging to the Category 'Public' And Holding More Than 1% Of The Total Number Of Shares

Sr. No.	Name(S) Of The Shareholder	Number Of Shares Held	Shares As A Percentage Of Total Number Of shares {I.E. Grand Total (A)+(B)+(C) Indicated In Statement At Para (I)(A) Above }	Details Of Warrants		Details Of Convertible Securities		Total Shares(Including underlying shares Assuming full Conversion of Warrants and Convertible Securities) As A % Of Diluted Share Capital
				Number Of Warrants held	As A % Total number Of warrants Of the Same class	Number Of Convertible Securities Held	% W .R.T total Number Of Convertible Securities Of The Same Class	
1	Life Insurance Corporation Of India	19857996	3.4956	-	-	-	-	-
2	Theta Management Consultancy Private Limited	13500000	2.3764	-	-	-	-	-
3	Olympus India Holdings Limited	13381854	2.3556	-	-	-	-	-
4	IDBI Bank Ltd.	8484786	1.4936	-	-	-	-	-
	Total :	55224636	9.7212	-	-	-	-	-





(I)(C)(II) Statement Showing Holding Of Securities (Including Shares, Warrants, Convertible Securities) Of Persons (Together With Pac) Belonging To The Category 'Public And Holding More Than 5% Of The Total Number Of Shares Of The Company

Sr. No.	Name(S) Of The Shareholder(S) And The Persons Acting In Concert(Pac) With Them	Number Of Shares	Shares As A Percentage Of Total Number Of Shares {I.E. Grand Total (A)+(B)+(C) Indicated In Statement At Para (I)(A) Above }	Details Of Warrants		Details Of Convertible Securities		Total Shares(Including underlying shares assuming Full Conversion Of Warrants And Convertible Securities) As A % Of Diluted Share Capital
				Number Of Warrants Held	As A % Total Number Of Warrants Of The Same Class	Number Of Convertible Securities Held	% W .R.T Total Number Of Convertible Securities Of The Same Class	
		0	0	-	-	-	-	-
	Total :	0	0	-	-	-	-	-





I (d) STATEMENT SHOWING DETAILS OF LOCKED - IN SHARES

SR.NO.	NAME OF SHAREHOLDER.	NUMBER OF LOCKED-IN SHARES	LOCKED-IN SHARES AS A (%)PERCENTAGE OF TOTAL NUMBER OF SHARES {I.E., GRAND TOTAL (A)+(B)+(C) INDICATED IN STATEMENT AT PARA (I)(A) ABOVE }
1	SHIRIRAM INDUSTRIAL HOLDINGS LIMITED	20000000	3.5206
Total :		2,00,00,000	3.5206





II (a) STATEMENT SHOWING DETAILS OF DEPOSITORY RECEIPTS(DRs)				
SR.NO.	Type of outstanding DR (ADRs, GDRs, SDRs, etc.)	Number of outstanding DRs	Number of shares underlying Outstanding DRs	Shares underlying outstanding DRs as a percentage of total number of shares {i.e., Grand Total (A)+(B)+(C) indicated in Statement at para (I)(a) above}
	Total :	0	0	





II (b) STATEMENT SHOWING HOLDING OF DEPOSITORY RECEIPTS (DRs), WHERE UNDERLYING SHARES ARE IN EXCESS OF 1% OF THE TOTAL NUMBER OF SHARES

Sr.No.	Name of the DR Holder Type of outstanding DR (ADRs, GDRs, SDRs, etc.)	No. of shares Underlying outstanding DRs	Shares underlying outstanding DRs as a percentage of total number of shares (i.e., Grand Total (A)+(B)+(C) indicated in Statement at para (I)(a) above}
Total :			0

