



PearlGlobal

Statement Showing Shareholding Pattern

Introductory sub-table (I)(a)

Name of the Company : PEARL GLOBAL INDUSTRIES LIMITED			
Scrip Code, Name of the scrip, class of security : BSE-532808 ; NSE - PGIL ; EQUITY			
Quarter Ended 30-JUNE-2015			
Partly paid-up shares:-	No. of partly paid-up shares	As a % of total no. of partly paid-up shares	As a % of total no. of shares of the company
Held by promoter/promoter group	NIL	NIL	NIL
Held by public	NIL	NIL	NIL
Total	NIL	NIL	NIL
Outstanding convertible securities:-	No. of outstanding securities	As a % of total no. of outstanding convertible securities	As a % of total no. of shares of the company, assuming full conversion of the convertible securities
Held by promoter/promoter group	NIL	NIL	NIL
Held by public	NIL	NIL	NIL
Total	NIL	NIL	NIL
Warrants:-	No. of warrants	As a % of total no. of warrants	As a % of total no. of shares of the company, assuming full conversion of warrants
Held by promoter/promoter group	NIL	NIL	NIL
Held by public	NIL	NIL	NIL
Total	NIL	NIL	NIL
Total paid-up capital of the company, assuming full conversion of warrants and convertible securities	21663937		

Pearl Global Industries Limited

Corp. Office : Plot No. 51, Sector-32, Gurgaon-122001 Haryana (INDIA)
Tel.: +91-124-4651000, Fax: +91-124-4651010. Website: www.pearlglobal.com

CIN : L74899DL1989PLC036849

Regd. Office: A-3, Community Centre, Naraina Industrial Area, Phase-II, New Delhi-110028




(D)(a) Statement showing Shareholding Pattern


Sr. no.	Category of shareholder (II)	Number of shareholders (III)	Total number of shares (IV)	Number of shares held in dematerialized form (V)	Total shareholding as a percentage of total number of shares		Shares Pledged or otherwise encumbered	
					As a percentage of (A+B) ¹ (VI)	As a percentage of (A+B+C) (VII)	Number of shares (VIII)	As a percentage (IX) = (VIII) / (IV) * 100
(A)	Promoter and Promoter Group							
(1)	Indian							
(a)	Individuals/Hindu Undivided Family	0	0	0	0.00	0.00	0	0
(b)	Central Government/State Government(s)	0	0	0	0.00	0.00	0	0
(c)	Bodies Corporate	1	30	30	0.00	0.00	0	0.00
(d)	Financial Institutions/Banks	0	0	0	0.00	0.00	0	0
(e)	Any Other (Total)	4	11562734	11562734	53.37	53.37	0	0.00
(e1)	Relatives of Promoters	4	11562734	11562734	53.37	53.37	0	0.00
	Sub-Total (A)(1)	5	11562764	11562764	53.37	53.37	0	0.00
(2)	Foreign							
(a)	Individuals (Non-Resident Individuals/Foreign Individuals)	2	2862145	2862145	13.21	13.21	0	0.00
(b)	Bodies Corporate	0	0	0	0.00	0.00	0	0.00
(c)	Institutions	0	0	0	0.00	0.00	0	0.00
(d)	Qualified Foreign Investor	0	0	0	0.00	0.00	0	0.00
(e)	Any Other (Total)	0	0	0	0.00	0.00	0	0.00
	Sub-Total (A)(2)	2	2862145	2862145	13.21	13.21	0	0.00
	Total Shareholding of Promoter and Promoter Group (A)= (A)(1)+(A)(2)	7	14424909	14424909	66.58	66.58	0	0.00



(B) Public shareholding											
(1)	Institutions										
(a)	Mutual Funds/UTI	1	856451	856451	3.95	3.95	0	0	0	0	0
(b)	Financial Institutions/Banks	6	52382	52316	0.24	0.24	0	0	0	0	0
(c)	Central Government/State Government(s)	0	0	0	0.00	0.00	0	0	0	0	0
(d)	Venture Capital Funds	0	0	0	0.00	0.00	0	0	0	0	0
(e)	Insurance Companies	2	483958	483958	2.23	2.23	0	0	0	0	0
(f)	Foreign Institutional Investors	2	1197343	1197343	5.53	5.53	0	0	0	0	0
(g)	Foreign Venture Capital Investors	0	0	0	0.00	0.00	0	0	0	0	0
(h)	Qualified Foreign Investor	0	0	0	0.00	0.00	0	0	0	0	0
(i)	Any Other (Total)	0	0	0	0.00	0.00	0	0	0	0	0
	Sub-Total (B)(1)	11	2590134	2590068	11.96	11.96	0	0	0	0	0
(2)	Non-institutions										
(a)	Bodies Corporate	199	262811	261882	1.21	1.21	12053	12053	4.5862		
(b)	Individuals - i. Individual Shareholders Holding Nominal Share Capital Up To Rs. 1 Lakh.	20053	1771590	1633412	8.18	8.18	16964	16964	0.9576		
	Individuals - ii. Individual Shareholders Holding Nominal Share Capital In Excess of Rs. 1 Lakh	25	1875773	1875773	8.66	8.66	185000	185000	9.8626		
(c)	Qualified Foreign Investor	0	0	0	0.00	0.00	0	0	0	0	0
(d)	Any Other (Total)	209	738720	389504	3.41	3.41	0	0	0	0	0
(d1)	Clearing Member	55	69325	69325	0.32	0.32	32640	32640	47.0826		
(d2)	Foreign Companies	1	325606	0	1.50	1.50	0	0	0	0	0
(d3)	Foreign Portfolio Investor (Corporate)	1	256205	256205	1.18	1.18	0	0	0	0	0
(d4)	Non Resident Indians (Non Repat)	34	12512	12512	0.06	0.06	0	0	0	0	0




(d5)	Non Resident Indians (Repat)	117	74912	51302	0.35	0.35	0	0
(d6)	Trusts	1	160	160	0.00	0.00	0	0
	Sub-Total (B)(2)	20486	4648894	4160571	21.46	21.46	246657	5.3057
	Total Public Shareholding (B)= (B)(1)+(B)(2)	20497	7239028	6750639	33.42	33.42	246657	3.4073
	TOTAL (A)+(B)	20504	21663937	21175548	100.00	100.00	246657	1.1386
(C)	Shares held by Custodians and against which Depository Receipts have been issued	0	0	0	N.A.	0.00	0	0
C1	Promoter and Promoter Group	0	0	0	N.A.	0.00	0	0
C2	Public	0	0	0	N.A.	0.00	0	0
	GRAND TOTAL (A)+(B)+(C)	20504	21663937	21175548	N.A.	100.00	246657	1.1386



(D)(b) Statement showing Shareholding of persons belonging to the category "Promoter and Promoter Group"

Sr. No.	Name of the shareholder	PAN of the Shareholder	Total Shares held		Shares pledged or otherwise encumbered		Details of warrants		Details of convertible securities		Total shares (including underlying shares assuming full conversion of warrants and convertible securities) as a % of diluted share capital (XIII)	
			Number (IV)	as a % of grand total (A) + (B) + (C) (V)	Number (VI)	as a percentage (VII) = (VI) / (IV) * 100	as a % of grand total (A) + (B) + (C) of sub-clause (D)(a) (VIII)	Number of warrants held (XI)	As a % total number of warrants of the same class (X)	Number of convertible securities held (XI)		As a % total number of convertible securities of the same class (XII)
1	Mrs. Payel Seth	AABPS1006M	9849872	45.47	0	0.00	0.00	0	0.00	0	0.00	0.00
2	Mr. Deepak Seth (NRI)	AABPS2568Q	1544499	7.13	0	0.00	0.00	0	0.00	0	0.00	0.00
3	Mr. Pulkit Seth	AJDPS7131A	1511384	6.98	0	0.00	0.00	0	0.00	0	0.00	0.00
4	Mr. Pallak Seth (NRI)	ACXPS6333B	1317646	6.08	0	0.00	0.00	0	0.00	0	0.00	0.00
5	Mr. Sunil Pal Seth	AA YPS2173A	201448	0.93	0	0.00	0.00	0	0.00	0	0.00	0.00
6	Mrs. Shefali Seth	BEMPS3185K	30	0.00	0	0.00	0.00	0	0.00	0	0.00	0.00
7	M/s Nim International Commerce Pvt. Ltd.	AAACN1035H	30	0.00	0	0.00	0.00	0	0.00	0	0.00	0.00
	TOTAL		14424909	66.58	0	0.00	0.00	0	0.00	0	0.00	0.00



D(c) Statement showing Shareholding of persons belonging to the category "Public" and holding more than 1% of the total number of shares

Sr. No.	Name of the shareholder	PAN of the Shareholder	Number of shares	Shares as a percentage of total number of shares {i.e., Grand Total (A)+(B)+(C) indicated in Statement at para (D)(a) above}	Details of warrants		Details of convertible securities		Total shares (including underlying shares assuming full conversion of warrants and convertible securities) as a % of diluted
					Number of warrants held	As a % total number of warrants the same class	Number of convertible securities held	% w.r.t total number of convertible securities of the same class	
1	Premier Investment Fund Limited	AACCP9387L	1070000	4.94	0	0.00	0	0.00	0
2	Reliance Capital Trustee Co. Ltd.-A/c Reliance Mid & Small Cap Fund	AAATR0090B	856451	3.95	0	0.00	0	0.00	0
3	Mr. Sanjiv Dhiresbhai Shah	ADGPS0244P	665594	3.07	0	0.00	0	0.00	0
4	Lesing Mauritius Limited		325606	1.50	0	0.00	0	0.00	0
5	General Insurance Corporation of India	AAACG0615N	256666	1.18	0	0.00	0	0.00	0
6	Cresta Fund Limited	AADCC2634A	256205	1.18	0	0.00	0	0.00	0
7	Life Insurance Corporation of India	AAACL0582H	227292	1.05	0	0.00	0	0.00	0
	TOTAL		3657814	16.88	0	0.00	0	0.00	0




D(c) Statement showing Shareholding of persons belonging to the category "Public" and holding more than 5% of the total number of shares

Sr. No.	Name of the shareholder	PAN of the Shareholder	Number of shares	Shares as a percentage of total number of shares {i.e., Grand Total (A)+(B)+(C) indicated in Statement at para (D)(a) above}	Details of warrants		Details of convertible securities		Total shares (including underlying shares assuming full conversion of warrants and convertible securities) as a % of diluted
					Number of warrants held	As a % total number of warrants of the same class	Number of convertible securities held	% w.r.t total number of convertible securities of the same class	
0			0	0.00	0	0.00	0	0.00	0.00
TOTAL			0	0.00	0	0.00	0	0.00	0.00

D(d) Statement showing details of locked-in shares

Sr. No.	Name of the shareholder	PAN of the Shareholder	Number of locked-in shares	Locked-in shares as a percentage of total number of shares {i.e., Grand Total (A)+(B)+(C) indicated in Statement at para (D)(a) above}
Nil			0	0.00
TOTAL			0	0.00



(II)(a) Statement showing details of Depository Receipts (DRs)

Sr. No.	Type of outstanding DR (ADRs, GDRs, SDRs, etc.)	Number of outstanding DRs	Number of shares underlying outstanding DRs	Shares underlying outstanding DRs as a percentage of total number of shares {i.e., Grand Total (A)+(B)+(C) indicated in Statement at para (I)(a) above}
	TOTAL	0	0	0.00

(II)(b) Statement showing holding of Depository Receipts (DRs), where underlying shares held by 'promoter/promoter group' are in excess of 1% of the total number of shares

Sr. No.	Name of the DR Holder	Type of outstanding DR (ADRs, GDRs, SDRs, etc.)	Number of shares underlying outstanding DRs	Shares underlying outstanding DRs as a percentage of total number of shares {i.e., Grand Total (A)+(B)+(C) indicated in Statement at para (I)(a) above}
		TOTAL	0	0.00

For Pearl Global Industries Limited
 Pearl Global Industries Limited



(Sandeep Sabharwal) Secretary
 Company Secretary

Place: Gurgaon

Date: July 15, 2015