

Name of the Company : WELSPUN INVESTMENTS AND COMMERCIALS LIMITED

Script Code :- NSE: WELINV

BSE: 533252

Quarter Ended :

30.06.2015


Name of the Scrip

Welspun Investments and Commercials Limited


Class of Security

Equity

PARTLY PAID SHARE		No. of Partly paid-up Shares	As a % of total No. of Partly paid-up Shares	As a % of total No. of Shares of the Company				
Held by Promoter/ Promoter Group		-	-	-				
Held by public		-	-	-				
Total		-	-	-				
OUTSTANDING CONVERTIBLE SECURITIES (Foreign Currency Convertible Bonds)		No. of Outstanding Securities	As a % of total No. of Outstanding Convertible Securities	As a % of total No. of Shares of the Company assuming full conversion of the Convertible Securities				
Held by Promoter/ Promoter Group		-	-	-				
Held by public		-	-	-				
Total		-	-	-				
OUTSTANDING CONVERTIBLE SECURITIES (Compulsorily Convertible Debenture)		No. of Outstanding Securities	As a % of total No. of Outstanding Convertible Securities	As a % of total No. of Shares of the Company assuming full conversion of the Convertible Securities				
Held by Promoter/ Promoter Group		-	-	-				
Held by public		-	-	-				
Total		-	-	-				
WARRANTS		No. of Warrants	As a % of total No. of Warrants	As a % of total No. of Shares of the Company assuming full conversion of Warrants				
Held by Promoter/ Promoter Group		-	-	-				
Held by public		-	-	-				
Total		-	-	-				
Total Paid-Up capital of the Company, assuming full conversion of Warrants and Convertible Securities				3,654,476				
Sl. No.	Category of Shareholder	Number of Shareholders	Total number of shares	Number of shares held in dematerialized form	Total shareholding as a percentage of total number of shares		Shares pledged or otherwise encumbered	
					As a % of (A+B) ¹	As a % of (A+B+C)	No. of shares	As a % (IX=VIII/IV)* 100
I	II	III	IV	V	VI	VII	VIII	(IX=VIII/IV)* 100
(A)	Shareholding of Promoter and Promoter Group ²							
1	Indian							
(a)	Individuals/ Hindu Undivided Family	6	44,966	44,966	1.23	1.23	-	-
(b)	Central Government/ State Government(s)	-	-	-	-	-	-	-
(c)	Bodies Corporate	8	2,580,608	2,580,608	70.61	70.61	-	-
(d)	Financial Institutions/ Banks	-	-	-	-	-	-	-
(e)	Any Others(Specify)	-	-	-	-	-	-	-
	Sub Total(A)(1)	14	2,625,574	2,625,574	71.85	71.85	-	-
2	Foreign							
a	Individuals (Non-Residents Individuals/Foreign)	-	-	-	-	-	-	-
b	Bodies Corporate	-	-	-	-	-	-	-
c	Institutions	-	-	-	-	-	-	-
d	Any Others(Specify)	-	-	-	-	-	-	-
	Sub Total(A)(2)	-	-	-	-	-	-	-
	Total Shareholding of Promoter and Promoter Group (A)= (A)(1)+(A)(2)	14	2,625,574	2,625,574	71.85	71.85	-	-
(B)	Public shareholding							
1	Institutions							
(a)	Mutual Funds/ UTI	3	221	4	0.01	0.01	-	-
(b)	Financial Institutions/ Banks	6	78,187	78,177	2.14	2.14	-	-
(c)	Central Government/ State Government(s)	-	-	-	-	-	-	-
(d)	Venture Capital Funds	-	-	-	-	-	-	-
(e)	Insurance Companies	-	-	-	-	-	-	-
(f)	Foreign Institutional Investors	1	104,889	104,889	2.87	2.87	-	-
(g)	Foreign Venture Capital Investors	-	-	-	-	-	-	-
(h)	Any Other (specify)	-	-	-	-	-	-	-
	Sub-Total (B)(1)	10	183,297	183,070	5.02	5.02	-	-
B 2	Non-institutions							
(a)	Bodies Corporate	220	72,990	72,654	2.00	2.00	4,650	6.37
(b)	Individuals	-	-	-	-	-	-	-
1	Individual shareholders holding nominal share capital up to Rs 1 lakh	18,103	398,312	372,557	10.90	10.90	1,208	0.30
ii	Individual shareholders holding nominal share capital in excess of Rs. 1 lakh.	10	348,885	348,885	9.55	9.55	-	-
(c-i)	Qualified Foreign Investor- Corporate	-	-	-	-	-	-	-
(c-ii)	Qualified Foreign Investor- Individual	-	-	-	-	-	-	-
(d)	Any Other (specify)	-	-	-	-	-	-	-
(d-i)	Overseas - Bodies Corporate	-	-	-	-	-	-	-
(d-ii)	Clearing Member	42	2,362	2,362	0.06	0.06	-	-
(d-iii)	Non-Resident Indian (Repat)	354	13,944	13,010	0.38	0.38	-	-
(d-iv)	Non-Resident Indian (Non-Repat)	57	3,058	3,058	0.08	0.08	-	-
(d-v)	Unclaimed shares	1	4,654	4,654	0.13	0.13	-	-
(d-vi)	HUF	1	1,400	1,400	0.04	0.04	-	-
	Sub-Total (B)(2)	18,788	845,605	818,580	23.14	23.14	5,858	0.69
(B)	Total Public Shareholding (B)= (B)(1)+(B)(2)	18,798	1,028,902	1,001,650	28.15	28.15	5,858	0.57
	TOTAL (A)+(B)	18,812	3,654,476	3,627,224	100.00	100.00	5,858	0.16
(C)	Shares held by Custodians and against which Depository Receipts have been issued							
(1)	Promoter and Promoter Group	-	-	-	-	-	-	-
(2)	Public	-	-	-	-	-	-	-
	GRAND TOTAL (A)+(B)+(C)	18,812	3,654,476	3,627,224	100.00	100.00	5,858	0.16




Sr.No	Notes
1	
2	
3	
4	NIL
5	
6	
7	
8	
9	




(f)(b) Statement showing holding of securities (including shares, warrants, convertible securities) of persons belonging to the category "Promoter and Promoter Group"

Sr. No.	Name of the shareholder	Details of Shares Held		Shares pledged or otherwise encumbered	Details of Warrants		Details of Convertible Securities		Total shares (including underlying shares assuming full conversion of warrants and convertible securities) as a % of diluted share capital		
		Number of shares held	As a % of Grand Total (A)+(B)+(C)		Number of Warrants Held	As a % of total Warrants of the same class	Number of convertible Securities held	As a % of total convertible securities of the same class			
I	II	III	IV	V	VI=(V/III)*100	VII	VIII	IX	X	XI	XII
1	Dipali Goenka	32,728	0.90	-	-	-	-	-	-	-	0.90
2	Radhika Goenka	9,130	0.25	-	-	-	-	-	-	-	0.25
3	B.K. Goenka	2,229	0.06	-	-	-	-	-	-	-	0.06
4	B.K. Goenka (HUF)	878	0.02	-	-	-	-	-	-	-	0.02
5	Rajesh R. Mandawewala	1	0.00	-	-	-	-	-	-	-	0.00
6	Krishiraj Trading Limited	1,726,496	47.24	-	-	-	-	-	-	-	47.24
7	Welspun Mercantile Limited	470,054	12.86	-	-	-	-	-	-	-	12.86
8	Welspun Wintex Limited	358,978	9.82	-	-	-	-	-	-	-	9.82
9	Welspun Finance Limited	24,654	0.67	-	-	-	-	-	-	-	0.67
10	Methodical Investment and Trading Company Private Limited	349	0.01	-	-	-	-	-	-	-	0.01
11	Welspun Syntex Limited	67	0.00	-	-	-	-	-	-	-	0.00
12	Welspun Zucchi Textiles Limited	5	0.00	-	-	-	-	-	-	-	0.00
13	Welspun Steel Limited	5	0.00	-	-	-	-	-	-	-	0.00
Sub Total		2,625,574	71.85								71.85




(1)(c) (i) Statement showing holding of securities (including shares, warrants, convertible securities) of persons belonging to the category "Public" and holding more than 1% of the total number of shares of the Company

Sr. No.	Name of the shareholder	Number of shares held	Shares as a % of total number of shares [i.e., Grand Total (A)+(B)+(C) indicated in Statement at para (f)(a) above]	Details of Warrants		Details of Convertible Securities		Total shares (including underlying shares assuming full conversion of warrants and convertible securities) as a % of diluted share capital
				Number of Warrants Held	As a % of total number of Warrants of the same class	Number of convertible Securities held	As a % of total number of convertible securities of the same class	
I	II	III	IV	V	VI	VII	VIII	IX
1	APMS Investment Fund Limited	104,889	2.87	-	-	-	-	2.87
2	Life Insurance Corporation Of India	76,167	2.08	-	-	-	-	2.08
3	Shashikant Goenka	75,000	2.05	-	-	-	-	2.05
4	Subhas Chander Nayyar	59,047	1.62	-	-	-	-	1.62
5	Mukesh Raghunathmal Chandan	52,175	1.43	-	-	-	-	1.43
6	Vinay Kumar	50,000	1.37	-	-	-	-	1.37
7	Aspire Impex Private Limited	40,000	1.09	-	-	-	-	1.09
	TOTAL	457,278	12.51	-	-	-	-	12.51



(1)(c) (ii) Statement showing holding of securities (including shares, warrants, convertible securities) of persons (together with PAC) belonging to the category "Public" and holding more than 5% of the total number of shares of the Company

Sr. No.	Name(s) of the shareholder(s) and the Persons Acting in Concert (PAC) with them	Number of shares held	Shares as a % of total number of shares (i.e., Grand Total (A)+(B)+(C) indicated in Statement at para (1)(a) above)	Details of Warrants		Details of Convertible Securities		Total shares (including underlying shares assuming full conversion of warrants and convertible securities) as a % of diluted share capital
				Number of Warrants Held	As a % of total number of Warrants of the same class	Number of convertible Securities held	As a % of total number of convertible securities of the same class	
I	II	III	IV	V	VI	VII	VIII	IX
1								
	TOTAL							




(I)(d) Statement showing details of locked-in shares

Sr. No.	Name of the shareholder	Category of Shareholders (Promoters/ Public)	No. of Shares	Locked-in shares as a % of total number of shares [i.e., Grand Total (A)+(B)+(C) indicated in Statement at para (I)(a) above]
1				0.00
TOTAL				0.00




(II)(a) Statement showing details of Depository Receipts (DRs)

Sr. No.	Type of outstanding DR (ADRs, GDRs, SDRs, etc.)	Number of outstanding DRs	Number of shares underlying outstanding DRs	Shares underlying outstanding DRs as a % of total number of shares {i.e., Grand Total (A)+(B)+(C) indicated in Statement at para (I)(a) above}
1				-
2		-	-	-
TOTAL		-	-	-



(II)(b) Statement showing Holding of Depository Receipts (DRs), where underlying Shares held by Promoter/Promoter Group are in excess of 1% of the total number of shares

Sr. No.	Name of the DR Holder	Type of outstanding DR (ADRs, GDRs, SDRs, etc.)	Number of shares underlying outstanding DRs	Shares underlying outstanding DRs as a percentage of total number of shares {i.e., Grand Total (A)+(B)+(C) indicated in Statement at para (I)(a) above}
1			-	-
2			-	-
		TOTAL	-	-



(III) (a) Statement showing the voting pattern of shareholders, if more than one class of shares/securities is issued by the issuer.

(Give description of voting rights for each class of security.

Class X: Equity Shares of Rs. 10 each fully paid-up ranking pari-passu in all respect

Class Y:

Class Z:

Category Code	Category of Shareholder	Number of Voting Rights held in each class of securities			Total Voting Rights (III + IV + V)	Total Voting Rights i.e. (VI)	
		Class X	Class Y	Class Z		As a % of (A + B)	As a % of (A + B + C)
(I)	(II)	(III)	(IV)	(V)	(VI)	(VII)	(VIII)
(A)	Promoter and Promoter Group						
(1)	Indian						
(a)	Individuals/ Hindu Undivided Family	44,966	-	-	44,966	1.23	1.23
(b)	Central Government/ State Government(s)	-	-	-	-	-	-
(c)	Bodies Corporate	2,580,608	-	-	2,580,608	70.61	70.61
(d)	Financial Institutions/ Banks	-	-	-	-	-	-
(e)	Any Other (specify)	-	-	-	-	-	-
	Sub-Total (A)(1)	2,625,574	-	-	2,625,574	71.85	71.85
(2)	Foreign						
(a)	Individuals (Non-Resident Individuals/ Foreign Individuals)	-	-	-	-	-	-
(b)	Bodies Corporate	-	-	-	-	-	-
(c)	Institutions	-	-	-	-	-	-
(d)	Qualified Foreign Investor	-	-	-	-	-	-
(e)	Any Other (specify)	-	-	-	-	-	-
	Sub-Total (A)(2)	-	-	-	-	-	-
	Total Shareholding of Promoter and Promoter Group (A)= (A)(1)+(A)(2)	2,625,574	-	-	2,625,574	71.85	71.85
(B)	Public shareholding						
(1)	Institutions						
(a)	Mutual Funds/UTI	221	-	-	221	0.01	0.01
(b)	Financial Institutions/ Banks	78,187	-	-	78,187	2.14	2.14
(c)	Central Government/ State Government(s)	-	-	-	-	-	-
(d)	Venture Capital Funds	-	-	-	-	-	-
(e)	Insurance Companies	-	-	-	-	-	-
(f)	Foreign Institutional Investors	104,889	-	-	104,889	2.87	2.87
(g)	Foreign Venture Capital Investors	-	-	-	-	-	-
(h)	Qualified Foreign Investor	-	-	-	-	-	-
(i)	Any Other (specify)	-	-	-	-	-	-
	Sub-Total (B)(1)	183,297	-	-	183,297	5.02	5.02
(2)	Non-institutions						
(a)	Bodies Corporate	72,990	-	-	72,990	2.00	2.00
(b)	Individuals : - i. Individual shareholders holding nominal share capital up to Rs. 1 lakh.	398,312	-	-	398,312	10.90	10.90
	ii. Individual shareholders holding nominal share capital in excess of Rs. 1 lakh.	348,885	-	-	348,885	9.55	9.55
(c)	Qualified Foreign Investor	-	-	-	-	-	-
(d)	Any Other (specify)	-	-	-	-	-	-
(di)	Overseas-Bodies Corporate	-	-	-	-	-	-
(dii)	Unclaimed Shares	4,654	-	-	4,654	0.13	0.13
(diii)	Clearing Member	2,362	-	-	2,362	0.06	0.06
(div)	Non-resident Indians (Repat)	13,944	-	-	13,944	0.38	0.38
(dvi)	Non-Resident Indian (Non-Repat)	3,058	-	-	3,058	0.08	0.08
(dvi)	Hindu Undivided Family	1,400	-	-	1,400	0.04	0.04
	Sub-Total (B)(2)	845,605	-	-	845,605	23.14	23.14
	Total Public Shareholding (B)= (B)(1)+(B)(2)	1,028,902	-	-	1,028,902	28.15	28.15
	TOTAL (A)+(B)	3,654,476	-	-	3,654,476	100.00	100.00
(C)	Shares held by Custodians and against which Depository Receipts have been issued	-	-	-	-	-	-
	GRAND TOTAL (A)+(B)+(C)	3,654,476	-	-	3,654,476	-	100.00

