



SHAREHOLDING PATTERN UNDER CLAUSE 35 OF THE LISTING AGREEMENT

(l)(a) Statement showing Shareholding Pattern

Name of the Company		UNIVERSAL CABLES LIMITED			
Scrip Code, Name of the Scrip, Class of Security		504212 (BSE)/UNIVCABLES EQ (NSE), EQUITY SHARES			
Quarter Ended		30.06.2015			
Partly Paid-up Shares	No. of partly Paid-up Shares	As a % of total no. of Partly Paid-up Shares	As a % of total no. of shares of the Company		
Held by Promoter/Promoter Group	NIL	NIL	NIL		
Held by Public	NIL	NIL	NIL		
Total	NIL	NIL	NIL		
Outstanding convertible Securities	No. of Outstanding Securities	As a % of total no. of Outstanding Convertible Securities	As a % of total no. of Shares of the company, assuming full conversion of the convertible securities		
Held by Promoter/Promoter Group	NIL	NIL	NIL		
Held by Public	NIL	NIL	NIL		
Total	NIL	NIL	NIL		
Warrants	No. of Warrants	As a % of total no. of Warrants	As a % of total no. of Shares of the Company, assuming full conversion of warrants		
Held by Promoter/Promoter Group	NIL	NIL	NIL		
Held by Public	NIL	NIL	NIL		
Total	NIL	NIL	NIL		
Total Paid-up Capital of the Company, assuming full conversion of Warrants and convertible securities		Rs. 231302540 (No. of shares 23130254)			




Category Code	Category of shareholder	Number of shareholders	Total number of shares	Number of shares held in dematerialised form	Total shareholding as a percentage of total number of shares		Shares Pledged or otherwise encumbered	
					As a percentage of (A+B)	As a percentage of (A+B+C)	Number of Shares	As a percentage (IX)=(VIII)/(IV)*100
(I)	(II)	(III)	(IV)	(V)	(VI)	(VII)	(VIII)	(IX)
(A)	Shareholding of Promoter and Promoter Group							
(1)	Indian							
(a)	Individuals/Hindu undivided family	-	-	-	-	-	-	-
(b)	Central Government/State Government(s)	-	-	-	-	-	-	-
(c)	Bodies Corporate	24	12155914	11934916	52.55	52.55	-	-
(d)	Financial Institutions/Banks	-	-	-	-	-	-	-
(e)	Any Other (specify)	-	-	-	-	-	-	-
	Sub-Total (A)(1)	24	12155914	11934916	52.55	52.55	NIL	NIL
(2)	Foreign							
(a)	Individuals (Non-Resident Individuals/ Foreign Individuals)	-	-	-	-	-	-	-
(b)	Bodies Corporate	-	-	-	-	-	-	-
(c)	Institutions	-	-	-	-	-	-	-
(d)	Qualified Foreign Investor	-	-	-	-	-	-	-
(e)	Any Other (specify)	-	-	-	-	-	-	-
	Sub-Total (A) (2)	-	-	-	-	-	NIL	NIL
	Total Shareholding of Promoter and Promoter Group (A) = (A)(1)+(A)(2)	24	12155914	11934916	52.55	52.55	NIL	NIL



(Handwritten signature)

Category Code	Category of shareholder	Number of shareholders	Total number of shares	Number of shares held in dematerialised form	Total shareholding as a percentage of total number of shares			Shares Pledged or otherwise encumbered	
					(VI) As a percentage of (A+B)	(VII) As a percentage of (A+B+C)	(VIII) Number of Shares	(IX)=(VIII)/(IV)*100 As a percentage	
(I)	(II)	(III)	(IV)	(V)	(VI)	(VII)	(VIII)	(IX)=(VIII)/(IV)*100	
(B)	Public Shareholding						N.A.	N.A.	
(1)	Institutions								
(a)	Mutual Funds/UTI	2	1200	50	0.01	0.01		N.A.	
(b)	Financial Institutions/Banks	13	119496	25113	0.52	0.52		N.A.	
(c)	Central Government/State Government(s)	2	740	-	-	-		-	
(d)	Venture Capital Funds	-	-	-	-	-		-	
(e)	Insurance Companies	3	811752	810462	3.51	3.51		-	
(f)	Foreign Institutional Investors	1	500	-	-	-		-	
(g)	Foreign Venture Capital Investors	-	-	-	-	-		-	
(h)	Qualified Foreign Investor	-	-	-	-	-		-	
(i)	Any Other (specify)	-	-	-	-	-		-	
	Sub-Total (B)(1)	21	933688	835625	4.04	4.04	N.A.	N.A.	
(2)	Non-Institutions								
(a)	Bodies Corporate	232	2168902	2161884	9.38	9.38		-	
(b)	Individuals -								
(i)	Individual shareholders holding nominal share capital upto Rs. 1 lakh	10300	3091370	2287480	13.36	13.36		-	
(ii)	Individual shareholders holding nominal share capital in excess of Rs.1 lakh	45	2906607	2854170	12.57	12.57		-	
(c)	Qualified Foreign Investor	-	-	-	-	-		-	
(d)	Any Other (specify)	-	-	-	-	-		-	
(i)	Trusts & Societies	9	1760392	696280	7.61	7.61		-	
(ii)	Foreign Nationals	181	55707	26077	0.24	0.24		-	
(iii)	Clearing Members	36	57674	57674	0.25	0.25		-	
	Sub-Total (B)(2)	10803	10040652	8083565	43.41	43.41	N.A.	N.A.	
	Total Public Shareholding (B) = (B)(1)+(B)(2)	10824	10974340	8919190	47.45	47.45	N.A.	N.A.	
	Total (A) + (B)	10848	23130254	20854106	100.00	100.00	N.A.	N.A.	
(C)	Shares held by Custodians and against which Depository Receipts have been issued								
(1)	Promoter and Promoter Group	-	-	-	-	-		-	
(2)	Public	-	-	-	-	-		-	
	Sub-Total (C)	-	-	-	-	-	N.A.	N.A.	
	Grand Total (A)+(B)+ (C)	10848	23130254	20854106	100.00	100.00	N.A.	N.A.	



(l)(b) Statement showing holding of securities (including shares, warrants, convertible securities) of persons belonging to the category "Promoter and Promoter Group"

Sr. No.	Name of the Shareholder	Details of shares held		Encumbered shares (*)		Details of warrants		Details of convertible securities		Total shares (including underlying shares assuming full conversion of warrants and convertible securities) as % of diluted share capital (XII)
		Number of shares held	As a % of grand total (A)+(B)+©	No.	As a percentage	As a % of grand total (A)+(B)+(C) of sub-clause (l)(a)	Number of warrants held	As a % total warrants of the same class	Number of convertible securities held	
(I)	(II)	(III)	(IV)	(V)	(VI)=(V)/(III)*100	(VII)	(VIII)	(IX)	(X)	(XI)
1	Vindhya Telelinks Ltd. (Held under 2 Folios)	4839908	20.92	-	-	-	-	-	-	-
2	The Punjab Produce & Trading Co. Pvt. Ltd. (Held under 2 Folios)	2910128	12.58	-	-	-	-	-	-	-
3	Gwalior Webbing Co. Pvt. Ltd.	1688573	7.30	-	-	-	-	-	-	-
4	Birla Corporation Ltd.	468000	2.02	-	-	-	-	-	-	-
5	Trilochan Vyapaar Pvt. Ltd.	266431	1.15	-	-	-	-	-	-	-
6	East India Investment Co. Pvt. Ltd. (Held under 2 Folios)	209371	0.91	-	-	-	-	-	-	-
7	Baroda Agents & Trading Co. Pvt. Ltd. (Held under 3 Folios)	121058	0.52	-	-	-	-	-	-	-
8	Punjab Produce Holdings Ltd.	53224	0.23	-	-	-	-	-	-	-
9	Birla Ericsson Optical Ltd.	1107407	4.79	-	-	-	-	-	-	-
10	Express Diary Company Ltd.	125	0.00	-	-	-	-	-	-	-
11	Hindustan Gum & Chemicals Ltd.	100	0.00	-	-	-	-	-	-	-
12	Insilco Agents Ltd.	109710	0.47	-	-	-	-	-	-	-
13	August Agents Ltd.	71915	0.31	-	-	-	-	-	-	-
14	Laneseda Agents Ltd.	35000	0.15	-	-	-	-	-	-	-
15	Birla Financial Corporation Ltd.	205869	0.89	-	-	-	-	-	-	-
16	Mudra Fintrade Pvt. Ltd.	34615	0.15	-	-	-	-	-	-	-
17	Canberra Traders Pvt. Ltd.	34230	0.15	-	-	-	-	-	-	-
18	Mazbat Investments Pvt. Ltd.	125	0.00	-	-	-	-	-	-	-
19	Mazbat Properties Pvt. Ltd.	125	0.00	-	-	-	-	-	-	-
	Total	12155914	52.55	-	-	-	-	-	-	-

(*) The term "encumbrance" has the same meaning as assigned to it in regulation 28(3) of the SAST Regulations, 2011.



(f)(d) Statement showing details of locked-in shares

Sr. No.	Name of the shareholder	Number of locked-in shares	Locked-in shares as a percentage of total number of shares {i.e., Grand Total (A)+(B)+(C) indicated in Statement at para (l)(a) above}
		NIL	NIL

(II)(a) Statement showing details of Depository Receipts (DRs)


Sr. No.	Type of outstanding DR (ADRs, GDRs, SDRs, etc.)	Number of outstanding DRs	Number of shares underlying outstanding DRs	Shares underlying outstanding DRs as a percentage of total number of shares {i.e., Grand Total (A)+(B)+(C) indicated in Statement at para (l)(a) above}
		NIL	NIL	NIL

(III)(b) Statement showing holding of Depository Receipts (DRs), where underlying shares held by 'promoter / promoter group' are in excess of 1% of the total number of shares

Sr. No.	Name of the DR Holder Type of Outstanding DR (ADRs, GDRs, SDRs etc.)	Number of shares underlying outstanding DRs	Shares underlying outstanding DRs as a percentage of total number of shares {i.e., Grand Total (A)+(B)+(C) indicated in Statement at para (l)(a) above}
		NIL	NIL

(III)(a) Statement showing the voting pattern of shareholders, if more than one class of shares/securities is issued by the issuer

NOT APPLICABLE since only one class of shares i.e. Equity shares have been issued by the Company

For: Universal Cables Limited

 Om Prakash Pandey
 (Company Secretary)