


Name of the Company	MIRCH TECHNOLOGIES LTD		
Scrip Code		Quarter Ended	30/06/2015

Partly Paid-up Shares	No. of partly paid-up shares	As a % of total no. of partly paid-up shares	As a % of total no. of shares of the company
Held by promoter/ promoter group	NIL	NIL	NIL
Held by public	NIL	NIL	NIL
Total			

Outstanding convertible securities :-	No. of outstanding securities	As a % of total no. of outstanding convertible securities	As a % of total no. of shares of the company, assuming full conversion of the convertible securities
Held by promoter/ promoter group	NIL	NIL	NIL
Held by public	NIL	NIL	NIL
Total			

Warrants:-	No. of warrants	As a % of total no. of warrants	As a % of total no. of shares of the company assuming full conversion of the warrants
Held by promoter/ promoter group	NIL	NIL	NIL
Held by public	NIL	NIL	NIL
Total			

Total paid-up capital of the company, assuming full conversion of warrants and convertible securities	800000		
---	--------	--	--

(I)(a) Statement showing Shareholding Pattern under Clause 35 of the Listing

Name of the Company	MIRCH TECHNOLOGIES LTD.		
Scrip Code	-	Quarter Ended	30/06/2015

Category code	Category Shareholder	Number of Shareholders	Total number of shares	Number of shares held in demat form
(A)	Shareholding of Promoter and Promoter Group			
1	Indian			
(a)	Individuals / Hindu Undivided Family	0	0	
(b)	Central Government/ State Government(s)	0	0	
(c)	Bodies Corporate	0	0	
(d)	Financial Institutions/Banks	0	0	
(e)	Any Other (Specify)			
	(a) Directors	3	310850	
	(b) Directors Relative	2	255444	
	(c) Person Acting in Concert	0	0	
	Sub Total (A)(1)	5	566294	
2	Foreign			
(a)	Individuals(Non-Resident Individuals/ Foreign Individuals)	0	0	
(b)	Bodies Corporate	0	0	
(c)	Institutions	0	0	
(d)	Qualified Foreign Investor	0	0	
(e)	Any Other (Specify)			
	Sub Total (A)(2)	0	0	
	Total Shareholding of Promoter and Promoter Group (A)=(A)(1)+(A)(2)	5	566294	




MIRCH TECHNOLOGIES LTD

Name of the Company

Quarter Ended 30/06/2015

Scrip Code

Category/Code	Category Shareholder	Number of Shareholders	Total number of shares	Number of shares held in dematerialized form	Total Shareholding as a percentage of total number of shares	As a percentage of (A+B)	As a percentage of (A+B+C)	Shares pledged or otherwise encumbered
(B)	Public Shareholding							N.A.
1	Institutions							N.A.
(a)	Mutual Funds / UTI	0	0	0	0.00	0.00	0.00	
(b)	Financial Institutions / Banks	1	100	0	0.01	0.01	0.01	
(c)	Central Government / State Government(s)	0	0	0	0.00	0.00	0.00	
(d)	Venture Capital Funds	0	0	0	0.00	0.00	0.00	
(e)	Insurance Companies	0	0	0	0.00	0.00	0.00	
(f)	Foreign Institutional Investors	0	0	0	0.00	0.00	0.00	
(g)	Foreign Venture Capital Investors	0	0	0	0.00	0.00	0.00	
(h)	Qualified Foreign Investor	0	0	0	0.00	0.00	0.00	
(i)	Any Other (Specify)	0	0	0	0.00	0.00	0.00	
	Sub Total (B)(1)	1	100	0	0.01	0.01	0.01	N.A.
2	Non-Institutions							
(a)	Bodies Corporate	15	6460	3250	0.81	0.81	0.81	
(b)	Individuals	1952	222538	36447	27.87	27.87	27.82	
(i)	Individual Shareholders holding nominal share capital up to Rs. 1 lakh	0	0	0	0.00	0.00	0.00	
(ii)	Individual Shareholders holding nominal share capital in excess of Rs. 1 lakh	0	0	0	0.00	0.00	0.00	
(c)	Qualified Foreign Investor	0	0	0	0.00	0.00	0.00	
(d)	Any Other (Specify)	4	275	275	0.03	0.03	0.03	
	(a) N.R.I. (Repatriated & Non-Repatriated)	0	0	0	0.00	0.00	0.00	
	(b) Foreign Corporate Bodies	2	3300	3200	0.41	0.41	0.41	
	(c) Trust	4	1033	1033	0.13	0.13	0.13	
	(d) Hindu Undivided Family	0	0	0	0.00	0.00	0.00	
	(e) Employee	0	0	0	0.00	0.00	0.00	
	(f) Clearing Members	0	0	0	0.00	0.00	0.00	
	Sub Total (B)(2)	1978	233606	4205	29.20	29.20	29.20	N.A.
	Total Public Shareholding (B) = (B)(1)+(B)(2)	1979	233706	4205	29.21	29.21	29.21	N.A.
(C)	TOTAL (A)+(B)	1984	800000	602049	100.00	100.00	100.00	N.A.
	Shares held by Custodians and against which Depository Receipts have been issued							
1)	Promoter and Promoter Group	0	0	0	0.00	0.00	0.00	N.A.
2)	Public	0	0	0	0.00	0.00	0.00	N.A.



Name of the Company | MIRCH TECHNOLOGIES LTD

Quarter Ended | 30/06/2015

(I)(b) Statement showing holding of securities (including shares, warrants, convertible securities) of persons belonging to the category "Promoter and Frontier Group"

Sr. No.	Name of the Shareholder	Details of Shares held		Encumbered shares (%)		As a % of grand total (A)+(B)+(C) of sub-clause (I)(a)	Details of Warrants		Details of convertible securities		Total Shares (including underlying conversion of warrants and convertible securities as a % diluted share capital)
		Number of shares held	As a % of Grand Total (A)+(B)+(C)	Number	As a percentage		Number of Warrants held	As a % of total warrants of the same class	Number of convertible securities held	As a % of total convertible securities of the same class	
CD	(II)	(III)	(IV)	(V)	(VI)	(VII)	(VIII)	(IX)	(X)	(XI)	(XII)
1	SHIV KUMAR LODHA	207500	58.43	0	0.00	0.00	0	0.00	0	0.00	38.43
2	USHARDEVI SHIVKUMAR LODHA	250344	31.29	0	0.00	0.00	0	0.00	0	0.00	31.29
3	Mrs. Usha S. Lodha	3100	0.03	0	0.00	0.00	0	0.00	0	0.00	0.03
4	Mr. Shiv Kumar Lodha	3200	0.40	0	0.00	0.00	0	0.00	0	0.00	0.40
5	Mr. Shiv Kumar Lodha Arc Paradise	150	0.01	0	0.00	0.00	0	0.00	0	0.00	0.01
	TOTAL	562794	70.78	0	0.00	0.00	0	0.00	0	0.00	70.78

(*) The term "encumbrance" has the same meaning as assigned to it in regulation 28(3) of the SEBI Regulation, 2011



Name of the Company	MIRCH TECHNOLOGIES LTD
Scrap Code	Number Ended 30/06/2015

(7)(c)(i) Statement showing holding of securities (including shares, warrants, convertible securities) of persons belonging to the category "Public" and holding more than 1% of the total number of shares


Sr. No.	Name of the Shareholder	Total number of Shares as a % of		Details of Warrants		Details of convertible securities		Total Shares (Including underlying full conversion of warrants and convertible securities as a % of diluted share capital)
		Total number of Shares	As a % of Total (A)+(B)+(C) indicated in Statement at para (1)(a) above)	Number of Warrants held	As a % of total number of warrants of the same class	Number of convertible securities held	As a % of total number of convertible securities of the same class	
1	MEL	0	0.00	0	0.00	0	0.00	0.00
2	TOTAL	0	0.00	0	0.00	0	0.00	0.00



Name of the Company	MIRCH TECHNOLOGIES LTD		
Scrip Code	Quarter Ended	30/06/2015	

(D)(c)(ii) Statement showing holding of securities (including shares, warrants, convertible securities) of persons (together with PAC) belonging to the category "Public" and holding more than 5% of the total number of shares of the company

Sr. No.	Name(s) of the Shareholder(s) and the Persons Acting in Concert (PAC) with them	Number of shares	Shares as a % of total number of shares (i.e. Grand Total (A)+(B)+(C) indicated in Statement at para (I)(a) above)	Details of Warrants		Details of convertible securities		Total Shares (including underlying shares assuming full conversion of warrants and convertible securities) as a % of diluted share capital
				Number of Warrants held	As a % total number of warrants of the same class	Number of Convertible securities held	% w.r.t. total number of convertible securities of the same class	
1	NIL	0	0.00	0	0.00	0	0.00	0.00
5	TOTAL	0	0.00					0.00



Name of the Company	HIRCH TECHNOLOGIES LTD		
Scrip Code	Quarter Ended	30/06/2015	

Statement showing details of locked-in shares

Sr. No.	Name of the Shareholder	Total number of shares	Shares as a % of total number of shares (i.e. Grand Total (A)+(B)+(C) indicated in Statement at para (I)(a))	Promoter / Promoter Group / Public
1	NIL	0	0.00	
	TOTAL	0	0.00	



Name of the Company	MIRCH TECHNOLOGIES LTD		
Scrip Code		Quarter Ended	30/06/2015

(II)(a) Statement showing details of Depository Receipts (DRs)

Sr. No.	Type of outstanding DR (ADRs, GDRs, SDRs, etc.)	Number of outstanding DRs	Total number of shares	Shares underlying outstanding DRs as a % of total number of shares (i.e., GRAND TOTAL (A)+(B)+(C) indicated in statement at para (I)(a) above)
	NIL	NIL	NIL	NIL
	TOTAL			

(II)(b) Statement showing holding of Depository Receipts (DRs), where underlying shares are in excess of 1% of the total number of shares

Sr. No.	Name of the DR Holder	Type of outstanding DR (ADRs, GDRs, SDRs, etc.)	Number of shares underlying outstanding DRs	Shares underlying outstanding DRs as a % of total number of shares (i.e., GRAND TOTAL (A)+(B)+(C) indicated in statement at para (I)(a) above)
	NIL	NIL	NIL	NIL
	TOTAL			

