



(1) (a) Statement showing Shareholding Pattern

Name of the Company: BLUE STAR LIMITED		BSE- 500067 , NSE- BLUESTARCO ; Equity	
Scrip Code, Name of the scrip, class of security:		30th June, 2015	
Quarter ended:			
	Partly paid-up shares:-	No. of partly paid-up shares	As a % of total no. of partly paid-up shares
Held by Promoter / Promoter Group		0	0.0000
Held by public		0	0.0000
<b>Total</b>		<b>0</b>	<b>0.0000</b>
	Outstanding convertible securities:-	No. of outstanding securities	As a % of total No. of
Held by Promoter / Promoter Group		0	0.0000
Held by public		0	0.0000
<b>Total</b>		<b>0</b>	<b>0.0000</b>
	Warrants:-	No. of warrants	As a % of total no. of warrants
Held by Promoter / Promoter Group		0	0.0000
Held by public		0	0.0000
<b>Total</b>		<b>0</b>	<b>0.0000</b>
Total paid-up capital of the company assuming full conversion of warrants and convertible securities		899361.05	

FOR BLUE STAR LTD.

  
 VIJAY S. DEVADIGA  
 Company Secretary  
 Membership No. A11028

Category Code	Category of shareholder	Number of shareholders	Total number of shares	Number of shares held in dematerialised form	Total shareholding as a percentage of total number of		Number of shares pledged or otherwise encumbered	As a percentage (IX) = (VIII)/(IV)*100
					As a percentage of (A+B) (VII)	As a percentage of (A+B+C) (VII)		
(I)	Promoter and Promoter Group	(III)	(IV)	(V)				
(A)	Indian							
1	Individuals/Hindu Undivided Family	16	21468354	21468354	23.8707	23.8707	600000	2.7948
(a)	Central Government/State Government(s)	0	0	0	0.0000	0.0000	0	0.0000
(b)	Bodies Corporate	1	21731	21731	0.0242	0.0242	0	0.0000
(c)	Financial Institutions / Banks	0	0	0	0.0000	0.0000	0	0.0000
(d)	Any Other (Promoters Trusts)	4	13458337	13458337	14.9643	14.9643	0	0.0000
(e)	Sub Total (A)(1)	21	34948422	34948422	38.8592	38.8592	600000	1.7168
2	Foreign							
(a)	Individuals (Non-Resident Individuals/Foreign Individuals)	4	543075	543075	0.6038	0.6038	0	0.0000
(b)	Bodies Corporate	0	0	0	0.0000	0.0000	0	0.0000
(c)	Institutions	0	0	0	0.0000	0.0000	0	0.0000
(d)	Qualified Foreign Investors	0	0	0	0.0000	0.0000	0	0.0000
(e)	Any Other (specify)	0	0	0	0.0000	0.0000	0	0.0000
	Sub Total (A)(2)	4	543075	543075	0.6038	0.6038	0	0.0000
	Total Shareholding of Promoter and Promoter Group (A)=(A)(1)+(A)(2)	25	35491497	35491497	39.4630	39.4630	600000	1.6905
(B)	Public shareholding							
1	Institutions							
(a)	Mutual Funds/UTI	41	1766436	1766436	19.6433	19.6433	-	-
(b)	Financial Institutions / Banks	11	38330	27650	0.0426	0.0426	-	-
(c)	Central Government/State Government(s)	0	0	0	0.0000	0.0000	-	-
(d)	Venture Capital Funds	0	0	0	0.0000	0.0000	-	-
(e)	Insurance Companies	1	912559	912559	1.0147	1.0147	-	-
(f)	Foreign Institutional Investors	20	5878395	5878395	6.5362	6.5362	-	-
(g)	Foreign Venture Capital Investors	0	0	0	0.0000	0.0000	-	-
(h)	Qualified Foreign Investors	0	0	0	0.0000	0.0000	-	-
(i)	Any Other (specify)	0	0	0	0.0000	0.0000	-	-
	Foreign Mutual Fund	3	427920	427920	0.4758	0.4758	-	-
	Sub Total (B) (1)	76	24923640	24911085	27.7126	27.7126	-	-
2	Non-institutions							
(a)	Bodies Corporate	388	2386986	2331456	2.6541	2.6541	-	-
(b) (i)	Individuals - shareholders holding nominal share capital up to Rs 1 Lakh	19621	17269674	14442993	19.2022	19.2022	-	-
(ii)	Individual shareholders holding nominal share capital in excess of Rs. 1 Lakh	49	8399175	8187030	9.3324	9.3324	-	-



Category code	Category of shareholder	Number of shareholders	Total number of shares	Number of shares held in dematerialised form	Total shareholding as a percentage of total number of		Shares pledged or otherwise encumbered	As a percentage (DX) = (VIII)/(IV)*100
					As a percentage of (A+B) (VI)	As a percentage of (A+B+C) (VII)		
(I)	Qualified Foreign Investors (II)	(III)	(IV)	(V)			(VIII)	
(c)	Any Other	0	0	0	0.0000	0.0000	-	-
(d)	Non Resident Indians (Repatriated)	258	277248	275748	0.3083	0.3083	-	-
i	Non Resident Indians (Non Repatriated)	137	410168	410168	0.4561	0.4561	-	-
ii	Foreign Companies	2	375	0	0.0004	0.0004	-	-
iii	Foreign Portfolio Investor (Individual)	4	735961	735961	1.3518	0.8183	-	-
iv	Clearing Member	92	40352	40352	0.0449	0.0449	-	-
v	Market Maker	7	4870	4870	0.0054	0.0054	-	-
vi	Truists	2	2159	2159	0.0024	0.0024	-	-
vii	Sub Total (B)(2)	20560	29520968	26430737	33.3578	32.8244	-	-
	Total Public Shareholding Public Group (B)=(B)(1)+(B)(2)	20636	54444608	51341822	61.0704	60.5370	NA	NA
	Total (A)+(B)	20661	89936105	86833319	100.5334	100.0000	600000	0.6671
(C)	Shares held by custodians and against which Depository Receipts have been issued							
i	Promoter and Promoter group	0	0	0	0.0000	0.0000	0	0.0000
ii	Public	0	0	0	0.0000	0.0000	0	0.0000
	Sub Total (C)	0	0	0	0	0	0	0
	GRAND TOTAL (A)+(B)+(C)	20661	89936105	86833319	100.5334	100.0000	600000	0.6671

FOR BLUE STAR LTD.

*S. P. M.*  
**VJAY S. DEVÁDIGA**  
 Company Secretary  
 Membership No. A11028




(I)(b) Sr. No.	Statement showing holding of securities (including shares, warrants, convertible securities) of persons belonging to the category "Promoter and Promoter Group"	Details of Shares held			Encumbered shares			Details of warrants			Details of convertible securities		XIII shares (including underlying shares assuming full conversion of warrants and convertible securities)
		Number of shares held	As a % of grand total (A)+(B)+(C)	No.	As a percentage (V)-(V)/((V)+(V))*100	As a % of grand total (A)+(B)+(C) of sub-clause (I)(a)	Number of warrants held	As a % total number of warrants of the same class	Number of convertible securities held	As a % total number of convertible securities of the same class			
(I)	(II)	(III)	(IV)	(V)	(VI)-(V)/(II)+(V)*100	(VII)	(VIII)	(IX)	(X)	(XI)	(XII)		
1	ASHOK MOHAN ADVANI	10315107	11.4694	0	0	0	0	0	0	0	11.4694		
2	IL AND FS TRUST COMPANY LIMITE	7458354	8.2929	0	0	0	0	0	0	0	8.2929		
3	SUNEEL MOHAN ADVANI	5325948	5.9219	0	0	0	0	0	0	0	5.9219		
4	IL AND FS TRUST COMPANY LIMITE	3554722	3.9525	0	0	0	0	0	0	0	3.9525		
5	NARGIS SUNEEL ADVANI	2720695	3.0251	0	0	0	0	0	0	0	3.0251		
6	SUNEETA NANIK VASWANI	2141770	2.3814	600000	28.0142	0.6671	0	0	0	0	2.3814		
7	ROHINA LULLA	1116885	1.2419	0	0	0	0	0	0	0	1.2419		
8	ANISSA KHANNA	1076630	1.1971	0	0	0	0	0	0	0	1.1971		
9	NANIK RAMCHAND VASWANI	945095	1.0509	0	0	0	0	0	0	0	1.0509		
10	SUNEEL MOHAN ADVANI	478310	0.5318	0	0	0	0	0	0	0	0.5318		
11	VIR S ADVANI	50000	0.0556	0	0	0	0	0	0	0	0.0556		
12	ARMAN SANDEEP MURTHY	50000	0.0556	0	0	0	0	0	0	0	0.0556		
13	SUMER SANDEEP MURTHY	50000	0.0556	0	0	0	0	0	0	0	0.0556		
14	SUNAINA S ADVANI	50000	0.0556	0	0	0	0	0	0	0	0.0556		
15	UDAY VIR ADVANI	50000	0.0556	0	0	0	0	0	0	0	0.0556		
16	ANITA ASHOK ADVANI	30000	0.0334	0	0	0	0	0	0	0	0.0334		
17	IT ADVANI FINANCE PRIVATE LIM	21731	0.0242	0	0	0	0	0	0	0	0.0242		
18	DEV KHANNA	18750	0.0208	0	0	0	0	0	0	0	0.0208		
19	IMAN RAJIV LULLA	18750	0.0208	0	0	0	0	0	0	0	0.0208		
20	RAMA RAJIV LULLA	18750	0.0208	0	0	0	0	0	0	0	0.0208		
	<b>TOTAL</b>	<b>35491497</b>	<b>39.4629</b>	<b>600000</b>	<b>1.6905</b>	<b>0.6671</b>	<b>0</b>	<b>0</b>	<b>0</b>	<b>0</b>	<b>39.4629</b>		



(1)(c)(i) Statement showing holding of securities (including shares, warrants, convertible securities) of persons belonging to the category "Public" and holding more than 1% of the total number of shares									
Sr. No.	Name of the shareholder	Number of shares held	Shares as a percentage of total number of shares {i.e., Grand Total (A)+(B)+(C) indicated in Statement at para (1)(a) above}	Details of warrants		Details of convertible securities			Total shares (including underlying shares assuming full conversion of warrants and convertible securities) as a % of diluted share capital
				Number of warrants held	As a % total number of warrants of the same class	Number of convertible securities held	% w.r.t total number of convertible securities of the same class	% w.r.t total number of convertible securities of the same class	
1	HDFC TRUSTEE COMPANY LTD - A/C HDFC MID - CAPOPP	6995826	7.7787	0.00	0.00	0.00	0.00	0.00	7.7787
2	SAIF ADVISORS MAURITIUS LIMITED A/C SAIF INDIA IV FI	4731983	5.2615	0.00	0.00	0.00	0.00	0.00	5.2615
3	RELANCE CAPITAL TRUSTEE CO LTD A/C RELANCEEQD	3340148	3.7139	0.00	0.00	0.00	0.00	0.00	3.2129
4	ICICI PRUDENTIAL VALUE DISCOVERY FUND	2495911	2.7752	0.00	0.00	0.00	0.00	0.00	2.8440
5	UTI - INFRASTRUCTURE FUND	1335000	1.4844	0.00	0.00	0.00	0.00	0.00	1.5249
6	LAND T MUTUAL FUND TRUSTEE LTD-L AND T TAX ADV.	934711	1.0393	0.00	0.00	0.00	0.00	0.00	1.0369
7	THE ORIENT INSURANCE COMPANY LTD	912559	1.0147	0.00	0.00	0.00	0.00	0.00	1.0226
	<b>TOTAL</b>	<b>20746138</b>	<b>23.0676</b>	<b>0.00</b>	<b>0.00</b>	<b>0.00</b>	<b>0.00</b>	<b>0.00</b>	<b>22.4956</b>

(1)(c)(ii) Statement showing holding of securities (including shares, warrants, convertible securities) of persons (together with PAC) belonging to the category "Public" and holding more than 5% of the total number of shares of the company									
Sr. No.	Name(s) of the shareholder(s) and the Persons Acting in Concert (PAC) with them	Number of shares	Shares as a percentage of total number of shares {i.e., Grand Total (A)+(B)+(C) indicated in Statement at para (1)(a) above}	Details of warrants		Details of convertible securities			Total shares (including underlying shares assuming full conversion of warrants and convertible securities) as a % of diluted share capital
				Number of warrants	As a % total number of warrants of the same class	Number of convertible securities held	% w.r.t total number of convertible securities of the same class	% w.r.t total number of convertible securities of the same class	
1	HDFC TRUSTEE COMPANY LTD - A/C HDFC MID - CAPOPP	6995826	7.7787	0.00	0.00	0.00	0.00	0.00	7.7787
2	SAIF ADVISORS MAURITIUS LIMITED A/C SAIF INDIA IV FI	4731983	5.2615	0.00	0.00	0.00	0.00	0.00	5.2615
	<b>TOTAL</b>	<b>11727809</b>	<b>13.0402</b>	<b>0.00</b>	<b>0.00</b>	<b>0.00</b>	<b>0.00</b>	<b>0.00</b>	<b>13.0402</b>



(1)(d) Statement showing details of locked-in shares				
Sr. No.	Name of the shareholder	Number of Locked in Shares	Locked-in shares as a Percentage of total number of shares [i.e., Grand Total (A)+(B)+(C) indicated in Statement at para (1)(a) above]	Category
1	NIL	NIL	NIL	
TOTAL		NIL	NIL	



(III)(a) Statement showing details of Depository Receipts (DRs)				
Sr. No.	Type of outstanding DR (ADRs, GDRs, SDRs, etc.)	Number of outstanding DRs	Number of shares underlying outstanding DRs	Shares underlying outstanding DRs as a percentage of total number of shares {i.e., Grand Total (A)+(B)+(C) indicated in Statement at para (I)(a) above}
1	NIL	NIL	NIL	NIL
TOTAL		NIL	NIL	NIL

**Statement showing holding of Depository Receipts (DRs), where underlying shares held by "Promoter/ Promoter Group" are in excess of 1% of the total number of shares (II) (b)**

Sr. No.	Name of the DR Holder	Type of outstanding DR (ADRs, GDRs, SDRs, etc.)	Number of shares underlying outstanding DRs	Shares underlying outstanding DRs as a percentage of total number of shares [i.e., Grand Total (A)+(B)+(C) indicated in Statement at para (I)(a) above]
1	NIL	NIL	NIL	NIL
<b>TOTAL</b>	<b>TOTAL</b>	<b>TOTAL</b>	<b>TOTAL</b>	<b>TOTAL</b>