

(I) (a) Statement showing Shareholding Pattern			
Name of the Company:		Hathway Cable & Datacom Limited	
Scrip Code, Name of the scrip, class of security:		BSE-533162, NSE-HATHWAY; Equity	
Quarter ended:		30 <sup>th</sup> June, 2015	
	Partly paid-up shares:-	No. of partly paid-up shares	As a % of total no. of partly paid-up shares
	Held by Promoter / Promoter Group	0	0.0000
	Held by public	0	0.0000
	<b>Total</b>	<b>0</b>	<b>0.0000</b>
	<b>Outstanding convertible securities:-</b>	<b>No. of outstanding securities</b>	<b>As a % of total No. of outstanding convertible securities</b>
	Held by Promoter / Promoter Group	0	0.0000
	Held by public	0	0.0000
	<b>Total</b>	<b>0</b>	<b>0.0000</b>
	<b>Warrants:-</b>	<b>No. of warrants</b>	<b>As a % of total no. of warrants</b>
	Held by Promoter / Promoter Group	0	0.0000
	Held by public	0	0.0000
	<b>Total</b>	<b>0</b>	<b>0.0000</b>
	<b>Total paid-up capital of the company assuming full conversion of warrants and convertible securities</b>		<b>8,304,945,000</b>

For Hathway Cable & Datacom Limited

  
Ajay Singh

Company Secretary & Compliance Officer

Category Code (I)	Category of shareholder (II)	Number of shareholders (III)	Total number of shares (IV)	Number of shares held in dematerialised form (V)	Total shareholding as a percentage of total number of		Shares pledged or otherwise encumbered	
					As a percentage of (A+B) (VI)	As a percentage of (A+B+C) (VII)	Number of shares (VIII)	As a percentage (IX) = (VIII)/(IV)*100
(A)	<b>Promoter and Promoter Group</b>							
1	<b>Indian</b>							
(a)	Individuals/Hindu Undivided Family	2	240,966,000	240,966,000	29.0148	29.0148	-	-
(b)	Central Government/State Government(s)	-	-	-	-	-	-	-
(c)	Bodies Corporate	2	120,095,015	120,095,015	14.4607	14.4607	-	-
(d)	Financial Institutions / Banks	-	-	-	-	-	-	-
(e)	Any Other (specify)	-	-	-	-	-	-	-
	<b>Sub Total (A)(1)</b>	<b>4</b>	<b>361,061,015</b>	<b>361,061,015</b>	<b>43.4754</b>	<b>43.4754</b>	-	-
2	<b>Foreign</b>							
(a)	Individuals (Non-Resident Individuals/Foreign Individuals)	-	-	-	-	-	-	-
(b)	Bodies Corporate	-	-	-	-	-	-	-
(c)	Institutions	-	-	-	-	-	-	-
(d)	Qualified Foreign Investors	-	-	-	-	-	-	-
(e)	Any Other (specify)	-	-	-	-	-	-	-
	<b>Sub Total (A)(2)</b>	-	-	-	-	-	-	-
	<b>Total Shareholding of Promoter and Promoter Group (A)=(A)(1)+(A)(2)</b>	<b>4</b>	<b>361,061,015</b>	<b>361,061,015</b>	<b>43.4754</b>	<b>43.4754</b>	-	-
(B)	<b>Public shareholding</b>							
1	<b>Institutions</b>							
(a)	Mutual Funds/UTI	11	54,293,739	54,293,739	6.5375	6.5375	-	-
(b)	Financial Institutions / Banks	4	2,466,557	2,466,557	0.2970	0.2970	-	-
(c)	Central Government/State Government(s)	-	-	-	-	-	-	-
(d)	Venture Capital Funds	-	-	-	-	-	-	-
(e)	Insurance Companies	-	-	-	-	-	-	-
(f)	Foreign Institutional Investors	29	120,795,328	120,795,328	14.5450	14.5450	-	-
(g)	Foreign Companies	3	53,656,405	53,656,405	6.4608	6.4608	-	-
(h)	Qualified Foreign Investors	-	-	-	-	-	-	-
(i)	Foreign Portfolio Investor (Corporate)	14	209,651,824	209,651,824	25.2442	25.2442	-	-
(l)	Any Other (specify)	-	-	-	-	-	-	-
	<b>Sub Total (B) (1)</b>	<b>61</b>	<b>440,863,853</b>	<b>440,863,853</b>	<b>53.0845</b>	<b>53.0845</b>	-	-
2	<b>Non-Institutions</b>							
(a)	Bodies Corporate	222	7,148,490	7,148,490	0.8608	0.8608	-	-
(b) (i)	Individuals - shareholders holding nominal share capital up to Rs 1 Lakh	9,744	4,760,240	4,759,975	0.5732	0.5732	-	-
(ii)	Individual shareholders holding nominal share capital in excess of Rs. 1 Lakh	12	1,559,708	1,559,708	0.1878	0.1878	-	-
(c)	Qualified Foreign Investors	-	-	-	-	-	-	-
i	Non Resident Indians (Repat)	102	11,274,311	11,274,311	1.3575	1.3575	-	-
ii	Non Resident Indians (Non Repat)	37	3,665,979	3,665,979	0.4414	0.4414	-	-
iii	Trust	-	-	-	-	-	-	-
iv	Clearing Member	132	133,589	133,589	0.0161	0.0161	-	-
v	Directors / Relatives	1	27,315	27,315	0.0033	0.0033	-	-
vi	Office Bearer	-	-	-	-	-	-	-
	<b>Sub Total (B)(2)</b>	<b>10,250</b>	<b>28,569,632</b>	<b>28,569,367</b>	<b>3.4401</b>	<b>3.4401</b>	-	-
	<b>Total Public Shareholding Public Group (B)=(B)(1)+(B)(2)</b>	<b>10,311</b>	<b>469,433,485</b>	<b>469,433,220</b>	<b>56.5246</b>	<b>56.5246</b>	NA	NA
	<b>Total (A)+(B)</b>	<b>10,315</b>	<b>830,494,500</b>	<b>830,494,235</b>	<b>100.0000</b>	<b>100.0000</b>	-	-
(C)	<b>Shares held by custodians and against which Depository Receipts have been issued</b>							
i	Promoter and Promoter group	-	-	-	-	-	-	-
ii	Public	-	-	-	-	-	-	-
	<b>Sub Total (C)</b>	-	-	-	-	-	-	-
	<b>GRAND TOTAL (A)+(B)+(C)</b>	<b>10,315</b>	<b>830,494,500</b>	<b>830,494,235</b>	<b>100.0000</b>	<b>100.0000</b>	-	-

For Hathway Cable & Datacom Limited

  
Ajay Singh

Company Secretary & Compliance Officer

**Statement showing holding of securities (including shares, warrants, convertible securities) of persons belonging to the category "Promoter and Promoter Group"**


Sr. No.	Name of the shareholder	Details of Shares held			Encumbered shares			Details of warrants			Details of convertible securities		Total shares (including underlying shares assuming full conversion of warrants and convertible securities) as a % of diluted share capital
		Number of shares held	As a % of grand total (A)+(B)+(C)	No.	As a percentage (VI)=(V)/(III)*100	As a % of grand total (A)+(B)+(C) of sub-clause (I)(a)	Number of warrants held	As a % total number of warrants of the same class	Number of convertible securities held	As a % total number of convertible securities of the same class	(X)	(XI)	
(I)	(II)	(III)	(IV)	(V)	(VI)=(V)/(III)*100	(VII)	(VIII)	(IX)	(X)	(XI)	(XII)		
1	Akshay Rajan Raheja ADNPR1084R	121,413,000	14.6194	-	-	-	-	-	-	-	14,6194		
2	Viren Rajan Raheja AEVPR7893D	119,553,000	14.3954	-	-	-	-	-	-	-	14,3954		
3	Hathway Investments Ltd AAACH1675B	81,845,015	9.8550	-	-	-	-	-	-	-	9,8550		
4	Spur Cable and Datacom Pvt Ltd	38,250,000	4.6057	-	-	-	-	-	-	-	4,6057		
	<b>TOTAL</b>	<b>361,061,015</b>	<b>43.4754</b>	<b>-</b>	<b>-</b>	<b>-</b>	<b>-</b>	<b>-</b>	<b>-</b>	<b>-</b>	<b>43.4754</b>		

For Hathway Cable & Datacom Limited

  
Ajay Singh


Company Secretary & Compliance Officer

(f)(c)(i) Statement showing holding of securities (including shares, warrants, convertible securities) of persons belonging to the category "Public" and holding more than 1% of the total number of shares											
Sr. No.	Name of the shareholder	Number of shares held	Shares as a percentage of total number of shares (i.e., Grand Total (A)+(B)+(C) indicated in Statement at para (i)(a) above)	Details of warrants		Details of convertible securities		Total shares (including underlying shares assuming full conversion of warrants and convertible securities) as a % of diluted share capital			
				Number of warrants held	As a % total number of warrants of the same class	Number of convertible securities held	% w.r.t total number of convertible securities of the same class				
1	MACQUARIE BANK LIMITED	78,232,133	9.4199	-	-	-	-	9.4199			
2	P6 MAURITIUS INDIA HOLDING LIMITED	70,717,760	8.5151	-	-	-	-	8.5151			
3	RELIANCE CAPITAL TRUSTEE CO. LTD A/C RELIANCEEQUITY OPPORTUNITIES FUND AAATR0090B	43,367,123	5.2218	-	-	-	-	5.0868			
4	SMALLCAP WORLD FUND, INC	35,250,000	4.2445	-	-	-	-	4.2445			
5	CLSA GLOBAL MARKETS PTE. LTD.	33,349,680	4.0156	-	-	-	-	4.0156			
6	INFRASTRUCTURE INDIA HOLDINGS FUND LLC	27,843,045	3.3526	-	-	-	-	3.3526			
7	P6 AISA HOLDING INVESTMENTS IV (MAURITIUS) LIMITED	19,350,000	2.3299	-	-	-	-	2.3299			
8	GOLDMAN SACHS (SINGAPORE) PTE	16,320,809	1.9652	-	-	-	-	2.0648			
9	MORGAN STANLEY ASIA (SINGAPORE) PTE.	16,297,783	1.9624	-	-	-	-	1.8780			
10	AMERICAN FUNDS INSURANCE SERIES GLOBAL SMALL CAPITALIZATION FUND	11,750,000	1.4148	-	-	-	-	1.4148			
11	SATISH B RAHEJA	11,146,880	1.3422	-	-	-	-	1.3422			
12	UTI-OPPORTUNITIES FUND AAATU1088L	10,645,749	1.2819	-	-	-	-	1.2785			
	<b>Total</b>	<b>374,270,962</b>	<b>45.0659</b>	-	-	-	-	<b>44.9427</b>			

For Hathway Cable & Datacom Limited  
  
Ajay Bimber  
Company Secretary & Compliance Officer


Statement showing holding of securities (including shares, warrants, convertible securities) of persons (together with PAC) belonging to the category "Public" and holding more than 5% of the total number of shares of the company									
Sr. No.	Name(s) of the shareholder(s) and the Persons Acting in Concert (PAC) with them	Number of shares	Shares as a percentage of total number of shares (i.e., Grand Total (A)+(B)+(C) indicated in Statement at para (I)(a) above)	Details of warrants		Details of convertible securities		Total shares (including underlying shares assuming full conversion of warrants and convertible securities) as a % of diluted share capital	
				Number of warrants	As a % total number of warrants of the same class	Number of convertible securities held	% w.r.t total number of convertible securities of the same class		
1	MACQUARIE BANK LIMITED	78,232,133	9.4199	-	-	-	-	9.4199	
2	P6 MAURITIUS INDIA HOLDING LIMITED	70,717,760	8.5151	-	-	-	-	8.5151	
3	RELIANCE CAPITAL TRUSTEE CO. LTD A/C RELIANCEEQUITY OPPORTUNITIES FUND AAATR0090B	43,367,123	5.2218	-	-	-	-	5.0868	
	<b>TOTAL</b>	<b>192,317,016</b>	<b>23.1568</b>	<b>-</b>	<b>-</b>	<b>-</b>	<b>-</b>	<b>23.0218</b>	

For Hathway Cable & Datacom Limited

  
Ajay Singh  
Company Secretary & Compliance Officer

<u>(I)(d) Statement showing details of locked-in shares</u>				
Sr. No.	Name of the shareholder	Number of Locked in Shares	Locked-in shares as a percentage of total number of shares {i.e., Grand Total (A)+(B)+(C) indicated in Statement at para (I)(a) above}	Promoter / Promoter Group/Public
1	AMERICAN FUNDS INSURANCE SERIES GLOBAL SMALL CAPITALIZATION FUND	11,750,000	1.4148	FOREIGN INST. INVESTOR
2	CLSA GLOBAL MARKETS PTE. LTD.	23,500,000	2.8296	FOREIGN INST. INVESTOR
3	HATHWAY INVESTMENTS PRIVATE LIMITED	7,025,000	0.8459	CORPORATE BODIES (PROMOTER CO)
4	SMALLCAP WORLD FUND, INC	35,250,000	4.2445	FOREIGN INST. INVESTOR
<b>TOTAL</b>		<b>77,525,000</b>	<b>9.3348</b>	

For Hathway Cable & Datacom Limited

  
Ajay Singh

Company Secretary & Compliance Officer

Statement showing details of Depository Receipts (DRs)					
(II)(a)	Sr. No.	Type of outstanding DR (ADRs, GDRs, SDRs, etc.)	Number of outstanding DRs	Number of shares underlying outstanding DRs	Shares underlying outstanding DRs as a percentage of total number of shares {i.e., Grand Total (A)+(B)+(C) indicated in Statement at para (I)(a) above}
	1	NIL	NIL	NIL	NIL
	TOTAL		NIL	NIL	NIL


For Hathway Cable & Datacom Limited

  
Ajay Singh

Company Secretary & Compliance Officer

Statement showing holding of Depository Receipts (DRs), where underlying shares held by "Promoter/ Promoter Group" are in excess of 1% of the total number of shares				
(ii) (b)				
Sr. No.	Name of the DR Holder	Type of outstanding DR (ADRs, GDRs, SDRs, etc.)	Number of shares underlying outstanding DRs	Shares underlying outstanding DRs as a percentage of total number of shares {i.e., Grand Total (A)+(B)+(C) indicated in Statement at para (I)(a) above}
1	NIL	NIL	NIL	NIL
TOTAL		NIL	NIL	NIL

For Hathwa Cable & Datacom Limited

  
Ajay Singh

Company Secretary & Compliance Officer