

Introductory sub-table (I)(a)

Name of the Company: FAG BEARING INDIA LIMITED			
Scrip Code, Name of the scrip, class of security: 505790			
Quarter ended: JUNE 2015			
Partly paid-up shares:-	No. of partly paid-up shares	As a % of total no. of partly paid-up shares	As a % of total no. of shares of the company
Held by promoter/promoter group	0	0.00	0.00
Held by public	0	0.00	0.00
Total	0	0.00	0.00
Outstanding convertible securities:-	No. of outstanding securities	As a % of total no. of outstanding convertible securities	As a % of total no. of shares of the company, assuming full conversion of the convertible securities
Held by promoter/promoter group	0	0.00	0.00
Held by public	0	0.00	0.00
Total	0	0.00	0.00
Warrants:-	No. of warrants	As a % of total no. of warrants	As a % of total no. of shares of the company, assuming full conversion of warrants
Held by promoter/promoter group	0	0.00	0.00
Held by public	0	0.00	0.00
Total	0	0.00	0.00
Total paid-up capital of the company, assuming full conversion of warrants and convertible securities	16,617,270	0.00	100.00

Y. A. Thakker



Statement Showing Shareholding Pattern

Table (I)(a)

Category code	Category of Shareholder	Number of Share holders	Total number of shares	Number of shares held in dematerialized form	Total shareholding as a percentage of total number of shares		Shares Pledged or otherwise encumbered	
					As a percentage of(A+B) ¹	As a percentage of (A+B+C)	Number of shares	As a percentage
(I)	(II)	(III)	(IV)	(V)	(VI)	(VII)	(VIII)	(IX)=(VIII)/(IV)*100
(A)	Shareholding of Promoter and Promoter							
1	Indian							
(a)	Individuals/ Hindu Undivided Family	0	0	0	0.00	0.00	0	0.00
(b)	Central Government/ State Government(s)	0	0	0	0.00	0.00	0	0.00
(c)	Bodies Corporate	0	0	0	0.00	0.00	0	0.00
(d)	Financial Institutions/ Banks	0	0	0	0.00	0.00	0	0.00
(e)	Any Others(Specify)	0	0	0	0.00	0.00	0	0.00
(e-i)		0	0	0	0.00	0.00	0	0.00
(e-ii)		0	0	0	0.00	0.00	0	0.00
	Sub Total(A)(1)	0	0	0	0.00	0.00	0	0.00
2	Foreign							
a	Individuals (Non-Residents Individuals/ Foreign Individuals)	0			0.00	0.00	0	0.00
b	Bodies Corporate	1	8,529,183	8,529,183	51.33	51.33	0	0.00
c	Institutions	0	0	0	0.00	0.00	0	0.00
d	Qualified Foreign Investor	0	0	0	0.00	0.00	0	0.00
e	Any Others(Specify)	0	0	0	0.00	0.00	0	0.00
e-i		0	0	0	0.00	0.00	0	0.00
e-ii		0	0	0	0.00	0.00	0	0.00
	Sub Total(A)(2)	1	8,529,183	8,529,183	51.33	51.33	0	0.00

Y.A. Thacker



	Total Shareholding of Promoter and Promoter Group (A)= (A)(1)+(A)(2)	1	8,529,183	8,529,183	51.33	51.33	0	0.00
(B)	Public shareholding							
B 1	Institutions							
(a)	Mutual Funds/ UTI	67	2,990,804	2,990,004	18.00	18.00	0	0.00
(b)	Financial Institutions / Banks	11	2,832	1,792	0.02	0.02	0	0.00
(c)	Central Government/ State Government(s)	0	0	0	0.00	0.00	0	0.00
(d)	Venture Capital Funds	0	0	0	0.00	0.00	0	0.00
(e)	Insurance Companies	2	174,494	174,444	1.05	1.05	0	0.00
(f)	Foreign Institutional Investors	28	695,803	695,803	4.19	4.19	0	0.00
(g)	Foreign Venture Capital Investors	0	0	0	0.00	0.00	0	0.00
(h)	Qualified Foreign Investor	0	0	0	0.00	0.00	0	0.00
(i)	Any Other (specify)							
(i-ii)	Foreign Financial Institutions	7	3,360	0	0.02	0.02	0	0.00
(i-ii)								
	Sub-Total (B)(1)	115	3,867,293	3,862,043	23.27	23.27	0	0.00
B 2	Non-institutions							
(a)	Bodies Corporate	276	1,133,081	1,128,405	6.82	6.82	0	0.00
(b)	Individuals							
I	Individuals -i. Individual shareholders holding nominal share capital up to Rs 1 lakh	8,355	1,218,544	1,015,325	7.33	7.33	0	0.00
II	ii. Individual shareholders holding nominal share capital in excess of Rs. 1 lakh.	12	244,082	244,082	1.47	1.47	0	0.00
(c)	Foreign Portfolio Investor	12	1,555,043	1,555,043	9.36	9.36	0	0.00
(d)	Any Other (specify)							
(d-i)	Clearing Member	57	4,174	4,174	0.03	0.03	0	0.00
(d-ii)	Non Resident Indian (Repatriable)	186	23,915	23,915	0.14	0.14	0	0.00
(d-iii)	Non Resident Indian (Non- Repatriable)	77	41,845	41,845	0.25	0.25	0	0.00
(d-iv)	Trust	2	110	110	0.00	0.00	0	0.00
	Sub-Total (B)(2)	8,977	4,220,794	4,012,899	25.40	25.40	0	0.00
(B)	Total Public Shareholding (B)= (B)(1)+(B)(2)	9,092	8,088,087	7,874,942	48.67	48.67	0	0.00
	TOTAL (A)+(B)	9,093	16,617,270	16,404,125	100.00	100.00	0	0.00

N.A. Jhelver



(C)	Shares held by Custodians and against which Depository Receipts have been issued							
1	Promoter and Promoter Group	-	-	-	0	0.00	-	0.00
2	Public	-	-	-	0	0.00	-	0.00
	Sub-Total (C)	-	-	-	-	-	-	-
	GRAND TOTAL (A)+(B)+(C)	9,093	16,617,270	16,404,125	100.00		0	0.00

R. A. Thakker



For FAG Bearings India Limited

R. Kumar Sarraf
 R. Kumar Sarraf
 Company Secretary
 ICSI M. No.- ACS 15528



Sr.No	Notes
1	Name, number of share and percentage of share holding entities / person holding more than 1% and 5 % of the total shares of the Company is as per annexure.
2	
3	
4	
5	
6	
7	
8	
9	

Y. A. Jhelker




(1)(b) Statement showing holding of securities (including shares, warrants, convertible securities) of persons belonging to the category "Promoter and Promoter Group"

Sr. No.	Name of the shareholder	Details of Shares held		Encumbered shares (*)			Details of warrants		Details of convertible securities		Total shares (including underlying shares assuming full conversion of warrants and convertible securities) as a % of diluted share capital
		Number of shares held	As a % of grand total (A)+(B)+(C)	No.	As a percentage	As a % of grand total (A)+(B)+(C) of sub-clause (1)(a)	Number of warrants held	As a % total number of warrant of the same class	Number of convertible securities held	As a % total number of convertible securities of the same class	
(i)	(ii)	(iii)	(iv)	(v)	(vi)=(v)/(iii)*100	(vii)	(viii)	(ix)	(x)	(xi)	(xii)
1	FAG Kugelfischer GmbH	8529183	51.33	0	0.00	0.00	0	0.00	0	0.00	0.00
2	0	0	0	0	0.00	0.00	0	0.00	0	0.00	0.00
3	0	0	0	0	0.00	0.00	0	0.00	0	0.00	0.00
4	0	0	0	0	0.00	0.00	0	0.00	0	0.00	0.00
5	0	0	0	0	0.00	0.00	0	0.00	0	0.00	0.00
6	0	0	0	0	0.00	0.00	0	0.00	0	0.00	0.00
7	0	0	0	0	0.00	0.00	0	0.00	0	0.00	0.00
8	0	0	0	0	0.00	0.00	0	0.00	0	0.00	0.00
9	0	0	0	0	0.00	0.00	0	0.00	0	0.00	0.00
10	0	0	0	0	0.00	0.00	0	0.00	0	0.00	0.00
11	0	0	0	0	0.00	0.00	0	0.00	0	0.00	0.00
12	0	0	0	0	0.00	0.00	0	0.00	0	0.00	0.00
TOTAL		8,529,183	51.33	0	0.00	0.00	0	0.00	0	0.00	0

(*) The term "encumbrance" has the same meaning as assigned to it in regulation 28(3) of the SAST Regulations, 2011


Y. A. Jhelani



(l)(c)(i) Statement showing holding of securities (including shares, warrants, convertible securities) of persons belonging to the category "Public" and holding more than 1% of the total number of shares

Sr. No.	Name of the shareholder	Number of shares held	Shares as a percentage of total number of shares {i.e., Grand Total (A)+(B)+(C) indicated in Statement at para (l)(a) above}	Details of warrants		Details of convertible securities		Total shares (including underlying shares assuming full conversion of warrants and convertible securities) as a % of diluted share capital
				Number of warrants held	As a % total number of warrants of the same class	Number of convertible securities held	% w.r.t total number of convertible securities of the same class	
1	ACACIA PARTNERS, LP	602,688	3.63	0	0.00	0	0.00	0.00
2	ACACIA INSTITUTIONAL PARTNERS, LP	517,959	3.12	0	0.00	0	0.00	0.00
3	HDFC TRUSTEE COMPANY LTD - A/C HDFC MID - CAPOPPORTUNITIES FUND	507,507	3.05	0	0.00	0	0.00	0.00
4	IDFC PREMIER EQUITY FUND	500,553	3.01	0	0.00	0	0.00	0.00
5	SUNDARAM MUTUAL FUND A/C SUNDARAM SELECT MIDCAP	494,200	2.97	0	0.00	0	0.00	0.00
6	FRANKLIN TEMPLETON MUTUAL FUND A/C FRANKLIN INDIA PRIMA FUND	481,138	2.90	0	0.00	0	0.00	0.00
7	SHREE CAPITAL SERVICES LIMITED	276,337	1.66	0	0.00	0	0.00	0.00
8	ICI Pru PRUDENTIAL LIFE INSURANCE COMPANY LTD	264,536	1.59	0	0.00	0	0.00	0.00
9	HDFC STANDARD LIFE INSURANCE COMPANY LIMITED	247,747	1.49	0	0.00	0	0.00	0.00
10	SBI MAGNUM GLOBAL FUND	236,172	1.42	0	0.00	0	0.00	0.00
11	BIRLA SUN LIFE TRUSTEE COMPANY PRIVATE LIMITED AC BIRLA SUN LIFE 95 FUND	205,500	1.24	0	0.00	0	0.00	0.00
12	ACACIA BANYAN PARTNERS	190,276	1.15	0	0.00	0	0.00	0.00
13	ACACIA CONSERVATION FUND LP	181,106	1.09	0	0.00	0	0.00	0.00
14	THE NEW INDIA ASSURANCE COMPANY LIMITED	174,444	1.05	0	0.00	0	0.00	0.00
TOTAL		4,880,213	29.37	0	0.00	0	0.00	0.00


V.A. Thekery



(I)(c)(ii) Statement showing holding of securities (including shares, warrants, convertible securities) of persons (together with PAC) belonging to the category "Public" and holding more than 5% of the total number of shares of the company

Sr. No.	Name(s) of the shareholder(s) and the Persons Acting in Concert (PAC) with them	Number of shares	Shares as a percentage of total number of shares [i.e., Grand Total (A)+(B)+(C) indicated in Statement at para (I)(a) above]	Details of warrants		Details of convertible securities		Total shares (including underlying shares assuming full conversion of warrants and convertible securities) as a % of diluted share capital
				Number of warrants	As a % total number of warrants of the same class	Number of convertible securities held	% w.r.t total number of convertible securities of the same class	
1	0	0	0.00	0	0.00	0	0.00	0.00
2	0	0	0.00	0	0.00	0	0.00	0.00
3	0	0	0.00	0	0.00	0	0.00	0.00
4	0	0	0.00	0	0.00	0	0.00	0.00
5	0	0	0.00	0	0.00	0	0.00	0.00
6	0	0	0.00	0	0.00	0	0.00	0.00
7	0	0	0.00	0	0.00	0	0.00	0.00
8	0	0	0.00	0	0.00	0	0.00	0.00
9	0	0	0.00	0	0.00	0	0.00	0.00
10	0	0	0.00	0	0.00	0	0.00	0.00
TOTAL		0	0.00	0	0.00	0	0.00	0.00

N. A. J. J. J. J.



(I)(d) Statement showing details of locked-in shares

Sr. No.	Name of the shareholder	Number of locked-in shares	Locked-in shares as a percentage of total number of shares [i.e., Grand Total (A)+(B)+(C) indicated in Statement at para (I)(a) above]
1		0	0.00
2		0	0.00
3		0	0.00
4		0	0.00
5		0	0.00
6		0	0.00
7		0	0.00
8		0	0.00
9		0	0.00
TOTAL		0	0.00


Y.A. Thekery



(II)(a) Statement showing details of Depository Receipts (DRs)

Sr. No.	Type of outstanding DR (ADRs, GDRs, SDRs, etc.)	Number of outstanding DRs	Number of shares underlying outstanding DRs	Shares underlying outstanding DRs as a percentage of total number of shares {i.e., Grand Total (A)+(B)+(C) indicated in Statement at para (I)(a) above}
1		0	0	0.00
2		0	0	0.00
3		0	0	0.00
4		0	0	0.00
5		0	0	0.00
6		0	0	0.00
7		0	0	0.00
8		0	0	0.00
9		0	0	0.00
TOTAL		0	0	0.00

V. A. Thakery



(II)(b) Statement showing holding of Depository Receipts (DRs), where underlying shares held by "promoter/promoter group" are in excess of 1% of the total number of shares

Sr. No.	Name of the DR Holder	Type of outstanding DR (ADRs, GDRs, SDRs, etc.)	Number of shares underlying outstanding DRs	Shares underlying outstanding DRs as a percentage of total number of shares {i.e., Grand Total (A)+(B)+(C) indicated in Statement at para (I)(a) above}
1		0	0	0.00
2		0	0	0.00
3		0	0	0.00
4		0	0	0.00
5		0	0	0.00
6		0	0	0.00
7		0	0	0.00
8		0	0	0.00
9		0	0	0.00
TOTAL		0	0	0.00

V. A. Thekkers

