


Disclosure of shareholding pattern

Name of the Company : PERMANENT MAGNETS LTD				
Scrip Code, Name of the scrip, class of security : 504132, PERMANENT MAGNETS LTD., Equity shares				
Quarter ended : 30-6-2015				
Disclosure of notes on shareholding pattern				Notes
Partly paid-up shares				
ID	Description partly paid-up shares	Number of partly paid-up shares	As a percentage of total number of partly paid-up shares	As a percentage of total number of shares of the company
Shares held by promoter or promoter group				
Total Shares held by promoter or promoter group				
Shares held by public				
Total Shares held by public				
Total				
Outstanding convertible securities				
ID	Description of outstanding convertible securities	Number of outstanding securities	As a percentage of total number of outstanding convertible securities	As a percentage of total number of shares of the company, assuming full conversion of the convertible securities
Shares held by promoter or promoter group				
Total shares held by promoter or promoter group				
Shares held by public				
Total Shares held by public				
Total				
Warrants				
ID	Description of warrants	Number of warrants	As a percentage of total number of warrants	As a percentage of total number of shares of the company, assuming full conversion of warrants
Shares held by promoter or promoter group				
Total Shares held by promoter or promoter group				
Shares held by public				
Total Shares held by public				
Total				
Total paid-up capital of the company assuming full conversion of warrants and convertible securities		8598453		




Disclosure of fully paid-up shares

Name of the Company : PERMANENT MAGNETS LTD								
Scrip Code, Name of the scrip, class of security : 504132, PERMANENT MAGNETS LTD., Equity shares								
Quarter ended : 30-6-2015								
Disclosure of notes on fully paid-up shares								Notes
Category code					Total Shareholding as a percentage of total number of shares		Shares pledged or otherwise encumbered	
		Number of shareholders	Total number of shares	Number of shares held in dematerialised form	As a percentage of (A+B)	As a percentage of (A+B+C)	Number of shares	As a percentage
(I)	(II)	(III)	(IV)	(V)	(VI)	(VII)	(VIII)	(IX)= (VIII)/(IV) *100
(A) Shareholding of Promoter and Promoter Group								
(1) Indian								
(a)	Individuals or Hindu undivided family	21	3305013	3305013	38.44	38.44		
(b)	Central government or State government(s)							
(c)	Bodies corporate	4	1206179	1206179	14.03	14.03		
(d)	Financial institutions or banks	1	31290	0	0.36	0.36	31290	100
(e)	Any other (specify)	Description of Shareholder						
1	Indian shareholders	Other	6	1631930	1631930	18.98	18.98	
Total Others			6	1631930	1631930	18.98	18.98	
Sub Total (A) (1)			32	6174412	6143122	71.81	71.81	31290 0.51
(2) Foreign								
(a)	Non-resident individuals or foreign individuals							
(b)	Bodies corporate							
(c)	Institutions							
(d)	Qualified foreign investor							
(e)	Any other (specify)	Description of Shareholder						
Total Others								
Sub-Total (A) (2)								
Total Shareholding of Promoter and Promoter Group (A) = (A)(1) + (A)(2)			32	6174412	6143122	71.81	71.81	31290 0.51
(B) Public Shareholding								
(1) Institutions								
(a)	Mutual funds or UTI							



(b)	Financial institutions or banks		6	690	70	0.01	0.01		
(c)	Central government or State government(s)								
(d)	Venture capital funds								
(e)	Insurance companies								
(f)	Foreign institutional investors								
(g)	Foreign venture capital investors								
(h)	Qualified foreign investor								
(k)	Any other (specify)	Description of Shareholder							
Total Others									
Sub Total (B) (1)			6	690	70	0.01	0.01		
(2)	Non-Institutions								
(a)	Bodies corporate		53	86977	79437	1.01	1.01		
(b)	Individuals								
i	Individual shareholders holding nominal share capital up to Rs one lakh		5120	1461917	923947	17	17		
ii	Individual shareholders holding nominal share capital in excess of Rs one lakh		15	771562	771562	8.97	8.97		
(c)	Qualified foreign investor								
(d)	Any other (specify)	Description of Shareholder							
1	Non-Institutions Shareholders 1	NRI	11	34445	2285	0.4	0.4		
2	Non-Institutions Shareholders 2	Overseas corporate bodies	2	66600	0	0.77	0.77		
3	Non-Institutions Shareholders 3	Trusts	4	1850	1850	0.02	0.02		
Total Others			17	102895	4135	1.2	1.2		
Sub-total (B) (2)			5205	2423351	1779081	28.18	28.18		
Total Public Shareholding (B) = (B)(1)+(B)(2)			5211	2424041	1779151	28.19	28.19		
TOTAL (A)+(B)			5243	8598453	7922273	100	100	31290	0.36
(C)	Shares held by custodians and against which depository receipts have been issued								
(1)	Promoter and promoter group								
(2)	Public								
Total Shares held by Custodians (C)									
GRAND TOTAL (A)+(B)+(C)			5243	8598453	7922273		100	31290	0.36






Handwritten signature or initials.

(I) (b) Statement showing holding of securities (including shares,warrants,convertible securities) of persons belonging to the category Promoter and Promoter Group

Name of the Company : PERMANENT MAGNETS LTD											
Scrip Code, Name of the scrip, class of security : 504132, PERMANENT MAGNETS LTD., Equity shares											
Quarter ended : 30-6-2015											
Disclosure of notes on securities belonging to the category "Promoter and Promoter Group"											Notes
Sr. No.	Name of the shareholder	Details of Shares held		Encumbered Share			Details of warrants		Details of convertible securities		Total shares (including underlying shares assuming full conversion of warrants and convertible securities) as a percentage of diluted share capital
		Number of the shares held	As a percentage of grand total (A) + (B) + (C)	Encumbered - number of shares	As a percentage	As a percentage of grand total (A) + (B) + (C) of clause (I)(a)	Number of warrants held	Warrants held as a percentage of total numbers of warrants of the same class	Number of convertible securities held	Convertible securities as percentage of total numbers of convertible securities of same class	
(I)	(II)	(III)	(IV)	(V)	$(VI) = \frac{(V)}{(III)} * 100$	(I)(a) (VII)	(VIII)	(IX)	(X)	(XI)	(XII)
1	ANIL KUMAR TAPARIA	36720	0.43								0.43
2	ANIL KUMAR TAPARIA	118430	1.38								1.38
3	ANUPKUMAR TAPARIA	153110	1.78								1.78
4	ANUPKUMAR TAPARIA	185040	2.15								2.15
5	BANK OF RAJASTHAN LIMITED	31290	0.36	31290	100	0.36					0.36
6	DIVYA TAPARIA	3590	0.04								0.04
7	JAIPRAKASH TAPARIA	496119	5.77								5.77
8	JAIPRAKASH TAPARIA	202770	2.36								2.36
9	KAMLADEVI TAPARIA	695295	8.09								8.09
10	MANMOHAN TAPARIA	50000	0.58								0.58
11	MEGH EXIM PVT LTD	88077	1.02								1.02
12	MUKUL TAPARIA	601044	6.99								6.99
13	NYMPH PROPERTIES PRIVATE LIMITED	160000	1.86								1.86
14	POORNIMADEVI RAMESHCHANDRA TAPARIA	120654	1.4								1.4
15	PREGNA INTERNATIONAL	782802	9.1								9.1



	LIMITED									
16	RAMESHCHANDRA MADANLAL TAPARIA	468890	5.45							5.45
17	RAMESHCHANDRA TAPARIA	71925	0.84							0.84
18	RASHI TAPARIA	1000	0.01							0.01
19	RISHI TAPARIA	41000	0.48							0.48
20	RITU TAPARIA	1520	0.02							0.02
21	RUKMANIDEVI TAPARIA	40110	0.47							0.47
22	SEEMADEVI TAPARIA	126100	1.47							1.47
23	SHARAD KUMAR TAPARIA	7370	0.09							0.09
24	SHARADKUMAR TAPARIA	515487	6							6
25	SHRINIWAS COMPANY PVT. LTD.	175300	2.04							2.04
26	SHYAMSUNDER TAPARIA	648989	7.55							7.55
27	SHYAMSUNDER TAPARIA	19400	0.23							0.23
28	SUNAINA S TAPARIA	1500	0.02							0.02
29	SUNILKUMAR TAPARIA	97890	1.14							1.14
30	SUNILKUMAR TAPARIA	5450	0.06							0.06
31	SUNITADEVI TAPARIA	217130	2.53							2.53
32	YAMINI TAPARIA	10410	0.12							0.12
Total		6174412	71.81	31290	0.51	0.36				71.81



(I) (c) (i) Statement showing holding of securities (including shares, warrants, convertible securities) of persons belonging to the category Public and holding more than 1% of the total number of shares

Name of the Company : PERMANENT MAGNETS LTD								
Scrip Code, Name of the scrip, class of security : 504132, PERMANENT MAGNETS LTD., Equity shares								
Quarter ended : 30-6-2015								
Disclosure of notes on holding of securities of persons belonging to the category "Public" and holding more than one percentage of the total number of shares								Notes
Sr. No.	Name of the shareholder	Number of the shares held	Shares as percentage of total number of shares (i.e, Grand Total (A) + (B) + (C) indicated in statement at para (I) (a) above)	Number of warrants held	Warrants held as a percentage of total numbers of warrants of the same class	Number of convertible securities held	Convertible securities as percentage of total numbers of convertible securities of same class	Total shares (including underlying shares assuming full conversion of warrants and convertible securities) as a percentage of diluted share capital
(I)	(II)	(III)	(IV)	(V)	(VI)	(I)(a) (VII)	(VIII)	(IX)
1	DIPAK KANAYALAL SHAH	154000	1.79					1.79
2	HARSHA HITESH JAVERI	150000	1.74					1.74
3	HITESH RAMJI JAVERI	275000	3.2					3.2
Total		579000	6.73					6.73

