




NAME OF THE COMPANY : ESTER INDUSTRIES LIMITED			
SCRIP CODE: BSE-500136, NSE ESTER		CLASS OF SECURITY: EQUITY	
QUARTER ENDED: 30/06/2015			
Partly paid-up shares:-	No. of partly paid-up shares	As a % of total no of partly paid-up shares	As a % of total no of shares of the Company
Held by promoter/promoter group	NA	NA	NA
Held by public	NA	NA	NA
Total	NA	NA	NA
Outstanding convertible securities:-	No. of outstanding securities	As a % of total no of outstanding convertible securities	As a % of total no of shares of the Company, assuming full conversion of the convertible securities
Held by promoter/promoter group	NA	NA	NA
Held by public	NA	NA	NA
Total	NA	NA	NA
Warrants:-	No. of warrants	As a % of total no of warrants	As a % of total no of shares of the Company, assuming full conversion of warrants
Held by promoter/promoter group	0		
Held by public	0	0	0.0000
Total	0	0	0.0000
Total paid up capital of the company assuming full conversion of warrants and convertible securities	83393759		



(I)(A) STATEMENT SHOWING SHAREHOLDING PATTERN								
ESTER INDUSTRIES LIMITED TABLE (1)(A)								
SCRIP CODE: BSE-500136,NSE ESTER			QUARTER ENDED: 30/06/2015					
Category code	Category of Shareholder	Number of Shareholders	Total number of shares	Number of shares held in dematerialized form	Total shareholding as a percentage of total number of shares		Shares Pledged or otherwise encumbered	
					As percentage of (A+B)	As percentage of (A+B+C)	Number of shares	As a percentage
I	II	III	IV	V	VI	VII	VIII	IX=(VIII)/(IV)*100
(A) SHAREHOLDING OF PROMOTER AND PROMOTER GROUP								
(1) Indian								
(a)	Individuals (HUF)	4	303191	303191	0.364	0.364	0	0
(b)	Central Gov/State gov	0	0	0	0	0	0	0
(c)	Bodies Corporate	0	0	0	0	0	0	0
(d)	Financial Inst. Banks	0	0	0	0	0	0	0
(e)	Any Other (Specify)	0	0	0	0	0	0	0
	Sub Total (A)(1)	4	303191	303191	0.364	0.364	0	0
(2) Foreign								
(a)	Individuals (NRI Individuals/Foreign Individuals)	0	0	0	0	0	0	0
(b)	Bodies Corporate	1	44915012	44915012	53.859	53.859	0	0
(c)	Institutions	0	0	0	0	0	0	0
(d)	Qualified Foreign Investor	0	0	0	0	0	0	0
(e)	Any Other (specify)	0	0	0	0	0	0	0
	Sub Total (A)(2)	1	44915012	44915012	53.859	53.859	0	0
	TOTAL SHAREHOLDING OF PROMOTER AND PROMOTER GROUP (A)=(A)(1)+(A)(2)	5	45218203	45218203	54.223	54.223	0	0
(B) PUBLIC SHAREHOLDING								
(1) Institutions								
(a)	Mutual Funds/UTI	5	27500	0	0.033	0.033	N.A.	N.A.
(b)	Financial Inst/Banks	6	12400	1000	0.015	0.015	N.A.	N.A.
(c)	Central Government(s) state Government(s)	0	0	0	0	0	N.A.	N.A.
(d)	Venture Capital Funds	0	0	0	0	0	N.A.	N.A.
(e)	Insurance Companies	1	300	0	0	0	N.A.	N.A.
(f)	Foreign Institutional Investors	3	21300	0	0.026	0.026	N.A.	N.A.
(g)	Foreign Venture Capital Investors	0	0	0	0	0	N.A.	N.A.




(h) Qualified Foreign Investor	0	0	0	0	0	N.A.	N.A.
(i) Any Other (specify)	0	0	0	0	0	N.A.	N.A.
Sub Total (B)(1)	15	61500	1000	0.074	0.074	N.A.	N.A.
(2) Non-Institutions							
(a) Bodies Corporate	301	1854736	1825836	2.224	2.224	N.A.	N.A.
(b) Individuals- i. Individual shareholders holding nominal share capital up to Rs. 1 lac	22579	10695488	8851978	12.825	12.825	N.A.	N.A.
(b) Individuals- ii. Individual shareholders holding nominal share capital in excess of Rs. 1 lac.	58	3118529	3118529	3.74	3.74	N.A.	N.A.
	0	0	0	0	0	N.A.	N.A.
(c) Qualified Foreign Investor							
(d) Any other (specify) Non-resident indian	119	331498	313698	0.398	0.398	N.A.	N.A.
(d-i) Any other (specify) Clearing Member	66	1353805	1353805	1.623	1.623	N.A.	N.A.
(d-ii) Any other (specify) Trust	1	10000	10000	0.012	0.012	N.A.	N.A.
(d-iii) Any other (specify) foreign bodies corporates	1	20750000	20750000	24.882	24.882	N.A.	N.A.
Sub Total (B)(2)	23125	38114056	36223846	45.704	45.704	N.A.	N.A.
TOTAL PUBLIC SHAREHOLDING (B)=(B)(1)+(B)(2)	23140	38175556	36224846	45.778	45.778	N.A.	N.A.
TOTAL (A)+(B)	23145	83393759	81443049	100.00	100.00	0	0
(C) SHARES HELD BY CUSTODIANS AND AGAINST WHICH DEP. RECEIPTS HAVE BEEN ISSUED							
(1) Promoter and Promoter Group	0	0	0	NA	0	NA	NA
(2) Public	0	0	0	NA	0	NA	NA
Sub Total (C)(1)	0	0	0	NA	0	N.A.	N.A.
Grand Total (A) + (B) + (C)	23145	83393759	81443049	100.00	100.00	0	0




ESTER INDUSTRIES LIMITED											
(1)(b) STATEMENT SHOWING HOLDING OF SECURITIES (INCLUDING SHARES, WARRANTS, CONVERTIBLE SECURITIES) OF PERSONS BELONGING TO THE											
CATEGORY "PROMOTER AND PROMOTER GROUP"											
AS ON 30/06/2015											
Sr. No.	NAME OF THE SHAREHOLDER	Details of Shares held		Encumbered shares (*)			DETAILS OF WARRANTS		DETAILS OF CONVERTIBLE SECURITIES		TOTAL SHARES (INCLUDING UNDERLYING SHARES ASSUMING FULL CONVERSION OF WARRANTS AND CONVERTIBLE SECURITIES) AS A % OF DILUTED SHARE CAPITAL
		Number of shares held	AS A % OF GRAND TOTAL (A+B+C)	NUMBER	AS A %	AS A % OF GRAND TOTAL (A+B+C) OF SUB-CLAUSE (I)(a)	NUMBER OF WARRANTS HELD	AS A % OF TOTAL NUMBER OF WARRANTS OF THE SAME CLASS	NUMBER OF CONVERTIBLE SECURITIES HELD	AS A % OF TOTAL NUMBER OF CONVERTIBLE SECURITIES OF THE SAME CLASS	
(I)	(II)	(III)	(IV)	(V)	(VI)=V/III*	(VII)	(VIII)	(IX)	(X)	(XI)	(XII)
1	ARVIND SINGHANIA	150	0.000	0	0	0					0.000
2	UMA DEVI SINGHANIA	150	0.000	0	0	0					0.000
3	AYUSH VARDHAN SINGHANIA	178033	0.213	0	0	0					0.213
4	JAI VARDHAN SINGHANIA	124858	0.150	0	0	0					0.150
5	WILEMINA FINANCE CORPORATION	44915012	53.859	0	0	0					53.859
TOTAL		45218203	54.222	0	0	0					54.222


(*) The term 'encumbrance' has the same meaning as assigned to it in regulation 28(3) of the SAST Regulations, 2011




ESTER INDUSTRIES LIMITED							
(1)(i) STATEMENT SHOWING HOLDING OF SECURITIES (INCLUDING SHARES, WARRANTS, CONVERTIBLE SECURITIES) OF PERSONS BELONGING TO THE							
CATEGORY "PUBLIC" AND HOLDING MORE THAN 1% OF THE TOTAL NUMBER OF SHARES AS ON 30/06/2015							
Sr. No.	NAME OF THE SHAREHOLDER	NAME OF THE SHAREHOLDER	SHARES AS A % OF TOTAL NUMBER OF SHARES (i.e. GRAND TOTAL (A)+(B)+(C) INDICATED IN STATEMENT AT PARA (I)(a) ABOVE)	DETAILS OF WARRANTS	DETAILS OF CONVERTIBLE SECURITIES	% w.r.t. TOTAL NUMBER OF CONVERTIBLE SECURITIES OF THE SAME CLASS	TOTAL SHARES (INCLUDING UNDERLYING SHARES ASSUMING FULL CONVERSION OF WARRANTS AND CONVERTIBLE SECURITIES AS A % OF DILUTED SHARE CAPITAL)
1	VETTEL INTERNATIONAL LTD	20750000	24.882				20750000
TOTAL		20750000	24.882				20750000




ESTER INDUSTRIES LIMITED							
(1) (ii) STATEMENT SHOWING HOLDING OF SECURITIES (INCLUDING SHARES, WARRANTS, CONVERTIBLE SECURITIES) OF PERSONS (TOGETHER WITH PAC) BELONGING TO THE CATEGORY "PUBLIC" AND HOLDING MORE THAN 5% OF THE TOTAL NUMBER OF SHARES OF THE COMPANY AS ON 30/06/2015							
Sr. No.	NAME OF THE SHAREHOLDER	Number of Shares	SHARES AS A % OF TOTAL NUMBER OF SHARES (i.e. GRAND TOTAL (A)+(B)+(C) INDICATED IN STATEMENT AT PARA (1)(a) ABOVE}	DETAILS OF WARRANTS	DETAILS OF CONVERTIBLE SECURITIES	% w.r.t TOTAL NUMBER OF CONVERTIBLE SECURITIES OF THE SAME CLASS	TOTAL SHARES (INCLUDING UNDERLYING SHARES ASSUMING FULL CONVERSION OF WARRANTS AND CONVERTIBLE SECURITIES AS A % OF DILUTED SHARE CAPITAL
1	VETTEL INTERNATIONAL LTD	20750000	24.882				20750000
	TOTAL	20750000	24.882				20750000



ESTER INDUSTRIES LIMITED			
(1)(d) STATEMENT SHOWING DETAILS OF LOCKED-IN SHARES 30/06/2015			
Sr. No.	NAME OF THE SHAREHOLDER	Number of Locked-in Shares	Locked-in shares as a percentage of total number of shares {i.e; Grand Total (A)+(B)+(C) indicated in Statement at para (l)(a) above}
1	VETTEL INTERNATIONAL LTD	20750000	24.882
TOTAL		20750000	24.882



ESTER INDUSTRIES LIMITED				
(II)(A) STATEMENT SHOWING DETAILS OF DEPOSITORY RECEIPTS (DRs) (AS ON 30/06/2015)				
Sr. No.	Type of outstanding DR (ADRs, GDRs, SDRs, etc.)	Number of outstanding DRs	Number of shares underlying outstanding DRs	Shares underlying outstanding DRs as a percentage of total number of shares (i.e., Grand Total (A)+(B)+(C) indicated in Statement at para (I)(a) above}
1	ADR	0	0	0
2	GDR	0	0	0
TOTAL		0	0	0



ESTER INDUSTRIES LIMITED (AS ON 30/06/2015)				
(II)(B) STATEMENT SHOWING DETAILS OF DEPOSITORY RECEIPTS (DRs) WHERE UNDERLYING SHARES HELD BY "PROMOTER/PROMOTER GROUP" ARE IN EXCESS OF 1% OF THE TOTAL NUMBER OF SHARES				
Sr. No.	NAME OF THE DR HOLDER	TYPE OF OUTSTANDING DRs (ADRs, GDRs, SDRs etc)	Number of shares underlying outstanding DRs	Shares underlying outstanding DRs as a percentage of total number of shares (i.e., Grand Total (A)+(B)+(C) indicated in Statement at para (I)(a) above)
1	ADR		0	0
2	GDR		0	0
TOTAL			0	0

