

M.K. DANDEKER & CO.

Chartered Accountants,

Phone : +91-44-25222100
Fax : +91-44-25220721
E-Mail : dandeker@vsnl.com
dandeker@eth.net

No.244 (Old No.138),
Angappa Naicken Street,
2nd Floor, Chennai - 600 001
Branches: BANGLORE
HYDERABAD
MUMBAI

Report on Review of Interim Financial Information

The Board of Directors,
Shemaroo Entertainment Limited
Mumbai

Introduction:

We have reviewed the accompanying statement of un-audited Standalone financial results of **Shemaroo Entertainment Limited** for the quarter ended June 30, 2015 except for the disclosures regarding 'Public Shareholding' and 'Promoter and Promoter Group Shareholding' which have been traced from disclosures made by the management and have not been audited by us. Management is responsible for the preparation and fair presentation of this interim financial information in accordance with applicable Accounting Standards and other recognised accounting practices and policies. The interim financial information has been approved by the board of directors/committee of board of directors. Our responsibility is to express a conclusion on this interim financial information based on our review.

Scope of Review:

We conducted our review in accordance with Standard on Review Engagements (SRE) 2410, "Review of Interim Financial Information Performed by the Independent Auditor of the Entity." A review of interim financial information consists of making inquiries, primarily of persons responsible for financial and accounting matters, and applying analytical and other review procedures. A review is substantially less in scope than an audit conducted in accordance with Standards on Auditing and consequently does not enable us to obtain assurance that we would become aware of all significant matters that might be identified in an audit. Accordingly, we do not express an audit opinion.

Conclusion:

Based on our review conducted as above, nothing has come to our attention that causes us to believe that the accompanying statement of unaudited Standalone financial results for the quarter April 1, 2015 to June 30, 2015 prepared in accordance with accounting standards notified under section 133 of the Companies Act 2013 and other recognized accounting practices and policies has not disclosed the information required to be disclosed including the manner in which it is to be disclosed, or that it contains any material misstatement.



Date: July 30, 2015

Place: Mumbai

for M.K.DANDEKER & CO.,
Chartered Accountants
(ICAI Reg No 0006795)

K.J. DANDEKER

Partner

Membership No 018533


SHEMAROO ENTERTAINMENT LIMITED
UNAUDITED STANDALONE FINANCIAL RESULTS
FOR THE QUARTER ENDED 30 JUNE 2015

(₹ In Lacs)

Particulars	Quarter ended			Year ended 31
	30-Jun	31-Mar	30-Jun	March
	2015	2015	2014	2015
	Unaudited	Audited	Unaudited	Audited
PART I				
1 Income from operations				
Net Sales / Income from operations (net of excise duty)	7,763	8,672	6,449	32,345
Total income from operations (net)	7,763	8,672	6,449	32,345
2 Expenses:				
a. Cost of materials consumed	9,265	8,988	573	29,272
b. Changes in inventories of finished goods and work in progress	(4,709)	(3,918)	3,225	(8,987)
c. Employee benefits expense	444	445	397	1,792
d. Depreciation and amortisation expense	89	87	83	367
e. Other expenses	340	496	291	1,503
Total expenses	5,430	6,097	4,569	23,947
3 Profit from operations before other income, finance costs and exceptional items (1-2)	2,333	2,575	1,880	8,398
4 Other income	53	45	31	126
5 Profit from ordinary activities before finance costs and exceptional items (3+4)	2,386	2,620	1,911	8,523
6 Finance costs	530	524	630	2,121
7 Profit after finance cost but before exceptional items (5-6)	1,857	2,096	1,282	6,403
8 Exceptional items	-	-	-	-
9 Profit before Tax for the year (7+8)	1,857	2,096	1,282	6,403
10 Tax expense (current tax, deferred tax, mat credit entitlement, excess provisions etc.)	655	810	340	2,222
11 Net Profit after tax for the year (9-10)	1,202	1,286	942	4,181
12 Paid-up equity share capital (Face Value ₹ 10/- each)	2,718	2,718	1,985	2,718
13 Reserves excluding Revaluation Reserves as per balance sheet of previous accounting year				29,396
14 Earnings Per Share (EPS)				
Basic and Diluted Earnings Per Share (not annualised)	4.42	5.38	4.74	17.73
PART II				
A PARTICULARS OF SHARE HOLDINGS				
1 Public shareholding				
- Number of Shares (Lacs)	92.90	92.90	19.57	92.90
- Percentage of Shareholding	34.18%	34.18%	9.86%	34.18%
2 Promoters and Promoters Group Shareholding	178.92	178.92	178.92	178.92
a. Pledged / Encumbered (Lacs)	-	-	-	-
- Number of Shares (Lacs)	-	-	-	-
- Percentage of shares (as a % of the total shareholding of Promoter and Promoter Group)	-	-	-	-
- Percentage of shares (as a % of the total Share Capital of the Company)	-	-	-	-
b. Non-encumbered				
- Number of Shares (Lacs)	178.92	178.92	178.92	178.92
- Percentage of shares (as a % of the total shareholding of Promoter and Promoter Group)	100.00%	100.00%	100.00%	100.00%
- Percentage of shares (as a % of the total Share Capital of the Company)	65.82%	65.82%	90.14%	65.82%
B INVESTOR COMPLAINTS				
Pending at the beginning of the quarter				NIL
Received during the quarter				48
Disposed of during the quarter				48
Remaining unresolved at the quarter				NIL

Notes:

- The above unaudited standalone financial results, as reviewed by the Audit Committee of the Board, were approved and taken on record by the Board of Directors at their meeting held on 30th July, 2015. Limited Review, as required under Clause 41 of Listing Agreement, has been carried out by the Statutory Auditors.
- The above financial results are in accordance with the accounting policies followed by the Company in preparation of its statutory accounts.
- There are no separate reportable segments as per Accounting Standards (AS-17) - Segment Reporting.



SHEMAROO ENTERTAINMENT LIMITED
UNAUDITED STANDALONE FINANCIAL RESULTS
FOR THE QUARTER ENDED 30 JUNE 2015

(₹ in Lacs)

- 4 There are no qualifications raised by the Auditors in the Limited Review Report
- 5 EPS for quarter and year ended 31st March, 2015 is taken on weighted average number of equity shares. The weighted average number of equity shares is calculated after considering allotment of equity shares on 27th September, 2014 on account of IPO.
- 6 Previous year figures are rearranged or regrouped wherever necessary to conform to current year's presentation
- 7 Utilisation of funds raised through Initial Public Offering (IPO) of equity shares to Fund working capital requirements is as follows:

Particulars	Amount
Net Issue Proceeds (Net off Issue Expenses)	12,000.00
Less : Issue Expenses paid up to 30.06.2015	1,139.35
Net proceeds from IPO	10,860.65
Amount utilised (to fund working capital requirements)	9,611.78
Funds to be Utilised (remain Invested in mutual funds, current account and cash credit account)	1,248.87

Place: Mumbai
 Date: 30th July, 2015



For and on behalf of Board of Directors of
 For Shemaroo Entertainment Limited



H. Gada
 Hiren Gada
 Whole Time Director & CFO
 DIN : 01108194

M.K. DANDEKER & CO.

Chartered Accountants,

Phone : +91-44-25222100
Fax : +91-44-25220721
E-Mail : dandeker@vsnl.com
dandeker@eth.net

No.244 (Old No.138),
Angappa Naicken Street,
2nd Floor, Chennai - 600 001
Branches: BANGALORE
HYDERABAD
MUMBAI

Report on Review of Interim Financial Information

The Board of Directors,
Shemaroo Entertainment Limited
Mumbai

Introduction:


We have reviewed the accompanying statement of un-audited Consolidated financial results of **Shemaroo Entertainment Limited** for the quarter ended June 30, 2015 except for the disclosures regarding 'Public Shareholding' and 'Promoter and Promoter Group Shareholding' which have been traced from disclosures made by the management and have not been audited by us. Management is responsible for the preparation and fair presentation of this interim financial information in accordance with applicable Accounting Standards and other recognised accounting practices and policies. The interim financial information has been approved by the board of directors/committee of board of directors. Our responsibility is to express a conclusion on this interim financial information based on our review.

Scope of Review:

We conducted our review in accordance with Standard on Review Engagements (SRE) 2410, "Review of Interim Financial Information Performed by the Independent Auditor of the Entity." A review of interim financial information consists of making inquiries, primarily of persons responsible for financial and accounting matters, and applying analytical and other review procedures. A review is substantially less in scope than an audit conducted in accordance with Standards on Auditing and consequently does not enable us to obtain assurance that we would become aware of all significant matters that might be identified in an audit. Accordingly, we do not express an audit opinion.

Conclusion:

Based on our review conducted as above, nothing has come to our attention that causes us to believe that the accompanying statement of unaudited Consolidated financial results for the quarter April 1, 2015 to June 30, 2015 prepared in accordance with accounting standards notified under section 133 of the Companies Act 2013 and other recognized accounting practices and policies has not disclosed the information required to be disclosed including the manner in which it is to be disclosed, or that it contains any material misstatement.



Date: July 30, 2015

Place: Mumbai

for M.K.DANDEKER & CO.,
Chartered Accountants
(ICAI Reg No 000679S)

A handwritten signature in blue ink, appearing to read "K.J. DANDEKER".

K.J. DANDEKER

Partner

Membership No 018533


SHEMAROO ENTERTAINMENT LIMITED
CIN : L67190MH2005PLC158288
UNAUDITED CONSOLIDATED FINANCIAL RESULTS
FOR THE QUARTER ENDED 30 JUNE 2015

(₹ in Lacs)

Particulars	Quarter ended			Year ended
	30-Jun	31-Mar	30-Jun	31 March
	2015	2015	2014	2015
	Unaudited	Audited	Unaudited	Audited
PART I				
1 Income from operations				
Net Sales / Income from operations (net of excise duty)	7,763	8,682	6,449	32,345
Total income from operations (net)	7,763	8,682	6,449	32,345
2 Expenses:				
a. Cost of materials consumed	9,285	8,986	573	29,108
b. Changes in inventories of finished goods and work in progress	(4,709)	(3,918)	3,225	(8,823)
c. Employee benefits expense	458	460	411	1,850
d. Depreciation and amortisation expense	89	87	83	368
e. Other expenses	347	502	297	1,521
Total expenses	5,450	6,117	4,589	24,023
3 Profit from operations before other income, finance costs and exceptional items (1-2)	2,313	2,565	1,860	8,322
4 Other income	48	45	32	126
5 Profit from ordinary activities before finance costs and exceptional items (3+4)	2,359	2,610	1,892	8,449
6 Finance costs	530	524	630	2,121
7 Profit after finance cost but before exceptional items (5-6)	1,830	2,087	1,262	6,328
8 Exceptional items	-	-	-	-
9 Profit before Tax for the year (7+8)	1,830	2,087	1,262	6,328
10 Tax expense (current tax, deferred tax, mat credit entitlement, excess provisions etc.)	655	810	340	2,222
11 Net Profit after tax for the year (9-10)	1,175	1,277	922	4,106
12 Share of Profit / (Loss) of Associates	(7)	0	35	(14)
13 Consolidated Net Profit / (Loss) (11-12)	1,167	1,277	956	4,092
14 Paid-up equity share capital (Face Value ₹ 10/- each)	2,718	2,718	1,985	2,718
15 Reserves excluding Revaluation Reserves as per balance sheet of previous accounting year	-	-	-	29,017
16 Earnings Per Share (EPS)				
Basic and Diluted Earnings Per Share (not annualised)	4.29	5.41	4.82	17.35
PART II				
A PARTICULARS OF SHARE HOLDINGS				
1 Public shareholding				
- Number of Shares (Lacs)	92.90	92.90	19.57	92.90
- Percentage of Shareholding	34.18%	34.18%	9.86%	34.18%
2 Promoters and Promoters Group Shareholding	178.92	178.92	178.92	178.92
a. Pledged / Encumbered (Lacs)	-	-	-	-
- Number of Shares (Lacs)	-	-	-	-
- Percentage of shares (as a % of the total shareholding of Promoter and Promoter Group)	-	-	-	-
- Percentage of shares (as a % of the total Share Capital of the Company)	-	-	-	-
b. Non-encumbered				
- Number of Shares (Lacs)	178.92	178.92	178.92	178.92
- Percentage of shares (as a % of the total shareholding of Promoter and Promoter Group)	100.00%	100.00%	100.00%	100.00%
- Percentage of shares (as a % of the total Share Capital of the Company)	65.82%	65.82%	90.14%	65.82%
B INVESTOR COMPLAINTS				
Pending at the beginning of the quarter				NIL
Received during the quarter				48
Disposed of during the quarter				48
Remaining unresolved at the quarter				NIL

Notes:

- The above unaudited consolidated financial results, as reviewed by the Audit Committee of the Board, were approved and taken on record by the Board of Directors at their meeting held on 30th July, 2015. Limited Review, as required under Clause 41 of Listing Agreement, has been carried out by the Statutory Auditors.
- The above financial results are in accordance with the accounting policies followed by the Company in preparation of its statutory accounts
- There are no separate reportable segments as per Accounting Standards (AS-17) - Segment Reporting.
- There are no qualifications raised by the Auditors in the Limited Review Report
- The Company has opted to publish only the Consolidated Financial Results. The Standalone Results of the Company will be available for investors at www.shemarooent.com, www.bseindia.com and www.nseindia.com
- Previous year figures are rearranged or regrouped wherever necessary to conform to current year's presentation
- EPS for quarter and year ended 31st March, 2015 is taken on weighted average number of equity shares. The weighted average number of equity shares is calculated after considering allotment of equity shares on 27th September, 2014 on account of IPO



SHEMAROO ENTERTAINMENT LIMITED
CIN : L67190MH2005PLC158288
UNAUDITED CONSOLIDATED FINANCIAL RESULTS
FOR THE QUARTER ENDED 30 JUNE 2015

(₹ in Lacs)

8 Utilisation of funds raised through Initial Public Offering (IPO) of equity shares to Fund working capital requirements is as follows:

Particulars	Amount
Net Issue Proceeds	12,000.00
Less : Issue Expenses paid up to 30.06.2015	1,139.35
Net proceeds from IPO	10,860.65
Amount utilised (to fund working capital requirements)	9,611.78
Funds to be Utilised (remain invested in mutual funds, current account and cash credit account)	1,248.87


9 Previous periods / year figures have been regrouped / reclassified, wherever necessary to conform to classification of current period.

10 Unaudited financial results of Shemaroo Entertainment Limited (Standalone)

Particulars	Quarter ended			Year ended
	30-Jun	31-Mar	30-Jun	31 March
	2015	2015	2014	2015
	Unaudited	Audited	Unaudited	Audited
Total Revenues	7,763	8,672	6,449	32,345
Profit before Tax	1,857	2,096	1,282	6,403
Net Profit after Tax	1,202	1,286	942	4,181

For and on behalf of Board of Directors of
Shemaroo Entertainment Limited

Place: Mumbai
Date: 30 July 2015



H. Gada
Hiren Gada
Whole Time Director & CFO
DIN : 01108194