


Statement Showing Shareholding Pattern

Category code	Category of Shareholder	Number of Shareholders	Table (I)(a)		Total shareholding as a percentage of total number of shares		Shares Pledged or otherwise encumbered		
			Total number of shares	Number of shares held in dematerialized form	As a percentage of (A+B) ¹	As a percentage of (A+B+C)	Number of shares	As a percentage	
									(IV)
(A)	Shareholding of Promoter and Promoter Group²								
1	Indian								
(a)	Individuals/ Hindu Undivided Family	38	682500	367300	15.87	15.87	0	0.00	
(b)	Central Government/ State Government(s)	0	0	0	0.00	0.00	0	0.00	
(c)	Bodies Corporate	0	0	0	0.00	0.00	0	0.00	
(d)	Financial Institutions/ Banks	0	0	0	0.00	0.00	0	0.00	
(e)	Any Others(Specify)	0	0	0	0.00	0.00	0	0.00	
(e-i)									
(e-ii)									
	Sub Total(A)(1)	38	682500	367300	15.87	15.87	0	0.00	
2	Foreign								
a	Individuals (Non-Residents Individuals/ Foreign Individuals)	0	0	0	0.00	0.00	0	0.00	
b	Bodies Corporate	0	0	0	0.00	0.00	0	0.00	
c	Institutions	0	0	0	0.00	0.00	0	0.00	
d	Any Others(Specify)								
d-i									
d-ii									
	Sub Total(A)(2)	0	0	0	0.00	0.00	0	0.00	
	Total Shareholding of Promoter and Promoter Group (A)= (A)(1)+(A)(2)	38	682500	367300	15.87	15.87	0	0.00	
(B)	Public shareholding								
1	Institutions								
(a)	Mutual Funds/ UTI	1	15800	0	0.37	0.37	0	0.00	
(b)	Financial Institutions/ Banks	1	4000	0	0.09	0.09	0	0.00	
(c)	Central Government/ State Government(s)	0	0	0	0.00	0.00	0	0.00	
(d)	Venture Capital Funds	0	0	0	0.00	0.00	0	0.00	
(e)	Insurance Companies	0	0	0	0.00	0.00	0	0.00	
(f)	Foreign Institutional Investors	1	300	300	0.01	0.01	0	0.00	
(g)	Foreign Venture Capital Investors	0	0	0	0.00	0.00	0	0.00	
(h)	Any Other (specify)								
(h-i)									
(h-ii)									
	Sub-Total (B)(1)	3	20100	300	0.47	0.47	0	0.00	
B 2	Non-institutions								
(a)	Bodies Corporate	64	211194	141094	4.91	4.91	0	0.00	
(b)	Individuals ,								
I	i. Individual shareholders holding nominal share capital up to Rs 1 lakh	11089	2461143	1025143	57.24	57.24	0	0.00	
II	ii. Individual shareholders holding nominal share capital in excess of Rs 1 lakh.	23	758235	663635	17.63	17.63	0	0.00	
(c)	Any Other (specify)								
(c-i)	Clearing Members	5	6043	6043	0.14	0.14	0	0.00	
(c-ii)	NON RESIDENT INDIANS	91	155985	23185	3.63	3.63	0	0.00	
	NON RESIDENT INDIANS -NON REPAT	6	4800	4800	0.11	0.11			
	Sub-Total (B)(2)	11278	3597400	1863900	83.66	83.66	0	0.00	
(B)	Total Public Shareholding (B)= (B)(1)+(B)(2)	11281	3617500	1864200	84.13	84.13	0	0.00	
	TOTAL (A)+(B)	11319	4300000	2231500	100.00	100.00	0	0.00	
(C)	Shares held by Custodians and against which Depository Receipts have been issued								
1	Promoter and Promoter Group	0	0	0	0.00	0.00	0	0.00	
2	Public	0	0	0	0.00	0.00	0	0.00	
	Sub-Total (C)	0	0	0	0.00	0.00	0	0.00	
	GRAND TOTAL (A)+(B)+(C)	11319	4300000	2231500	100.00	100.00	0	0.00	



Introductory sub-table (I)(a)

Name of the Company: AXEL POLYMERS LTD

Scrip Code, Name of the scrip, class of security: 513642

Quarter ended: 30TH JUNE , 2015

Partly paid-up shares:-	No. of partly paid-up shares	As a % of total no. of partly paid-up shares	As a % of total no. of shares of the company
Held by promoter/promoter group	0	0.00	0.00
Held by public	0	0.00	0.00
Total - D	0	0.00	0.00

Outstanding convertible securities:-	No. of outstanding securities	As a % of total no. of outstanding convertible securities	As a % of total no. of shares of the company, assuming full conversion of the convertible securities
Held by promoter/promoter group	0	0.00	0.00
Held by public	0	0.00	0.00
Total - E	0	0.00	0.00

Warrants:-	No. of warrants	As a % of total no. of warrants	As a % of total no. of shares of the company, assuming full conversion of warrants
Held by promoter/promoter group	0	0.00	0.00
Held by public	0	0.00	0.00
Total - F	0	0.00	0.00

Total paid-up capital of the company, assuming full conversion of warrants and convertible securities (Grand Total (A+B+C)+ D+E+F)	4,300,000	0.00	100.00
---	-----------	------	--------



(1)(b) Statement showing holding of Securities (including shares, warrants, convertible securities) of persons belong to the Category "Promoter and Promoter Group"

Sr. No.	Name of the shareholder	Total shares held			Encumbered Shares (*)			Details of Warrants			Details of Convertible Securities			Total shares (including underlying shares assuming full conversion of warrants & convertible securities) as a % of diluted share capital
		Number of shares	As a % of grand total (A)+(B)+(C)	Number	As a percentage (V)=(V)/(III)*100	As a % of grand total (A)+(B)+(C) of sub-clause (1)(a)	Numbers of Warrant Held	As a % total number of warrants of the same class	Numbers of Convertible Securities held	As a % total number of convertible securities of the same class	(XII)			
1	AARAS BEJAN BODHANWALA	127300	2.96	0	0.00	0.00	0	0.00	0	0.00	0	0.00	0.00	
2	MINNIE AARAS BODHANWALA	117500	2.73	0	0.00	0.00	0	0.00	0	0.00	0	0.00	0.00	
3	PATEL DEVENDRA MANJI	103700	2.41	0	0.00	0.00	0	0.00	0	0.00	0	0.00	0.00	
4	TINAZ A BODHANWALA	48900	1.16	0	0.00	0.00	0	0.00	0	0.00	0	0.00	0.00	
5	BALWANT PATEL	48200	1.12	0	0.00	0.00	0	0.00	0	0.00	0	0.00	0.00	
6	MAHENDRAKUMAR PATEL	47800	1.11	0	0.00	0.00	0	0.00	0	0.00	0	0.00	0.00	
7	RAM TRIVEDI	31500	0.73	0	0.00	0.00	0	0.00	0	0.00	0	0.00	0.00	
8	BALWANT PATEL	24500	0.57	0	0.00	0.00	0	0.00	0	0.00	0	0.00	0.00	
9	A A BODHANWALA	22500	0.52	0	0.00	0.00	0	0.00	0	0.00	0	0.00	0.00	
10	DEVSHI ARAJAN KANBI	20000	0.47	0	0.00	0.00	0	0.00	0	0.00	0	0.00	0.00	
11	RAAJU MANJI KERAI	20000	0.47	0	0.00	0.00	0	0.00	0	0.00	0	0.00	0.00	
12	TINAZ AARAS BODHANWALA	17500	0.41	0	0.00	0.00	0	0.00	0	0.00	0	0.00	0.00	
13	JAYRAJ M. BHADRAWALA	9800	0.23	0	0.00	0.00	0	0.00	0	0.00	0	0.00	0.00	
14	NAVIN PATEL	9800	0.23	0	0.00	0.00	0	0.00	0	0.00	0	0.00	0.00	
15	ARUNA B PATEL	9600	0.22	0	0.00	0.00	0	0.00	0	0.00	0	0.00	0.00	
16	RAJESHCHANDRA SANGHVI	4900	0.11	0	0.00	0.00	0	0.00	0	0.00	0	0.00	0.00	
17	MINOO PESTONJI	3500	0.08	0	0.00	0.00	0	0.00	0	0.00	0	0.00	0.00	
18	MINNIE A BODHANWALA	2500	0.06	0	0.00	0.00	0	0.00	0	0.00	0	0.00	0.00	
19	HOMI N VAKIL	2500	0.06	0	0.00	0.00	0	0.00	0	0.00	0	0.00	0.00	
20	MUKESH C PATEL	2500	0.06	0	0.00	0.00	0	0.00	0	0.00	0	0.00	0.00	
21	HEMENDRA S PATEL	1700	0.04	0	0.00	0.00	0	0.00	0	0.00	0	0.00	0.00	
22	TEHMI BEJAN BODHANWALA	1000	0.02	0	0.00	0.00	0	0.00	0	0.00	0	0.00	0.00	
23	A.J.DESAI	800	0.02	0	0.00	0.00	0	0.00	0	0.00	0	0.00	0.00	
24	ISHVARBHAI D PATEL	800	0.02	0	0.00	0.00	0	0.00	0	0.00	0	0.00	0.00	
25	KANUBHAI C PATEL	600	0.01	0	0.00	0.00	0	0.00	0	0.00	0	0.00	0.00	
26	VIKRAMBHAI H PATEL	400	0.01	0	0.00	0.00	0	0.00	0	0.00	0	0.00	0.00	
27	JITESH R DESAI	300	0.01	0	0.00	0.00	0	0.00	0	0.00	0	0.00	0.00	
28	BEJAN KAVASJI BODHANWALA	200	0.00	0	0.00	0.00	0	0.00	0	0.00	0	0.00	0.00	
29	HASMUKHBHAI M PATEL	200	0.00	0	0.00	0.00	0	0.00	0	0.00	0	0.00	0.00	
30	ANASHITA AARAS BODHANWALA	200	0.00	0	0.00	0.00	0	0.00	0	0.00	0	0.00	0.00	
31	BEJAN K BODHANWALA	100	0.00	0	0.00	0.00	0	0.00	0	0.00	0	0.00	0.00	
32	BEJAN KAVASJI BODHANWALA	100	0.00	0	0.00	0.00	0	0.00	0	0.00	0	0.00	0.00	
33	MINNIE A BODHANWALA	100	0.00	0	0.00	0.00	0	0.00	0	0.00	0	0.00	0.00	
34	AMITA J DESAI	100	0.00	0	0.00	0.00	0	0.00	0	0.00	0	0.00	0.00	
35	ASHWINBHAI T PATEL	100	0.00	0	0.00	0.00	0	0.00	0	0.00	0	0.00	0.00	
36	JITESH R DESAI	100	0.00	0	0.00	0.00	0	0.00	0	0.00	0	0.00	0.00	
37	TEHMI B BODHANWALA	100	0.00	0	0.00	0.00	0	0.00	0	0.00	0	0.00	0.00	
38	THAKURBHAI D PATEL	100	0.00	0	0.00	0.00	0	0.00	0	0.00	0	0.00	0.00	
TOTAL		682500	15.87	0	0.00	0.00	0	0.00	0	0.00	0	0.00	0.00	




(1)(c)(i) Statement showing holding of securities (including shares, warrants, convertible securities) of persons belonging to the category "Public" and holding more than 1% of the total number of shares

Sr. No.	Name of the shareholder	Number of shares	Shares as a percentage of total number of shares i.e., Grand Total (A)+(B)+(C) Indicated in Statement at para (1)(e) above)	Details of Warrants		Details of Convertible Securities		Total shares (including underlying shares assuming full conversion of warrants & convertible securities) as a % of diluted share capital
				Numbers of Warrant Held	As a % total number of warrants of the same class	Numbers of Convertible Securities held	As a % total number of convertible securities of the same class	
1	GAURAV SURENDRAKUMAR THANKY	199000	4.63	0	0.00	0	0.00	0.00
2	VJAYRAJ MAHESHWARI	75800	1.76	0	0.00	0	0.00	0.00
3	DHARA GAURAV THANKY	75000	1.74	0	0.00	0	0.00	0.00
4	CHANDRESH LOTIA	50000	1.16	0	0.00	0	0.00	0.00
TOTAL		399800	9.30	0.00	0.00	0.00	0.00	0.00



(D)(c)(ii) Statement showing holding of securities (including shares, warrants, convertible securities) of persons (together with PAC) belonging to the category "Public" and holding more than 5% of the total number of shares of the company

Sr. No.	Name(s) of the shareholder(s) and the Person Acting in Concert (PAC) with them	Number of shares	Shares as a percentage of total number of shares (i.e. Grand Total (A)+(B)+(C) indicated in Statement at para (D)(a) above)	Details of Warrants		Details of Convertible Securities		Total shares (including underlying shares assuming full conversion of warrants & convertible securities) as a % of diluted share capital
				Numbers of Warrant Held	As a % total number of warrants of the same class	Numbers of Convertible Securities held	As a % total number of convertible securities of the same class	
1	NIL	0	0.00	0	0.00	0	0.00	0.00
2		0	0.00	0	0.00	0	0.00	0.00
3		0	0.00	0	0.00	0	0.00	0.00
TOTAL		0	0.00	0.00	0.00	0.00	0.00	0.00



(I)(d) Statement showing details of locked-in shares


Sr. No.	Name of the shareholder	Number of locked-in shares	Locked-in shares as a percentage of total number of shares {i.e., Grand Total (A)+(B)+(C) indicated in Statement at para (I)(a) above}
1	NIL		0.00
2			0.00
3			0.00
TOTAL		0	0.00





(II)(a) Statement showing details of Depository Receipts (DRs)

Sr. No.	Type of outstanding DR (ADRs, GDRs, SDRs, etc.)	Number of outstanding DRs	Number of shares underlying outstanding DRs	Shares underlying outstanding DRs as a percentage of total number of shares {i.e., Grand Total (A)+(B)+(C) indicated in Statement at para (I)(a) above}
1	NIL	0	0	0.00
2				
3				
4				
5				
6				
7				
8				
9				
TOTAL		0	0	0.00



(II)(b) Statement showing holding of Depository Receipts (DRs), where underlying shares held by "promoter/promoter group" are in excess of 1% of the total number of shares

Sr. No.	Name of the DR Holder	Type of outstanding DR (ADRs, GDRs, SDRs, etc.)	Number of shares underlying outstanding DRs	Shares underlying outstanding DRs as a percentage of total number of shares {i.e., Grand Total (A)+(B)+(C) indicated in Statement at para (I)(a) above}
1	N.A.	0	0	0.00
2				
3				
4				
5				
6				
7				
8				
9				
TOTAL			0	0.00

