


Introductory sub-table (I)(a)

Name of the Company		SUMEET INDUSTRIES LIMITED	
Scrip Code, Name of the scrip, class of security		514211 / SUMEETINDS	
Quarter ended		30/06/2015	
Partly paid-up shares:-	No. of partly paid-up shares	As a % of total no. of partly paid-up shares	As a % of total no. of shares of the company
	Held by promoter/promoter group	0	0
	Held by public	0	0
	Total - D	0	0
Outstanding convertible securities:-	No. of outstanding securities	As a % of total no. of outstanding convertible securities	As a % of total no. of shares of the company, assuming full conversion of the convertible securities
	Held by promoter/promoter group	0	0
	Held by public	0	0
	Total - E	0	0
Warrants:-	No. of warrants	As a % of total no. of warrants	As a % of total no. of shares of the company, assuming full conversion of warrants
	Held by promoter/promoter group	0	0
	Held by public	0	0
	Total - F	0	0
Total paid-up capital of the company, assuming full conversion of warrants and convertible securities (Grand Total (A+B+C+D+E+F))		58039738	100.00



FOR SUMEET INDUSTRIES LIMITED

COMPANY SECRETARY
(ANIL KUMAR JAIN)

Statement Showing Shareholding Pattern


Table (I)(a)

Name of the Company : **SUMEET INDUSTRIES LIMITED**

Scrip code : **514211 / SUMEETINDS**


Quarter ended : **30/06/2015**

Category code	Category of Shareholder	Number of Shareholders	Table (I)(a)			Total shareholding as a percentage of total number of shares		Shares Pledged or otherwise encumbered	As a percentage
			Total number of shares	Number of shares held in dematerialized form	As a percentage of(A+B)	As a percentage of (A+B+C)	Number of shares		
(I)	(II)	(III)	(IV)	(V)	(VI)	(VII)	(VIII)	(IX)	
(A)	Shareholding of Promoter and Indian								
1	Indian								
(a)	Individuals/ Hindu Undivided Family	10	9530027	9530027	16.42	16.42	4570000	47.95	
(b)	Central / State Government(s)	0	0	0	0.00	0.00	0	0.00	
(c)	Bodies Corporate	0	0	0	0.00	0.00	0	0.00	
(d)	Financial Institutions/ Banks	0	0	0	0.00	0.00	0	0.00	
(e)	Group Companies	6	17700703	17700703	30.50	30.50	2500000	14.12	
	Sub Total(A)(1)	16	27230730	27230730	46.92	46.92	7070000	25.96	
(B)	Foreign								
2	Foreign								
a	Bodies Corporate	0	0	0	0.00	0.00	0	0.00	
b	Group Companies	0	0	0	0.00	0.00	0	0.00	
c	Individual	0	0	0	0.00	0.00	0	0.00	
d	Institutions	0	0	0	0.00	0.00	0	0.00	
	Sub Total(A)(2)	0	0	0	0.00	0.00	0	0.00	
	Total Shareholding of Promoter and Promoter Group (A)= (A)(1)+(A)(2)	16	27230730	27230730	46.92	46.92	7070000	25.96	
(B)	Public shareholding								
1	Public shareholding								
(a)	Institutions Central / State Government(s)	0	0	0	0.00	0.00	0	0.00	
(b)	Financial Institutions / Banks	1	450	0	0.00	0.00	0	0.00	



(I)(b) Statement showing Shareholding of persons belonging to the category "Promoter and Promoter Group"


Sr. No.	Name of the shareholder	Total shares held		Encumbered shares (*)			Details of warrants		Details of convertible securities		Total shares (including underlying shares assuming full conversion of warrants and convertible securities) as a % of diluted share capital
		Number of shares	As a % of grand total (A)+(B)+(C)	Number	As a percentage (VI)=(V)/(III)* 100	As a % of grand total (A)+(B)+(C) of sub-clause (I)(a)	Number of warrants held	As a % total number of warrants of the same class	Number of convertible securities held	As a % total number of convertible securities of the same class	
(I)	(II)	(III)	(IV)	(V)	(VI)=(V)/(III)* 100	(VII)	(VIII)	(IX)	(X)	(XI)	(XII)
1	SOMANI OVERSEAS PVT LTD	8641928	14.89	0	0.00	0.00	0	0	0	0	0
2	SHANKARLAL SITARAM SOMANI	3706183	6.39	3150000	84.99	5.43	0	0	0	0	0
3	SITARAM PRINTS PVT LTD	3584775	6.18	0	0.00	0.00	0	0	0	0	0
4	SUMEET MENTHOL PVT LTD	2530000	4.36	2500000	98.81	4.31	0	0	0	0	0
5	NATIONAL POLY YARN PVT LTD	2320000	4.00	0	0.00	0.00	0	0	0	0	0
6	SUSHIL SHANKARLAL SOMANI	1310844	2.26	500000	38.14	0.86	0	0	0	0	0
7	GANGADEVI SHANKARLAL SOMANI	1200000	2.07	920000	76.67	1.59	0	0	0	0	0
8	SUMEET SHANKARLAL SOMANI	1144000	1.97	0	0.00	0.00	0	0	0	0	0
9	BETEX INDIA LIMITED	584000	1.01	0	0.00	0.00	0	0	0	0	0
10	SUMANDEVI SOMANI	550000	0.95	0	0.00	0.00	0	0	0	0	0
11	NEELAM SUSHIL SOMANI	500000	0.86	0	0.00	0.00	0	0	0	0	0
12	MANISHA SUMEET SOMANI	500000	0.86	0	0.00	0.00	0	0	0	0	0
13	RAJKUMAR SITARAM SOMANI	360000	0.62	0	0.00	0.00	0	0	0	0	0
14	RAKESH RAJKUMAR SOMANI	138023	0.24	0	0.00	0.00	0	0	0	0	0
15	RITESH RAJKUMAR SOMANI	120977	0.21	0	0.00	0.00	0	0	0	0	0
16	AMBAJI SYNTEX PVT LTD	40000	0.07	0	0.00	0.00	0	0	0	0	0
	TOTAL	27230730	46.92	7070000	25.96	12.18	0.00	0.00	0.00	0.00	0.00



Date : 30/06/2015

(f)(c)(i) Statement showing holding of securities (including shares, warrants, convertible securities) of persons belonging to the category "Public" and holding more than 1% of the total number of shares


Sr. No.	Name of the Shareholder	Number of shares	Shares as a percentage of total number of shares (i.e., Grand Total (A)+(B)+(C) indicated in Statement at para (l)(a) above}	Details of warrants		Details of convertible securities		Total shares (including underlying shares assuming full conversion of warrants and convertible securities) as a % of diluted share capital
				Number of warrants held	As a % total number of warrants of the same class	Number of convertible securities held	As a % total number of convertible securities of the same class	
1	M/S DHANVIRDHI FINANCIAL CONSULTANS PVT LTD	2530443	4.36					
2	RAGHUVIR TEXTURIZERS PRIVATE LIMITED	2130467	3.67	0	0	0	0	0
3	ARIHANT CAPITAL MKT. LTD	1782359	3.07	0	0	0	0	0
4	BAJRANGLAL SITARAM SOMANI	1351087	2.33	0	0	0	0	0
5	SHARDADEVI SOMANI	1221000	2.10					
6	URMILADEVI SOMANI	940000	1.62	0	0	0	0	0
7	RELIGARE FINVEST LTD	811000	1.40					
Total :		10766356	18.55	0	0	0	0	0



Date : 30/06/2015

(l)(c)(ii) Statement showing holding of securities (including shares, warrants, convertible securities) of persons (together with PAC) belonging to the category "Public" and holding more than 5% of the total number of shares of the company


Sr. No.	Name of the Shareholder	Number of shares	Shares as a percentage of total number of shares [i.e., Grand Total (A)+(B)+(C) indicated in Statement at para (l)(a) above}	Details of warrants		Details of convertible securities		Total shares (including underlying shares assuming full conversion of warrants and convertible securities) as a % of diluted share capital
				Number of warrants held	As a % total number of warrants of the same class	Number of convertible securities held	As a % total number of convertible securities of the same class	
1		0	0.00	0.00	0.00	0.00	0.00	0
Total :		0	0.00	0	0	0	0	0



Date : 30/06/2015

(l)(d) Statement Showing Details of Locked-in Shares


Sr. No.	Name of the Shareholder	Number of locked-in shares	Locked-in shares as a percentage of total number of shares {i.e., Grand Total (A)+(B)+(C) indicated in Statement at para (l)(a) above}
Total :		0	0.00



Date : 30/06/2015

(II)(a) Statement showing details of Depository Receipts (DRs)

Sr. No.	Type of outstanding DR (ADRs, GDRs, SDRs, etc.)	Number of outstanding DRs	Number of shares underlying outstanding DRs	Shares underlying outstanding DRs as a percentage of total number of shares (i.e., Grand Total (A)+(B)+(C) indicated in Statement at para (I)(a) above)
TOTAL :		0	0	0.00



Date : 30/06/2015

(II)(b) Statement showing holding of Depository Receipts (DRs), where underlying shares held by "promoter/promoter group" are in excess of 1% of the total number of shares

Sr. No.	Name of the DR Holder	Type of outstanding DR (ADRs, GDRs, SDRs, etc.)	No. of shares underlying outstanding DRs	Shares underlying outstanding DRs as a percentage of total number of shares (i.e., Grand Total (A)+(B)+(C) indicated in Statement at para (I)(a) above)
TOTAL	0	0	0	0.00

