

SPML INFRA LIMITED

Shareholding Pattern as on 30th June 2015

Scrip Code : BSE - 500402 | NSE - SPMLINFRA
Class of Security : Equity


Introductory sub-table

Partly paid-up shares:-	No. of partly paid-up shares	As a % of total no. of partly paid-up shares	As a % of total no. of shares of the company
Held by promoter/promoter group	0		0.0000
Held by public	0		0.0000
Total	0		0.0000
Outstanding convertible securities:-	No. of outstanding securities	As a % of total no. of outstanding convertible securities	As a % of total no. of shares of the company, assuming full conversion of the convertible securities
Held by promoter/promoter group	0		0.0000
Held by public	0		0.0000
Total	0		0.0000
Warrants:-	No. of warrants	As a % of total no. of warrants	As a % of total no. of shares of the company, assuming full conversion of warrants
Held by promoter/promoter group	0		0.0000
Held by public	0		0.0000
Total	0		0.0000
Total paid-up capital of the company, assuming full conversion of warrants and convertible securities	36650276	Shares of Rs.2/- each	




(I)(a) : Statement Showing Shareholding Pattern

Category code	Category of Shareholder	No of Shareholders	Total No of Shares	No of shares held in dematerialized form	Total shareholding as a percentage of total number of shares		Shares Pledged or otherwise encumbered	
					As a % of(A+B) ¹	As a % of (A+B+C)	No of shares	As a %
(I)	(II)	(III)	(IV)	(V)	(VI)	(VII)	(VIII)	(IX)= (VIII)/(IV)*100
(A)	Shareholding of Promoter & Promoter Group²							
1	Indian							
(a)	Individuals/ Hindu Undivided Family	19	11,030,340	11,030,340	30.10	30.10	3170980	28.75
(b)	Central Government/ State Government(s)	-	-	-	-	-		
(c)	Bodies Corporate	11	10,845,745	10,845,745	29.59	29.59	5936020	54.73
(d)	Financial Institutions/ Banks	-	-	-	-	-		
(e)	Any Others(Specify)	-	-	-	-	-		
	Sub Total(A)(1)	30	21,876,085	21,876,085	59.69	59.69	9107000	41.63
2	Foreign							
A	Individuals (Non-Residents Individuals/ Foreign Individuals)	-	-	-	-	-		
B	Bodies Corporate	-	-	-	-	-		
C	Institutions	-	-	-	-	-		
D	Qualified Foreign Investor	-	-	-	-	-		
E	Any Others(Specify)	-	-	-	-	-		
	Sub Total(A)(2)	-	-	-	-	-	-	-
	Total Shareholding of Promoter and Promoter Group (A)= (A)(1)+(A)(2)	30	21,876,085	21,876,085	59.69	59.69	9107000	41.63
(B)	Public shareholding							
(1)	Institutions							
(a)	Mutual Funds/ UTI	1	13,000	-	0.04	0.04		
(b)	Financial Institutions / Banks	-	-	-	-	-		
(c)	Central Government/ State Government(s)	-	-	-	-	-		
(d)	Venture Capital Funds	-	-	-	-	-		
(e)	Insurance Companies	-	-	-	-	-		
(f)	Foreign Institutional Investors	-	-	-	-	-		
(g)	Foreign Venture Capital	-	-	-	-	-		



Category code	Category of Shareholder	No of Shareholders	Total No of Shares	No of shares held in dematerialized form	Total shareholding as a percentage of total number of shares		Shares Pledged or otherwise encumbered	
	Investors							
(h)	Qualified Foreign Investor	-	-	-	-	-		
(i)	Any Other (specify)	-	-	-	-	-		
	Sub-Total (B)(1)	1	13,000	-	0.04	0.04		
(B)(2)	Non-institutions							
(a)	Bodies Corporate	238	11,769,196	11,754,891	32.11	32.11		
(b)	Individuals				-	-		
I	Individual shareholders holding nominal share capital up to Rs 1 lakh	5,591	2,474,996	2,154,283	6.75	6.75		
II	Individual shareholders holding nominal share capital in excess of Rs. 1 lakh.	3	484,238	484,238	1.32	1.32		
(c)	Qualified Foreign Investor	-	-	-	-	-		
(d)	Any Other (specify)				-	-		
(d-i)	Clearing Member	12	3710	3710	0.01	0.01		
(d-ii)	Non Resident Individual	55	29051	29051	0.08	0.08		
	Sub-Total (B)(2)	5,899	14,761,191	14,426,173	40.28	40.28		
(B)	Total Public Shareholding (B)= (B)(1)+(B)(2)	5,900	14,774,191	14,426,173	40.31	40.31		
	TOTAL (A)+(B)	5,930	36,650,276	36,302,258	100.00	100.00		
(C)	Shares held by Custodians & against which Depository Receipts have been issued							
1	Promoter and Promoter Group	-	-	-	-	-		
2	Public	-	-	-	-	-		
	Sub-Total (C)	-	-	-	-	-		
	GRAND TOTAL (A)+(B)+(C)	5,930	36,650,276	36,302,258	100.00	100.00	9107000	24.85




(I)(b) : Statement showing holding of securities (including shares, warrants, convertible securities) of persons belonging to the category "Promoter and Promoter Group"

Sr. No.	Name of the shareholder	Details of Shares held		Encumbered shares (*)			Details of warrants		Details of convertible securities		Total shares (including underlying shares assuming full conversion of warrants & convertible securities) as a % of diluted share capital
		No of shares held	As a % of grand total (A) + (B) + (C)	No.	As a %	As a % of grand total (A)+(B)+(C) of sub-clause (I)(a)	No of warrants held	As a % total no of warrants of the same class	No of convertible securities held	As a % total no of convertible securities of the same class	
(I)	(II)	(III)	(IV)	(V)	(VI) = (V)/(III) * 100	(VII)	(VIII)	(IX)	(X)	(XI)	(XII)
1	ANIL KUMAR SETHI	1902835	5.19	0	0.00	0.00	0	0	0	0	5.19
2	SUBHASH CHAND SETHI	1523280	4.16	1516245	99.54	4.14	0	0	0	0	4.16
3	PRITI DEVI SETHI	1447025	3.95	0	0.00	0.00	0	0	0	0	3.95
4	SUSHIL KUMAR SETHI	1072735	2.93	1072735	100.00	2.93	0	0	0	0	2.93
5	HARSHVARDHAN SETHI	613930	1.68	0	0.00	0.00	0	0	0	0	1.68
6	DEEPAK SETHI	582250	1.59	582000	99.96	1.59	0	0	0	0	1.59
7	ABHINANDAN SETHI	539735	1.47	0	0.00	0.00	0	0	0	0	1.47
8	PUNAM CHAND SETHI	494625	1.35	0	0.00	0.00	0	0	0	0	1.35
9	SUBHASH CHAND SETHI & SONS (HUF)	450020	1.23	0	0.00	0.00	0	0	0	0	1.23
10	SUSHIL KUMAR SETHI & SONS (HUF)	389870	1.06	0	0.00	0.00	0	0	0	0	1.06
11	PUNAM CHAND SETHI & SONS (HUF)	372735	1.02	0	0.00	0.00	0	0	0	0	1.02
12	MAINA DEVI SETHI	351485	0.96	0	0.00	0.00	0	0	0	0	0.96
13	VINEETA SETHI	59600	0.16	0	0.00	0.00	0	0	0	0	0.16



14	ANIL KUMAR SETHI & SONS (HUF)	334235	0.91	0	0.00	0.00	0	0	0	0	0.91
15	SANDHYA RANI SETHI	263220	0.72	0	0.00	0.00	0	0	0	0	0.72
16	SUMAN SETHI	183735	0.50	0	0.00	0.00	0	0	0	0	0.50
17	SHILPA SETHI	181515	0.50	0	0.00	0.00	0	0	0	0	0.50
18	SUBHASH CHAND SETHI	174510	0.48	0	0.00	0.00	0	0	0	0	0.48
19	RISHAB SETHI	93000	0.25	0	0.00	0.00	0	0	0	0	0.25
20	ZOOM INDUSTRIAL SERVICES LTD	3073510	8.39	2500000	81.34	6.82	0	0	0	0	8.39
21	20TH CENTURY ENGINEERING LIMITED	1437900	3.92	0	0.00	0.00	0	0	0	0	3.92
22	BHARAT HYDRO POWER CORPORATION LIMITED	1391470	3.80	0	0.00	0.00	0	0	0	0	3.80
23	SPM ENGINEERS LIMITED	1279665	3.49	0	0.00	0.00	0	0	0	0	3.49
24	INTERNATIONAL CONSTRUCTION S LIMITED	880945	2.40	880945	100.00	2.40	0	0	0	0	2.40
25	ARIHANT LEASING AND HOLDING LIMITED	436020	1.19	436020	100.00	1.19	0	0	0	0	1.19
26	SPML INDIA LIMITED	2119055	5.78	2119055	100.00	5.78	0	0	0	0	5.78
27	SPML INDIA LIMITED	216680	0.59	0	0.00	0.00	0	0	0	0	0.59
28	SONAL AGENCIES PVT LTD	6500	0.02	0	0.00	0.00	0	0	0	0	0.02
29	RISHAB COMMERCIALS PRIVATE LIMITED	2000	0.01	0	0.00	0.00	0	0	0	0	0.01
30	ABHINANDAN ENTERPRISES PRIVATE LIMITED	2000	0.01	0	0.00	0.00	0	0	0	0	0.01
TOTAL		21876085	59.69	9107000	41.63	24.85	0.00	0	0	0	59.69

(* The term "encumbrance" has the same meaning as assigned to it in regulation 28(3) of the SAST Regulations, 2011




(I)(c)(i) : Statement showing holding of securities (including shares, warrants, convertible securities) of persons belonging to the category "Public" and holding more than 1% of the total no of shares

Sr. No.	Name of the shareholder	No of shares held	Shares as a percentage of total number of shares (i.e., Grand Total (A)+(B)+(C) indicated in Statement at para (I)(a) above)	Details of warrants		Details of convertible securities		Total shares (including underlying shares assuming full conversion of warrants and convertible securities) as a % of diluted share capital
				No of warrants held	As a % total number of warrants of the same class	Number of convertible securities held	% w.r.t total no of convertible securities of the same class	
1	CLIENT ROSEHILL LIMITED	3521575	9.61	0	0	0	0	9.61
2	UDGAM COMMERCIAL LIMITED	2000000	5.46	0	0	0	0	5.46
3	CVCIGP II EMPLOYEE ROSEHILL LIMITED	1972301	5.38	0	0	0	0	5.38
4	MAYANK SECURITIES PVT. LTD.	1162884	3.17	0	0	0	0	3.17
5	TECHNO MECHANICAL SERVICES PVT LTD	728982	1.99	0	0	0	0	1.99
6	SYSTEMATIX FINCORP INDIA LIMITED	654583	1.79	0	0	0	0	1.79
7	SYSTEMATIX FINVEST PRIVATE LIMITED	502998	1.37	0	0	0	0	1.37
TOTAL		10543323	28.77	0	0	0	0	28.77

(I)(c)(ii) : Statement showing holding of securities (including shares, warrants, convertible securities) of persons (together with PAC) belonging to the category "Public" and holding more than 5% of the total number of shares of the company

Sr. No.	Name(s) of the shareholder(s) and the Persons Acting in Concert (PAC) with them	Number of shares	Shares as a percentage of total number of shares (i.e., Grand Total (A)+(B)+(C) indicated in Statement at para (I)(a) above)	Details of warrants		Details of convertible securities		Total shares (including underlying shares assuming full conversion of warrants and convertible securities) as a % of diluted share capital
				No of warrants	As a % total no of warrants of the same class	No of convertible securities held	% w.r.t total no of convertible securities of the same class	
1	CLIENT ROSEHILL LIMITED	3521575	9.61	0	0	0	0	9.61
2	UDGAM COMMERCIAL LIMITED	2000000	5.46	0	0	0	0	5.46
3	CVCIGP II EMPLOYEE ROSEHILL LIMITED	1972301	5.38	0	0	0	0	5.38
TOTAL		7493876	20.45	0	0	0	0	20.45



(I)(d): Statement showing detail of locked-in shares

Sr. No.	Name of the shareholder	Number of locked-in shares	Locked-in shares as a percentage of total number of shares (i.e., Grand Total (A)+(B)+(C) indicated in Statement at para (I)(a) above)	Promoter/Promoter Group/ Public
Nil				

(II)(a): Statement showing detail of Depository Receipts (DRs)

Sr. No.	Type of outstanding DR (ADRs, GDRs, SDRs, etc.)	Number of outstanding DRs	Number of shares underlying outstanding DRs	Shares underlying outstanding DRs as a percentage of total number of shares {i.e., Grand Total (A)+(B)+(C) indicated in Statement at para (I)(a) above}
Nil				

(II)(b): Statement showing holding of Depository Receipts (DRs), where underlying shares held by "promoter/promoter group" are in excess of 1% of the total number of shares

Sr. No.	Name of the DR Holder	Type of outstanding DR (ADRs, GDRs, SDRs, etc.)	Number of shares underlying outstanding DRs	Shares underlying outstanding DRs as a percentage of total number of shares (i.e., Grand Total (A)+(B)+(C) indicated in Statement at para (I)(a) above)
Nil				

For SPML infra Ltd

Abhay Raj Singh
Company Secretary

