


(i)(a) Statement showing Shareholding Pattern

|  |  |   |  |
|--|--|---|--|
| Name of the Company: <b>GTN TEXTILES LIMITED</b>   |  |   |  |
| Scrip Code : 532744  |  |   |  |
| Name of the scrip : GTNTEX   |  |   |  |
| class of security: EQUITY  |  |   |  |
| <b>Quarter ended: 30<sup>TH</sup> JUNE, 2015</b>   |  |   |  |
| Partly paid-up shares:-  | No. of partly paid-up shares   | As a % of total no. of partly paid-up Shares              | As a % of total no. of shares of the company   |
| Held by promoter/promoter group  | NA   | NA  | NA   |
| Held by public   | NA   | NA  | NA   |
| <b>Total</b>   |  |   |  |
| Outstanding convertible securities:-   | No. of outstanding securities  | As a % of total no. of outstanding convertible securities | As a % of total no. of shares of the company, assuming full conversion of the convertible securities |
| Held by promoter/promoter group  | NA   | NA  | NA   |
| Held by public   | NA   | NA  | NA   |
| <b>Total</b>   |  |   |  |
| Warrants:-   | No. of warrants  | As a % of total no. of warrants                           | As a % of total no. of shares of the company, assuming full conversion of Warrants                   |
| Held by promoter/promoter group  | NA   | NA  | NA   |
| Held by public   | NA   | NA  | NA   |
| <b>Total</b>   |  |   |  |
| <b>Total paid-up capital of the company, assuming full conversion of warrants and convertible securities</b> | <b>11640478 Equity Shares of Rs.10/-each aggregating Rs.1164 lakhs</b> |   |  |



| Category Code | Category of Shareholder  | No of Share-holders | Total number of shares | Number of shares held in dematerialized form | Total shareholding as a percentage of total number of shares |                            | Shares pledged or otherwise encumbered |                                  |
|---------------|--|---------------------|------------------------|--|--|----------------------------|--|----------------------------------|
|               |  |                     |                        |  | As a percentage of (A+B)                                     | As a percentage of (A+B+C) | No of Shares                           | As a percentage                  |
| (i)           | (ii)   | (iii)               | (iv)                   | (v)  | (vi)   | (vii)                      | (viii)                                 | (ix)=<br>(viii)/<br>(iv)<br>*100 |
| <b>(A)</b>    | <b>Shareholding of Promoter and Promoter Group</b>                         |                     |                        |  |  |                            |  |                                  |
| <b>(1)</b>    | <b>Indian</b>  | 14                  | 5022089                | 5022089                                      | 43.14  | 43.14                      | NA                                     | NA                               |
| (a)           | Individuals/Hindu Undivided Family   |                     |                        |  |  |                            |  |                                  |
| (b)           | Central Government/State Government(s)                                     |                     |                        |  |  |                            |  |                                  |
| (c)           | Bodies Corporate   | 6                   | 2228349                | 2228349                                      | 19.15  | 19.15                      | NA                                     | NA                               |
| (d)           | Financial Institutions/Banks   |                     |                        |  |  |                            |  |                                  |
| (e)           | Any Other (specify)  |                     |                        |  |  |                            |  |                                  |
|               | <b>Sub-Total (A) (1)</b>   | <b>20</b>           | <b>7250438</b>         | <b>7250438</b>                               | <b>62.29</b>   | <b>62.29</b>               | <b>NA</b>                              | <b>NA</b>                        |
| <b>(2)</b>    | <b>Foreign</b>   |                     |                        |  |  |                            |  |                                  |
| (a)           | Individuals (Non-Resident Individuals/Foreign Individuals)                 |                     |                        |  |  |                            |  |                                  |
| (b)           | Bodies Corporate   |                     |                        |  |  |                            |  |                                  |
| (c)           | Institutions   |                     |                        |  |  |                            |  |                                  |
| (d)           | Any Other (specify)  |                     |                        |  |  |                            |  |                                  |
|               | <b>Sub-Total (A) (2)</b>   |                     |                        |  |  |                            |  |                                  |
|               | <b>Total Shareholding of Promoter and Promoter Group (A)=(A)(1)+(A)(2)</b> | <b>20</b>           | <b>7250438</b>         | <b>7250438</b>                               | <b>62.29</b>   | <b>62.29</b>               | <b>NA</b>                              | <b>NA</b>                        |



| Category Code | Category of Shareholder   | No of Share-holders | Total number shares | Number of shares held in dematerialized form | Total shareholding as a percentage of total number of shares |                            |              | Shares pledged or otherwise encumbered |
|---------------|---|---------------------|---------------------|--|--|----------------------------|--------------|--|
|               |   |                     |                     |  | As a percentage of (A+B)                                     | As a percentage of (A+B+C) | No of Shares |  |
| (i)           | (ii)  | (iii)               | (iv)                | (v)  | (vi)   | (vii)                      | (viii)       | (ix)=<br>(viii)/<br>(iv)<br>*100       |
| <b>(B)</b>    | <b>Public shareholding***</b>   |                     |                     |  |  |                            |              |  |
| <b>(1)</b>    | <b>Institutions</b>   |                     |                     |  |  |                            |              |  |
| (a)           | Mutual Funds/UTI  | 8                   | 1686                | 300  | 0.01   | 0.01                       | NA           | NA                                     |
| (b)           | Financial Institutions/Banks  | 1                   | 42                  |  | 0.00   | 0.00                       | NA           | NA                                     |
| (c)           | Central Government/State Government(s)  |                     |                     |  |  |                            |              |  |
| (d)           | Venture Capital Funds   |                     |                     |  |  |                            |              |  |
| (e)           | Insurance Companies   | 3                   | 87377               | 87277  | 0.75   | 0.75                       | NA           | NA                                     |
| (f)           | Foreign Institutional Investors   | 5                   | 1900                |  | 0.02   | 0.02                       | NA           | NA                                     |
| (g)           | Foreign Venture capital investors   |                     |                     |  |  |                            |              |  |
| (h)           | Qualified Foreign Investor  |                     |                     |  |  |                            |              |  |
| (i)           | Any Other (specify)   |                     |                     |  |  |                            |              |  |
|               | - Foreign Banks   | 1                   | 800                 | 800  | 0.01   | 0.01                       | NA           | NA                                     |
|               | <b>Sub-Total (B)(1)</b>   | <b>18</b>           | <b>91805</b>        | <b>88377</b>                                 | <b>0.79</b>  | <b>0.79</b>                | <b>NA</b>    | <b>NA</b>                              |
| <b>(2)</b>    | <b>Non Institutions</b>   |                     |                     |  |  |                            |              |  |
| (a)           | Bodies Corporate  | 212                 | 224188              | 212297                                       | 1.92   | 1.92                       | NA           | NA                                     |
| (b)           | Individuals   | 23676               | 2789971             | 2302952                                      | 23.97  | 23.97                      | NA           | NA                                     |
|               | i) Individual shareholders holding nominal share capital upto Rs.1 lakh.          |                     |                     |  |  |                            |              |  |
|               | ii) Individual shareholders holding nominal share capital in excess of Rs. 1 lakh | 40                  | 1234829             | 1217129                                      | 10.61  | 10.61                      | NA           | NA                                     |
| (c)           | Qualified Foreign Investor  |                     |                     |  |  |                            |              |  |
| (d)           | Any other (specify)   | 1                   | 100                 |  | 0.00   | 0.00                       | NA           | NA                                     |
|               | - Overseas Corporate Bodies   | 33                  | 42635               | 42635  | 0.37   | 0.37                       | NA           | NA                                     |
|               | - Clearing Members  | 22                  | 6512                | 6512   | 0.05   | 0.05                       | NA           | NA                                     |
|               | - NRI   |                     |                     |  |  |                            |              |  |
|               | <b>Sub-total (B) (2)</b>  | <b>23984</b>        | <b>4298235</b>      | <b>3781525</b>                               | <b>36.92</b>   | <b>36.92</b>               | <b>NA</b>    | <b>NA</b>                              |




| Category Code | Category of Shareholder  | No of Share-holders | Total number shares | Number of shares held in dematerialized form | Total shareholding as a percentage of total number of shares |                            | Shares pledged or otherwise encumbered |  |
|---------------|--|---------------------|---------------------|--|--|----------------------------|--|--|
|               |  |                     |                     |  | As a percentage of (A+B)                                     | As a percentage of (A+B+C) | No of Shares                           | As a percentage                        |
| (1)           | (ii)<br>Total Public Shareholding<br>(B)-(B)(1)+B(2)                                   | (iii)<br>24002      | (iv)<br>4390040     | (v)<br>3869902                               | (vi)<br>37.71  | (vii)<br>37.71             | (viii)<br>NA                           | (ix)=<br>(viii)/<br>(iv)<br>*100<br>NA |
| (C)           | TOTAL<br>(A)+(B)<br>Shares held by Custodians and Depository Receipts have been issued | 24022               | 11640478            | 11120340                                     | 100.00   | 100.00                     | NA                                     | NA                                     |
| (1)           | Promoter and Promoter Group  | N.A                 | N.A                 | N.A  | N.A  | N.A                        | N.A                                    | N.A                                    |
| (2)           | Public   | N.A                 | N.A                 | N.A  | N.A  | N.A                        | N.A                                    | N.A                                    |
|               | GRAND TOTAL (A)+(B)+(C)  | 24022               | 11640478            | 11120340                                     | 100.00   | 100.00                     |  |  |



(1) (b) Statement showing holding of securities (including shares, warrants, convertible securities) of persons belonging to the category "Promoter and Promoter Group"

| S.No. | Name of the Shareholder                  | Details of Shares held |                                   | Encumbered shares(*) |                    |  | Details of warrants |   | Details of convertible securities     |   | Total shares (including shares underlying assuming conversion of warrants and convertible securities) as a % of diluted share capital |
|-------|--|------------------------|-----------------------------------|----------------------|--------------------|--|---------------------|---|---------------------------------------|---|---|
|       |  | No of shares held      | As a % of grand total (A)+(B)+(C) | No.                  | As a percent age   | As a % of grand total (A)+(B)+(C) of sub-clause (I)(a) | No of warrants held | As a % total number of warrants of the same class | Number of convertible securities held | As a % total number of convertible securities of the same class |   |
| (I)   | (II)                                     | (III)                  | (IV)                              | (V)                  | (VI)=(V)/(III)*100 | (VII)  | (VIII)              | (IX)  | (X)                                   | (XI)  | (XII)   |
| 1     | Binod Kumar Patodia                      | 1192868                | 10.25                             | NIL                  | NIL                | NIL  | NIL                 | NIL   | NIL                                   | NIL   | 10.25   |
| 2     | Umang Patodia                            | 280686                 | 2.41                              | NIL                  | NIL                | NIL  | NIL                 | NIL   | NIL                                   | NIL   | 2.41  |
| 3     | Ankur Patodia                            | 7500                   | 0.06                              | NIL                  | NIL                | NIL  | NIL                 | NIL   | NIL                                   | NIL   | 0.06  |
| 4     | Prabha Patodia                           | 384960                 | 3.31                              | NIL                  | NIL                | NIL  | NIL                 | NIL   | NIL                                   | NIL   | 3.31  |
| 5     | Mala Patodia                             | 10000                  | 0.09                              | NIL                  | NIL                | NIL  | NIL                 | NIL   | NIL                                   | NIL   | 0.09  |
| 6     | Swati Patodia                            | 10000                  | 0.09                              | NIL                  | NIL                | NIL  | NIL                 | NIL   | NIL                                   | NIL   | 0.09  |
| 7     | Binod Kumar Patodia HUF                  | 1158880                | 9.96                              | NIL                  | NIL                | NIL  | NIL                 | NIL   | NIL                                   | NIL   | 9.96  |
| 8     | M/s Beekaypee Credit P Ltd               | 726623                 | 6.24                              | NIL                  | NIL                | NIL  | NIL                 | NIL   | NIL                                   | NIL   | 6.24  |
| 9     | M/s Patodia Exports & Investments P Ltd  | 641720                 | 5.51                              | NIL                  | NIL                | NIL  | NIL                 | NIL   | NIL                                   | NIL   | 5.51  |
| 10    | M/s Umang Finance P Ltd                  | 696946                 | 5.99                              | NIL                  | NIL                | NIL  | NIL                 | NIL   | NIL                                   | NIL   | 5.99  |
| 11    | Prabha Patodia                           | 297458                 | 2.55                              | NIL                  | NIL                | NIL  | NIL                 | NIL   | NIL                                   | NIL   | 2.55  |
| 12    | Binod Kumar Patodia                      | 2712                   | 0.02                              | NIL                  | NIL                | NIL  | NIL                 | NIL   | NIL                                   | NIL   | 0.02  |
| 13    | Umang Patodia                            | 2446                   | 0.02                              | NIL                  | NIL                | NIL  | NIL                 | NIL   | NIL                                   | NIL   | 0.02  |
| 14    | Mala Patodia                             | 147760                 | 1.27                              | NIL                  | NIL                | NIL  | NIL                 | NIL   | NIL                                   | NIL   | 1.27  |
| 15    | Beekaypee Credit P Ltd                   | 95688                  | 0.82                              | NIL                  | NIL                | NIL  | NIL                 | NIL   | NIL                                   | NIL   | 0.82  |
| 16    | Umang Finance P Ltd                      | 36106                  | 0.31                              | NIL                  | NIL                | NIL  | NIL                 | NIL   | NIL                                   | NIL   | 0.31  |
| 17    | Ankur Patodia                            | 724831                 | 6.23                              | NIL                  | NIL                | NIL  | NIL                 | NIL   | NIL                                   | NIL   | 6.23  |
| 18    | Umang Patodia                            | 551988                 | 4.74                              | NIL                  | NIL                | NIL  | NIL                 | NIL   | NIL                                   | NIL   | 4.74  |
| 19    | Swati Patodia                            | 250000                 | 2.15                              | NIL                  | NIL                | NIL  | NIL                 | NIL   | NIL                                   | NIL   | 2.15  |
| 20    | M/s Patodia Exports & Investments P Ltd. | 31266                  | 0.27                              | NIL                  | NIL                | NIL  | NIL                 | NIL   | NIL                                   | NIL   | 0.27  |
|       | <b>Total:</b>                            | <b>7250438</b>         | <b>62.29</b>                      |                      |                    |  |                     |   |                                       |   | <b>62.29</b>  |




**(1) (c) (i) Statement showing holding of securities (including shares, warrants, convertible securities) of persons belonging to the category "Public" and holding more than 1% of the total number of shares.**

| Sr.No. | Name of the shareholder | Number of shares Held | Shares as a percentage of total number of shares (i.e., Grand Total (A)+(B)+(C) indicated in Statement at para (I)(a) above) | Details of warrants     |   | Details of convertible securities     |   | Total shares (including underlying shares assuming full conversion of warrants and convertible securities) as a % of diluted share capital |
|--------|-------------------------|-----------------------|--|-------------------------|---|---------------------------------------|---|--|
|        |                         |                       |  | Number of warrants held | As a % total number of warrants of the same class | Number of convertible securities held | % w.r.t. total number of convertible securities of the same class |  |
| 01     | Vandana Sehgal          | 240779                | 2.07   | NIL                     | NIL   | NIL                                   | NIL   | 2.07   |
| 02     | Jyoti Pandhi            | 117742                | 1.01   | NIL                     | NIL   | NIL                                   | NIL   | 1.01   |
|        | <b>Total:</b>           | <b>358521</b>         | <b>3.08</b>  |                         |   |                                       |   | <b>3.08</b>  |

**(1)(c)(ii) Statement showing holding of securities (including shares, warrants, convertible securities) of persons (together with PAC) belonging to the category "Public" and holding more than 5% of the total number of shares of the company.**

| Sr.No. | Name(s) of the shareholder(s) and the Persons Acting in Concert (PAC) with them | Number of shares | Shares as a percentage of total number of shares (i.e., Grand Total (A)+(B)+(C) indicated in Statement at para (I)(a) above) | Details of warrants |   | Details of convertible securities     |   | Total shares (including underlying shares assuming full conversion of warrants and convertible securities) as a % of diluted share capital |
|--------|---|------------------|--|---------------------|---|---------------------------------------|---|--|
|        |   |                  |  | Number of warrants  | As a % total number of warrants of the same class | Number of convertible securities held | % w.r.t. total number of convertible securities of the same class |  |
|        | <b>NIL</b>  | <b>NIL</b>       | <b>NIL</b>   | <b>NIL</b>          | <b>NIL</b>  | <b>NIL</b>                            | <b>NIL</b>  | <b>NIL</b>   |



## (1) (d) Statement showing details of locked-in shares

| Sr.No. | Name of the shareholder | Category of Shareholders (Promoters/Public) | Number of Locked-in Shares | Locked-in-Shares as a percentage of total number of shares (i.e., Grand Total (A)+(B)+(C) indicated in statement at para (1)(a) above |
|--------|-------------------------|---|----------------------------|---|
|        | Nil                     | Nil   | Nil                        | Nil   |

## (II) (a) Statement showing details of Depository Receipts(DRs)

| Sr. No. | Type of outstanding DR (ADRs, GDRs, SDRs, etc.) | Number of outstanding DRs | Number of shares underlying outstanding DRs | Shares underlying outstanding DRs as a percentage of total number of shares [i.e., Grand Total (A)+(B)+(C)indicated in Statement at para (1)(a) above] |
|---------|---|---------------------------|---|--|
|         | Nil   | Nil                       | Nil   | Nil  |

## (II) (b) Statement showing Holding of Depository Receipts (DRs), where underlying shares held by 'promoter/promoter group' are in excess of 1% of the total number of shares

| Sr. No. | Name of the DR Holder | Type of outstanding DR (ADRs, GDRs, SDRs, etc.) | Number of shares underlying outstanding DRs | Shares underlying outstanding DRs as a percentage of total number of shares [i.e., Grand Total (A)+(B)+(C)indicated in Statement at para (1)(a) above] |
|---------|-----------------------|---|---|--|
|         | Nil                   | Nil   | Nil   | Nil  |

