


Name of the Company : PCS TECHNOLOGY LTD

Script Code, Name of the scrip, class of security : 577119

Quarter ended : 30/06/2015


Partly paid-up shares :-	No. of partly paid-up shares	As a % of total no. of partly paid-up shares	As a % of total no. of shares of the company
Held by promoter/ promoter group		0.00	0.00
Held by public		0.00	0.00
Total	0	0.00	0.00
Outstanding convertible securities :-	No. of outstanding securities	As a % of total no. of outstanding convertible securities	As a % of total no. of shares of the company, assuming full conversion of the convertible securities
Held by promoter/ promoter group		0.00	0.00
Held by public		0.00	0.00
Total	0	0.00	0.00
Warrants	No. of Warrants	As a % of total no. of Warrants	As a % of total no. of shares of the company, assuming full conversion of warrants
Held by promoter/ promoter group	0	0.00	0.00
Held by public	0	0.00	0.00
Total	0	0.00	0.00
Total paid-up capital of the company, assuming full conversion of warrants convertible securities	20950677		100.00
Total (A+B+C)+D+E+F)			



Statement Showing Shareholding Pattern

Table (IXa)

Category of Shareholder	Number of Shareholders	Total Number of Shares	Number of Shares held in dematerialised form		Total Shareholding as a percentage of total number of shares		Shares Pledged or otherwise encumbered	(IX)/(VIII)(IV) *100
			(IV)	(V)	(VI)	(VII)		
(A) Shareholding of Promoter and Promoter Group:								
1. INDIAN								
(a) INDIVIDUAL / HUF	4	1656425	1656425	0	7.9063	7.9063	0	0.00
(b) CENTRAL / STATE GOVERNMENT(S)	0	0	0	0	0.0000	0.0000	0	0.00
(c) BODIES CORPORATE	3	5704679	5704679	0	27.2291	27.2291	0	0.00
(d) FINANCIAL INSTITUTIONS / BANKS	0	0	0	0	0.0000	0.0000	0	0.00
(e) ANY OTHERS (Specify)	25	7338891	7337707	1184	35.0294	35.0294	0	0.00
(f) DIRECTORS	0	0	0	0	0.0000	0.0000	0	0.00
(g) RELATIVES	0	0	0	0	0.0000	0.0000	0	0.00
(h) GROUP COMPANIES	0	0	0	0	0.0000	0.0000	0	0.00
(i) TRUSTS	0	0	0	0	0.0000	0.0000	0	0.00
(ii) SUB TOTAL (A)(I) :	32	14699995	14698811	1184	70.1648	70.1648	0	0.00
2. FOREIGN								
(a) INDIVIDUAL	0	0	0	0	0.0000	0.0000	0	0.00
(b) BODIES CORPORATE	0	0	0	0	0.0000	0.0000	0	0.00
(c) INSTITUTIONS	0	0	0	0	0.0000	0.0000	0	0.00
(d) QUALIFIED FOREIGN INVESTOR	0	0	0	0	0.0000	0.0000	0	0.00
(e) ANY OTHERS (Specify)	0	0	0	0	0.0000	0.0000	0	0.00
(ii) SUB TOTAL (A)(2) :	0	0	0	0	0.0000	0.0000	0	0.00
Total holding for promoters (A)+(A)(1) + (A)(2)	32	14699995	14698811	1184	70.1648	70.1648	0	0.00
(B) Public shareholding								
1. INSTITUTIONS								
(a) MUTUAL FUNDS / UTI	7	131583	126690	4893	0.6281	0.6281	0	0.00
(b) FINANCIAL INSTITUTIONS / BANKS	8	995	236	759	0.0047	0.0047	0	0.00
(c) CENTRAL / STATE GOVERNMENT(S)	0	0	0	0	0.0000	0.0000	0	0.00
(d) VENTURE CAPITAL FUNDS	0	0	0	0	0.0000	0.0000	0	0.00
(e) INSURANCE COMPANIES	1	213383	213383	0	1.0185	1.0185	0	0.00
(f) FIIS	3	700	4	696	0.0033	0.0033	0	0.00



Statement Showing Shareholding Pattern

Table (I)(a)


Category of Shareholder	Number of Shareholders	Total Number of Shares	Number of Shares held in dematerialised form		Total Shareholding as a percentage of total number of shares		As a percentage of shares (A+B+C)		Shares Pledged or otherwise encumbered	
			(IV)	(V)	(VI)	(VII)	(VIII)	(IX)=(VIII)/(IV)*100		
(a) FOREIGN VENTURE CAPITAL INVESTORS	0	0	0	0	0.0000	0.0000	0.0000	0	0.00	
(b) QUALIFIED FOREIGN INVESTOR	0	0	0	0	0.0000	0.0000	0.0000	0	0.00	
(c) ANY OTHERS (Specify)	0	0	0	0	0.0000	0.0000	0.0000	0	0.00	
SUB TOTAL (B)(1) :	22	346661	340309	16547	1.6547	1.6547	1.6547	0	0.00	
B.2. Non-institutions										
(a) BODIES CORPORATE	206	152342	138148	0.7271	0.7271	0.7271	0.7271	0	0.00	
(b) INDIVIDUAL (CAPITAL UP TO Rs 1 Lakh)	30648	3502339	2031286	16.7171	16.7171	16.7171	16.7171	0	0.00	
(c) CAPITAL GREATER THAN Rs 1 Lakh	34	2079241	2079241	9.9245	9.9245	9.9245	9.9245	0	0.00	
(d) QUALIFIED FOREIGN INVESTOR	0	0	0	0.0000	0.0000	0.0000	0.0000	0	0.00	
(e) ANY OTHERS (Specify)	0	0	0	0.0000	0.0000	0.0000	0.0000	0	0.00	
(f) TRUSTS	20	34191	34191	0.1632	0.1632	0.1632	0.1632	0	0.00	
(g) CLEARING MEMBER	4	748	432	0.0036	0.0036	0.0036	0.0036	0	0.00	
(h) RELATIVES	0	0	0	0.0000	0.0000	0.0000	0.0000	0	0.00	
(i) EMPLOYEE	44	34360	32720	0.1640	0.1640	0.1640	0.1640	0	0.00	
(j) NON RESIDENT INDIANS (NRI)	1	100800	0	0.4811	0.4811	0.4811	0.4811	0	0.00	
(k) OVERSEAS BODIES CORPORATE	0	0	0	0.0000	0.0000	0.0000	0.0000	0	0.00	
(l) UNCLAIMED SUSPENSE ACCOUNT	30957	5904021	4316018	28.1806	28.1806	28.1806	28.1806	0	0.00	
SUB TOTAL (B)(2) :	30979	6250682	4656327	29.8352	29.8352	29.8352	29.8352	0	0.00	
Total Public Shareholding (B)=(B)(1) + (B)(2)	31011	20950677	19355138	100.0000	100.0000	100.0000	100.0000	0	0.00	
Total (A) + (B) :										
(C) Shares held by Custodians and against which Depository Receipts have been issued										
(i) Promoter and Promoter Group	0	0	0	0.0000	0.0000	0.0000	0.0000	0	0.00	
(ii) Public	0	0	0	0.0000	0.0000	0.0000	0.0000	0	0.00	
SUB TOTAL (C)(1) :	0	0	0	0.0000	0.0000	0.0000	0.0000	0	0.00	



Grand Total (A) = (B) + (C): 31011 20950677 19555132 100 100.0000 0 0.00

NOTES:

D) NAME, NUMBER OF SHARES HELD & PERCENTAGE OF ENTITIES / PERSONS HOLDING MORE THAN 1% OF THE TOTAL SHARES OF THE COMPANY IS AS PER ANNEXURE




Statement showing holding of securities (including shares, warrants, convertible securities) of persons belonging to the category "Promoter and Promoter Group"

(f)(b)

Sr.No	Name of the Shareholder	Total shares held		Encumbered shares (*)			Details of warrants			Details of convertible securities		(XU)
		(III)	(IV)	(V)	(VI) = (V)/(III) * 100	(VII)	(VIII)	(IX)	(X)	(XI)		
		Number of shares	As a % of grand total (A)+(B)+(C)	Number	As a percentage	As a % of grand total (A)+(B)+(C) of sub-class (IXa)	Number of warrants held of the same class	As a % of total warrants of the same class	Number of convertible securities held	As a % of total convertible securities of the same class	Total shares (including underlying shares assuming full conversion of warrants and convertible securities) as a % of diluted share capital	
1	RAJNIKANTA G PATNI	2386116	11.3892	0	0.00	0.00	0	0	0	0	0	
2	PCS FINANCE LIMITED	1901560	9.0764	0	0.00	0.00	0	0	0	0	0	
3	ASHOKA COMPUTER SYSTEMS PRIVATE LIMITED	1901560	9.0764	0	0.00	0.00	0	0	0	0	0	
4	PCS CULLINET PRIVATE LIMITED	1901559	9.0764	0	0.00	0.00	0	0	0	0	0	
5	SADHANA A PATNI	1652122	7.8858	0	0.00	0.00	0	0	0	0	0	
6	VASUNDHARA APOORVA PATNI	1000000	4.7731	0	0.00	0.00	0	0	0	0	0	
7	POONAMI NARENDRAKUMAR PATNI	695026	3.3203	0	0.00	0.00	0	0	0	0	0	
8	GAJENDRAKUMAR S PATNI	579685	2.7669	0	0.00	0.00	0	0	0	0	0	
9	ASHOKKUMAR S PATNI	575995	2.7493	0	0.00	0.00	0	0	0	0	0	
10	ANIRUJH NARENDRAKUMAR PATNI	559270	2.6695	0	0.00	0.00	0	0	0	0	0	
11	APOORVA ASHOK KUMAR PATNI	389676	1.8600	0	0.00	0.00	0	0	0	0	0	
12	ARIHANT GAJENDRA KUMAR PATNI	285056	1.3511	0	0.00	0.00	0	0	0	0	0	
13	AMIT KUMAR PATNI	261899	1.2501	0	0.00	0.00	0	0	0	0	0	
14	RUCHI AMIT KUMAR PATNI	152540	0.7281	0	0.00	0.00	0	0	0	0	0	
15	SOBHAGMAI PATNI	130936	0.6250	0	0.00	0.00	0	0	0	0	0	
16	APOORVA ASHOK KUMAR PATNI	111069	0.5301	0	0.00	0.00	0	0	0	0	0	
17	ARIHANT GAJENDRAKUMAR PATNI	101130	0.4827	0	0.00	0.00	0	0	0	0	0	
18	KANCHANRAI S PATNI	60286	0.2878	0	0.00	0.00	0	0	0	0	0	
19	SADHANA A PATNI	42814	0.2044	0	0.00	0.00	0	0	0	0	0	
20	RAJNIKANTA G PATNI	1965	0.0237	0	0.00	0.00	0	0	0	0	0	
21	AAKRITI AMBTEJANAR PATNI	2870	0.0135	0	0.00	0.00	0	0	0	0	0	

Print Date 15/07/2015

Page 5 of 8



22	AYUSHI AMITKUNJAR PATNI	2850	0.0135	0	0.00	0.00	0	0	0	0	0	0	0	0	0	0	0	0	0
23	KANCHANBAI PATNI	1000	0.0048	0	0.00	0.00	0	0	0	0	0	0	0	0	0	0	0	0	0
24	RAJKUNAR BARIATYA	760	0.0036	0	0.00	0.00	0	0	0	0	0	0	0	0	0	0	0	0	0
25	SOORAJ BARIATYA	145	0.0007	0	0.00	0.00	0	0	0	0	0	0	0	0	0	0	0	0	0
26	RAJANI GANGWAL	128	0.0006	0	0.00	0.00	0	0	0	0	0	0	0	0	0	0	0	0	0
27	MEETA DEVI GANGWAL	120	0.0006	0	0.00	0.00	0	0	0	0	0	0	0	0	0	0	0	0	0
28	PANKAJ PATNI	86	0.0004	0	0.00	0.00	0	0	0	0	0	0	0	0	0	0	0	0	0
29	MEETA DEVI GANGWAL	64	0.0003	0	0.00	0.00	0	0	0	0	0	0	0	0	0	0	0	0	0
30	RAJANI GANGWAL	56	0.0003	0	0.00	0.00	0	0	0	0	0	0	0	0	0	0	0	0	0
31	MUNISH KUMAR GANGWAL	56	0.0003	0	0.00	0.00	0	0	0	0	0	0	0	0	0	0	0	0	0
32	RAJANI GANGWAL	56	0.0003	0	0.00	0.00	0	0	0	0	0	0	0	0	0	0	0	0	0
TOTAL:		14699995	70.1648	0	0.00	0.0000	0	0	0	0	0	0	0	0	0	0	0	0	0

PRINTED ON: 15/07/2015

PAGE NO 2

Statement showing holding of securities (including shares, warrants, convertible securities) of persons belonging to the category "Public" and holding more than 1% of the total number of shares.

Sl.No	Name of the shareholder	Number of shares	Shares as a percentage of total number of shares (i.e., Grand Total (A) + (B)+(C) indicated in Statement at para (1) (a) above)	Details of warrants		Details of convertible securities		Total shares (including underlying shares assuming full conversion of warrants and convertible securities) as a % of diluted share capital
				Number of warrants	As a % total number of warrants of the same class	Number of convertible securities held	% w.r.t. total number of convertible securities of the same class	
1	BALRAM BHARWANI	750301	3.5813	0	0	0	0	0
2	MUKESH MOHANLAL KELAVALA huf	255300	1.2186	0	0	0	0	0
TOTAL:		1005601	4.7998	0	0	0	0	0

Printed Date: 15/07/2015

PAGE NO: 1




(i)(c)(ii) Statement showing holding of securities (including shares, warrants, convertible securities) of persons (together with PAC) belonging to the category "Public" and holding more than 5% of the total number of shares of the company

SR.NO	Name	Number of shares	Details of warrants			Details of convertible securities			Total shares (including underlying shares assuming full conversion of warrants and convertible securities) as a % of diluted share capital
			Number of warrants held	As a % total number of warrants of the same class	Number of convertible securities held	% w.r.t. total number of convertible securities of the same class			
			0	0	0	0	0	0	
TOTAL:			0	0	0	0	0	0	

Printed Date : 7/4/2015

(i)(d) Statement showing details of locked-in shares AS ON : 30/06/2015

Sr.No	Name of the shareholder	Number of locked-in shares	Locked-in shares as a percentage of total number of shares (i.e., Grand Total (A) + (B) + (C) indicated in Statement at para (i)(a) above)	Promoter / Promoter Group / Public
TOTAL:				



Statement showing details of Depository Receipts (DRs)

(1)(a)

Sr. No.	Type of Outstanding DR (ADRs, GDRs, SDRs etc.)	No of Outstanding DRs.	No of Shares underlying outstanding DRs	Shares underlying outstanding DRs as a Percentage of total number of shares (i.e. Grand Total (A) + (B) + (C) Indicated in statement at para(1) (a) above)
1	GDRs			
TOTAL:				

(1)(b) Statement showing holding of Depository Receipts (DRs), where underlying shares held by 'promoter / promoter group' are in excess of 1% of the total number of shares.

Sr.No.	Name of the DR Holder	Type of Outstanding DR (ADRs, GDRs, SDRs etc.)	No of Shares underlying outstanding DRs.	Shares underlying outstanding DRs as a Percentage of total number of shares (i.e. Grand Total (A) + (B) + (C) Indicated in statement at Para (1) (a) above)
1				
TOTAL:				

