



Crest Ventures Ltd. (Formerly known as Sharyans Resources Ltd.) - Shareholding Pattern as on - 30-06-2015

Introductory sub-table (I)(a)

Name of the Company - Crest Ventures Limited (formerly known as Sharyans Resources Limited)			
Scrip Code- 511413		ISIN - INE559D01011	
Quarter ended : 30th June, 2015			
Partly Paid-up shares:-	No. of partly paid-up shares	As a % of total no. of partly paid-up shares	As a % of total no. of shares of the Company
Held by promoter/promoter group	-----N. A.-----		
Held by public	-----N. A.-----		
Total	NIL	NIL	NIL
Outstanding convertible securities:-	No. of outstanding securities	As a % of total no. of outstanding convertible securities	As a % of total no. of shares of the company, assuming full conversion of the convertible securities
Held by promoter/promoter group	-----N. A.-----		
Held by public	-----N. A.-----		
Total	NIL	NIL	NIL
Warrants :-	No. of warrants	As a % of total no. of warrants	As a % of total no. of shares of the Company, assuming full conversion of warrants
Held by promoter/promoter group	-----N. A.-----		
Held by public	-----N. A.-----		
Total	NIL	NIL	NIL
Total paid-up capital of the company, assuming full conversion of warrants and convertible securities	Total paid-up capital of the Company is Rs.17,37,00,000/- divided into 1,73,70,000 Equity Shares of Rs.10/-		

For Crest Ventures Limited

Company Secretary

Crest Ventures Limited (Formerly known as Sharyans Resources Limited)

Corporate Office: 111, Maker Chambers IV | 11th Floor | Nariman Point | Mumbai – 400021 | T: +91 22 43347000 | F: +91 22 43347002
 Registered Office: Kalpataru Heritage | 4th Floor | 127, M.G. Road | Fort | Mumbai – 400001 | T: +91 22 40512500 | F: +91 22 40512555
 www.crest.co.in | CIN-L99999MH1982PLC102697



Statement showing Shareholding Pattern

For the Quarter ended - 30th June, 2015

Category code	Category of Shareholder	Number of Shareholders	Total number of shares	Number of shares held in demat form	Total shareholding as a percentage of total number of shares		Shares Pledged or otherwise encumbered	
					As a percentage of (A+B)	As a percentage of (A+B+C)	Number of Shares	As a Percentage
(I)	(II)	(III)	(IV)	(V)	(VI)	(VII)	(VIII)	(IX)=(VIII)/(IV)*100
(A)	Shareholding of Promoter and Promoter Group							
(1)	Indian							
(a)	Individuals/Hindu Undivided Family	1	944435	944435	5.4372	5.4372	0	0.0000
(b)	Central Government/State Government(s)	0	0	0	0.0000	0.0000	0	0.0000
(c)	Bodies Corporate	3	8873054	8873054	51.0826	51.0826	0	0.0000
(d)	Financial Institutions/ Banks	0	0	0	0.0000	0.0000	0	0.0000
(e)	Any Other (specify)	0	0	0	0.0000	0.0000	0	0.0000
	Sub-Total(A)(1)	4	9817489	9817489	56.5198	56.5198	0	0.0000
2	Foreign							
a	Individuals (Non-Residents Individuals/ Foreign Individuals)	0	0	0	0	0	0	0.0000
b	Bodies Corporate	0	0	0	0	0	0	0.0000
c	Institutions	0	0	0	0	0	0	0.0000
d	Qualified Foreign Investors	0	0	0	0	0	0	0.0000
e	Any Other (specify)	0	0	0	0	0	0	0.0000
	Sub-Total(A)(2)	0	0	0	0.0000	0.0000	0	0.0000
	Total Shareholding of Promoter and Promoter Group (A)= (A)(1)+(A)(2)	4	9817489	9817489	56.5198	56.5198	0	0.0000
(B)	Public shareholding							
1	Institutions							
(a)	Mutual Funds/ UTI	0	0	0	0.0000	0	0	0.0000
(b)	Financial Institutions/ Banks	0	0	0	0.0000	0	0	0.0000
(c)	Central Government/ State Government(s)	0	0	0	0.0000	0	0	0.0000
(d)	Venture Capital Funds	0	0	0	0.0000	0	0	0.0000
(e)	Insurance Companies	2	624065	624065	3.5928	3.5928	0	0.0000
(f)	Foreign Institutional Investors	1	630000	630000	3.6269	3.6269	0	0.0000
(g)	Foreign Venture Capital Investors	0	0	0	0	0	0	0.0000
(h)	Qualified Foreign Investors	0	0	0	0	0	0	0.0000
(i)	Any Other	0	0	0	0	0	0	0.0000
	Sub-Total (B)(1)	3	1254065	1254065	7.2197	7.2197	0	0.0000

Crest Ventures Limited (Formerly known as Sharyans Resources Limited)

Corporate Office: 111, Maker Chambers IV | 11th Floor | Nariman Point | Mumbai - 400021 | T: +91 22 43347000 | F: +91 22 43347002


Registered Office: Kalpataru Heritage | 4th Floor | 127, M.G. Road | Fort | Mumbai - 400001 | T: +91 22 40512500 | F: +91 22 40512555

www.crest.co.in | CIN-L99999MH1982PLC102697

Category code	Category of Shareholder	Number of Shareholders	Total number of shares	Number of shares held in demat form	Total shareholding as a percentage of total number of shares		Shares Pledged or otherwise encumbered	
					As a percentage of (A+B) (VI)	As a percentage of (A+B+C) (VII)	Number of Shares (VIII)	As a Percentage (IX)=(VIII)/(IV)*100
(I)	(II)	(III)	(IV)	(V)	(VI)	(VII)	(VIII)	(IX)=(VIII)/(IV)*100
B 2	Non-institutions							
(a)	Bodies Corporate	90	710546	710296	4.0907	4.0907	0	0.0000
(b)	Individuals -							
	i. Individual shareholders holding nominal share capital up to Rs. 1 lakh	3876	1234455	1140186	7.1068	7.1068	3492	0.2829
	ii. Individual shareholders holding nominal share capital in excess of Rs. 1 lakh	25	1065926	1065926	6.1366	6.1366	0	0.0000
(c)	Qualified Foreign Investors	0	0	0	0.0000	0.0000	0	0.0000
(d)	Any Other (specify)							
	Clearing Members	34	22558	22558	0.1299	0.1299	0	0.0000
	Foreign Portfolio Investor (Corporate)	1	510000	510000	2.9361	2.9361	0	0.0000
	NRIs (Repatriation)	36	222265	222265	1.2796	1.2796	0	0.0000
	NRIs (Non-Repatriation)	13	2532696	2532696	14.5809	14.5809	0	0.0000
	Sub-Total (B)(2)	4075	6298446	6203927	36.2605	36.2605	3492	0.0554
(B)	Total Public Shareholding (B) = (B)(1)+(B)(2)	4078	7552511	7457992	43.4802	43.4802	3492	0.0462
	TOTAL (A)+(B)	4082	17370000	17275481	100.0000	100.0000	3492	0.0201
(C)	Shares held by Custodians and against which Depository Receipts have been issued							
1)	Promoter and Promoter Group	0	0	0	0	0	0	0
2)	Public	0	0	0	0	0	0	0
	Sub-Total (C)	0	0	0	0	0	0	0
	GRAND TOTAL (A)+(B)+(C)	4082	17370000	17275481	100.0000	100.0000	3492	0.0201

----- N. A. -----

For Crest Ventures Limited



Company Secretary

(I)(b) Statement showing holding of securities (including shares, warrants, convertible securities) of persons belonging to the category "Promoter and Promoter Group"

Sr. No.	Name of the shareholder	Details of Shares held		Encumbered shares (*)			Details of warrants		Details of Convertible securities		Total shares (including underlying shares assuming full conversion of warrants and convertible securities) as a % of diluted share capital
		Number of shares held	As a % of grand Total (A)+(B)+(C)	No.	As a Percentage (VI) = (V)/(III)*100	As % of grand total(A)+(B)+(C) of sub-clause (I)(a)	Number of warrants held	As a % of total Number of warrants of the same class	Number of convertible securities held	As a % of total number of convertible securities of the same class	
(I)	(II)	(III)	(IV)	(V)	(VI)	(VII)	(VIII)	(IX)	(X)	(XI)	(XII)
1	Mr. Vijay Choraria	944,435	5.4372	0	0	N.A.	0	0	0	0	5.4372
2	Fine Estates Private Ltd.	7,027,810	40.4595	0	0	N.A.	0	0	0	0	40.4595
3	A. K. Equities Private Ltd.	1,238,404	7.1296	0	0	N.A.	0	0	0	0	7.1296
4	V. J. Finsecurities Private Ltd.	606,840	3.4936	0	0	N.A.	0	0	0	0	3.4936
	TOTAL	9,817,489	56.5198	0	0	N.A.	0	0	0	0	56.5198

(*) The term "encumbrance" has the same meaning as assigned to it in regulation 28(3) of the SAST Regulations, 2011



(l)(c)(i) Statement showing holding of securities (including shares, warrants, convertible securities) of persons belonging to the category "Public" and holding more than 1 % of the total number of shares

Sr. No.	Name of the shareholder	Number of shares held	Shares as a percentage of total number of shares {i.e., Grand Total (A)+(B)+(C) indicated in Statement at para (l)(a) above}	Details of Warrants		Details of convertible securities		Total shares (including underlying shares assuming full conversion of warrants and convertible securities) as a % of diluted share capital
				Number of warrants held	As a % of total Number of warrants of the same class	Number of convertible securities held	% w.r.t total number of convertible securities of the same class	
1	Pishu V Chainani	2,500,000	14.3926	0	0	0	0	0
2	Hypnos Fund Ltd.	510,000	2.9361	0	0	0	0	0
3	Orange Mauritius Investment Ltd.	630,000	3.6269	0	0	0	0	0
4	General Insurance Company	337,373	1.9423	0	0	0	0	0
5	Mirraj Marketing Company LLP	301,754	1.7372	0	0	0	0	0
6	United India Insurance Company Ltd.	286,692	1.6505	0	0	0	0	0
7	Pulkit N. Sekhsaria	225,000	1.2953	0	0	0	0	0
	TOTAL	4,790,819	27.5810	0	0	0	0	0




(l)(c)(ii) Statement showing holding of securities (including shares, warrants, convertible securities) of persons (together with PAC) belonging to the category "Public" and holding more than 5% of the total number of shares of the company

Sr. No.	Name(s) of the shareholder(s) and the Persons Acting in Concert (PAC) with them	Number of shares	Shares as a percentage of total number of shares {i.e., Grand Total (A)+(B)+(C) indicated in Statement at para (l)(a) above}	Details of warrants		Details of convertible securities		Total shares (including underlying shares assuming full conversion of warrants and convertible securities) as a % of diluted share capital
				Number of warrants	As a % total number of warrants of the same class	Number of convertible securities held	% w.r.t total number of convertible securities of the same class	
1	PISHU V CHAINANI	2,500,000	14.3926	NIL	NIL	NIL	NIL	NIL
	Total	2,500,000	14.3926	NIL	NIL	NIL	NIL	NIL




(I)(d) Statement showing details of locked-in shares.

Sr. No.	Name of the shareholder	Number of locked in shares.	Locked-in shares as a percentage of total number of shares {i.e., Grand Total (A)+(B)+(C) indicated in Statement at para (I)(a) above}
	NIL	NIL	NIL
Total			



(II)(a) Statement showing details of Depository Receipts (DRs)

Sr. No.	Type of outstanding DR (ADRs, GDRs, SDRs, etc.)	Number of outstanding DRs	Number of shares underlying outstanding DRs	Shares underlying outstanding DRs as a percentage of total number of shares {i.e., Grand Total (A)+(B)+(C) indicated in Statement at para (I)(a) above}
	NIL	NIL	NIL	NIL
Total				



(II)(b) Statement showing holding of Depository Receipts (DRs), where underlying shares held by "promoter/promoter Group" are in excess of 1% of the total number of shares

Sr. No.	Name of the DR Holder	Type of outstanding DR (ADRs, GDRs, SDRs, etc.)	Number of shares underlying outstanding DRs	Shares underlying outstanding DRs as a percentage of total number of shares {i.e., Grand Total (A)+(B)+(C) indicated in Statement at para (I)(a) above}
Total	NIL	NIL	NIL	NIL

