


NAME OF THE COMPANY : I-POWER  
 SCRIP CODE :  
 QUARTER ENDED :  
 SHAREHOLDING PATTERN AS ON : 30-Jun-2015

CLAUSE 35  
 Introductory sub-table (I/a)  
 NAME OF THE SCRIP :  
 CLASS OF SECURITY : EQUITY

	No. of Partly paid-up shares	As a % of total no. of partly paid-up shares	As a % of total no. of shares of the company
Partly paid-up shares:-			
Held by promoter/promoter group			
Held by public			
Total - D			
Outstanding convertible securities:-	No. of outstanding securities	As a % of total no. of outstanding convertible securities	As a % of total no. of shares of the company, assuming full conversion of the convertible securities
Held by promoter/promoter group			
Held by public			
Total - E			
Warrants:-	No. of warrants	As a % of total no. of warrants	As a % of total no. of shares of the company, assuming full conversion of warrants
Held by promoter/promoter group			
Held by public			
Total - F			
Total paid-up capital of the company, assuming full conversion of warrants and convertible securities	4449000		




CLAUSE 35  
Introductory sub-table (I)(a)

NAME OF THE COMPANY : I-POWER  
STATE CODE :  
QUARTER ENDED :  
SHAREHOLDING PATTERN AS ON : 30-Jun-2015

NAME OF THE SCRIP :  
CLASS OF SECURITY : EQUITY

STATEMENT SHOWING SHAREHOLDING PATTERN  
TABLE (I)(a)

CATE GORY CODE	CATEGORY OF SHARE HOLDER	NO. OF HOLDERS	TOTAL NO. OF SHARES	SHARES IN DEMAT	TOTAL SHAREHOLDING AS A PERCENTAGE OF TOTAL NUMBER OF SHARES		SHARES PLEDGED OR OTHERWISE ENCUMBERED	As a percentage of ((VII)/(IX))*100
					AS A % OF (A+B) (VI)	AS A % OF (A+B+C) (VII)		
(I)	(II)	(III)	(IV)	(V)				
A.	SHAREHOLDING OF PROMOTER AND PROMOTER GROUP							
1.	INDIAN							
a.	INDIVIDUALS/HINDU UNDIVIDED FAMILY	2	4550	2500	0.1022	0.1022	0	0.0000
b.	CENTRAL GOVERNMENT/ STATE GOVERNMENT(S)	0	0	0	0.0000	0.0000	0	0.0000
c.	BODIES CORPORATE	0	0	0	0.0000	0.0000	0	0.0000
d.	FINANCIAL INSTITUTIONS/ BANKS	0	0	0	0.0000	0.0000	0	0.0000
e.	ANY OTHER							
	SUB - TOTAL (A)(1)	2	4550	2500	0.1022	0.1022	0	0.0000
2.	FOREIGN							
a.	INDIVIDUALS (NON-RESIDENT INDIVIDUALS/ FOREIGN INDIVIDUALS)	0	0	0	0.0000	0.0000	0	0.0000
b.	BODIES CORPORATE	0	0	0	0.0000	0.0000	0	0.0000
c.	INSTITUTIONS	0	0	0	0.0000	0.0000	0	0.0000
d.	QUALIFIED FOREIGN INVESTOR	0	0	0	0.0000	0.0000	0	0.0000
e.	ANY OTHER DIRECTORS/RELATIVE NRI	3	3116631	3117431	70.0973	70.0973	0	0.0000
	SUB - TOTAL (A)(2)	3	3116631	3117431	70.0973	70.0973	0	0.0000
	TOTAL SHARE HOLDING OF PROMOTER AND PROMOTER GROUP (A) = (A)(1)+(A)(2)	5	3123181	3119931	70.1996	70.1996	0	0.0000




NAME OF THE COMPANY : I-POWER  
 SCRIIP CODE :  
 QUARTER ENDED :  
 SHAREHOLDING PATTERN AS ON : 30-Jun-2015

CLAUSE 35  
 Introductory sub-table (1)(a)

NAME OF THE SCRIIP :  
 CLASS OF SECURITY : EQUITY

STATEMENT SHOWING SHAREHOLDING PATTERN  
 TABLE (1)(a)

CATE GORY CODE	CATEGORY OF SHARE HOLDER	NO. OF HOLDERS	TOTAL NO. OF SHARES	SHARES IN DEMAT	TOTAL SHAREHOLDING AS A PERCENTAGE OF TOTAL NUMBER OF SHARES	AS A % OF (A+B) (VI)	AS A % OF (A+B+C) (VII)	Number of shares (VIII)	As a Percentage (IX)= (VIII)/(IV)*100
<b>B. PUBLIC SHAREHOLDING</b>									
<b>1. INSTITUTIONS</b>									
a.	MUTUAL FUNDS/UTI	0	0	0	0.0000	0.0000	0.0000	NA	NA
b.	FINANCIAL INSTITUTIONS/ BANKS	0	0	0	0.0000	0.0000	0.0000	NA	NA
c.	CENTRAL GOVERNMENT/ STATE GOVERNMENT(S)	0	0	0	0.0000	0.0000	0.0000	NA	NA
d.	VENTURE CAPITAL FUNDS	0	0	0	0.0000	0.0000	0.0000	NA	NA
e.	INSURANCE COMPANIES	0	0	0	0.0000	0.0000	0.0000	NA	NA
f.	FOREIGN INSTITUTIONAL INVESTORS	0	0	0	0.0000	0.0000	0.0000	NA	NA
g.	FOREIGN VENTURE CAPITAL INVESTORS	0	0	0	0.0000	0.0000	0.0000	NA	NA
h.	QUALIFIED FOREIGN INVESTOR	0	0	0	0.0000	0.0000	0.0000	NA	NA
i.	ANY OTHER	0	0	0	0.0000	0.0000	0.0000	NA	NA
SUB - TOTAL (B)(1)		0	0	0	0.0000	0.0000	0.0000	NA	NA




NAME OF THE COMPANY : I-POWER  
 SCHEME ENDED :  
 QUARTER ENDED :  
 SHAREHOLDING PATTERN AS ON : 30-Jun-2015

Introductory sub-table (I)(a)  
 NAME OF THE SCRIP :  
 CLASS OF SECURITY : EQUITY


STATEMENT SHOWING SHAREHOLDING PATTERN  
 TABLE (I)(a)

CATE GORY OF SHARE HOLDER CODE	(I)	(II)	NO. OF HOLDERS	TOTAL NO. OF SHARES	SHARES IN DEMAT	TOTAL SHAREHOLDING AS A PERCENTAGE OF TOTAL NUMBER OF SHARES		Number of Shares (VII)	As a Percentage of (VII)*(IX) = (X)	
						AS A % OF (VI)	AS A % OF (A+B+C) (VII)			
2. NON-INSTITUTIONS										
a. BODIES CORPORATE			39	62496	62496	1.4047	1.4047	NA	NA	
b. INDIVIDUALS - INDIVIDUAL SHAREHOLDERS HOLDING NOMINAL SHARE CAPITAL UP TO RS. 1 LAKH			1550	922989	913439	20.7459	20.7459	NA	NA	
c. QUALIFIED FOREIGN INVESTOR			11	271973	271973	6.1131	6.1131	NA	NA	
d. ANY OTHER CLEARING MEMBERS DIRECTORS AND THEIR RELATIVES HINDU UNDIVIDED FAMILIES NON RESIDENT INDIANS			1 37 4 43	200 63937 4024 68361	200 53937 4024 68361	0.0044 1.4771 0.0904 1.5365	0.0044 1.4771 0.0904 1.5365	NA NA NA NA	NA NA NA NA	
SUB - TOTAL (B)(2)			1643	1325819	1316269	29.8003	29.8003	NA	NA	
TOTAL PUBLIC SHAREHOLDING (B) = (B)(1)+(B)(2)			1643	1325819	1316269	29.8003	29.8003	NA	NA	
TOTAL (A)+(B)			1648	4449000	4436200	100.0000	100.0000	0	0.0000	
C. SHARES HELD BY CUSTODIANS AND AGAINST WHICH DEPOSITORY RECEIPTS HAVE BEEN ISSUED										
Promoter and Promoter Group Public			0	0	0	0.0000	0.0000	NA	NA	
TOTAL CUSTODIAN (C)			0	0	0	0.0000	0.0000	NA	NA	
GRAND TOTAL (A)+(B)+(C)			1648	4449000	4436200	100.0000	100.0000	0	0.0000	



I-POWER  
 (1)(b) Statement showing holding of securities (including shares, warrants, convertible securities) of persons belonging to the category "Promoter and Promoter Group" - 30-Jun-2015


Sr. No.	Name of the shareholder	Details of Shares held				Encumbered shares (%)		Details of warrants		Details of convertible securities			Total shares (including underlying shares assuming full conversion of warrants and convertible securities) as a % of diluted share capital (XII)
		No. of Shares held	As a % of grand total (A)+(B)+(C)	No. of Shares held	As a percentage grand total (A)+(B)+(C) of sub-clause (I)(a)	(VI)=(U)/(VII)*100	(VIII)	As a % total number of warrants of the same class (IX)	Number of convertible securities held	As a % total number of convertible securities of the same class (XI)	Number of convertible securities held		
(I)	(II)	(III)	(IV)	(V)	(VI)	(VII)	(VIII)	(IX)	(X)	(XI)	(XII)		
1	D. RAJICHANDRA BABU	2050	0.0460	0	0.0000	0.0000	0	0.0000	0	0.0000	0.0460		
2	VAASUBATHY PARANDHARAN	1200	0.0269	0	0.0000	0.0000	0	0.0000	0	0.0000	0.0269		
3	VENUGOPALAN PARANDHARAN	106644	2.3974	0	0.0000	0.0000	0	0.0000	0	0.0000	2.3974		
4	PARANDHARAN RAJICHANDRA BABU	2500	0.0561	0	0.0000	0.0000	0	0.0000	0	0.0000	0.0561		
5	VENUGOPALAN PARANDHARAN	3010767	67.6728	0	0.0000	0.0000	0	0.0000	0	0.0000	67.6728		
	TOTAL	3123181	70.1996	0	0.0000	0.0000	0	0.0000	0	0.0000	70.1996		



I-FORMER

(1)(c)(1) Statement showing holding of securities (including shares, warrants, convertible securities) of persons belonging to the category "Public" and holding more than 1% of the total number of shares - 30-Jun-2015


Sr. No.	Name of the shareholder	No. of Shares held	Shares as a percentage of total number of shares (i.e., Grand Total (A)+(B)+(C) indicated in Statement at para(D)(a) above)	Details of warrants		Details of convertible securities		Total shares (including underlying shares assuming full conversion of warrants and convertible securities) as a % of diluted share capital
				Number of warrants held	As a % of total number of warrants of the same class	Number of convertible securities held	% w.r.t total number of convertible securities of the same class	
1	KONIDALA NEERAJA	46747	1.0507	0	0.0000	0	0.0000	1.0507
2	IRAKASUBRAMANIAM G	58491	1.3146	0	0.0000	0	0.0000	1.3146
	TOTAL	105238	2.3654	0	0.0000	0	0.0000	2.3654



I-POWER


(1)(c)(ii) Statement showing holding of securities (including shares, warrants, convertible securities) of persons (together with PAC) belonging to the category "Public" and holding more than 5% of the total number of shares of the company - 30-Jun-2015

Sr.No	Name(s) of the shareholder(s) and the Persons Acting in Concert (PAC) with them	No. of Shares held	Shares as a percentage of total number of shares (i.e., Grand Total (A)+(B)+(C) indicated in Statement at para(I)(a) above)	Details of warrants		Details of convertible securities		Total shares (including underlying shares assuming full conversion of warrants and convertible securities) as a % of diluted share capital
				Number of warrants held	As a % total number of warrants of the same class	Number of convertible securities held	% w.r.t total number of convertible securities of the same class	
	NIL							



I-POWER  
 (1)(d) STATEMENT SHOWING DETAILS OF LOCKED-IN SHARES - 30-Jun-2015


SL. NO	NAME OF THE SHARE HOLDER	NUMBER OF LOCKED IN SHARES	LOCKED-IN SHARES AS A % OF TOTAL NUMBER OF SHARES (i.e., GRAND TOTAL (A)+(B)+(C) INDICATED IN STATEMENT AT PARA (1)(a) ABOVE}	Promoter / Promoter Group / Public
	MTL			





**I-POWER**  
**(I)(a) STATEMENT SHOWING DETAILS OF DEPOSITORY RECEIPTS (DRs) - 30-Jun-2015**

Sl. No	Type of Outstanding DR (ADRs, GDRs, SDRs, etc.)	Number of Outstanding DRs	Number of Shares Underlying Outstanding DRs	Shares Underlying Outstanding DRs as a % of Total Number of Shares (i.e., Grand Total ((A)+(B)+(C) Indicated in Statement at Para (I)(a) Above)
	NIL			



I-POWER

(II)(b) STATEMENT SHOWING HOLDING OF DEPOSITORY RECEIPTS (DRs), WHERE UNDERLYING SHARES HELD BY PROMOTER/PROMOTER GROUP ARE IN EXCESS OF 1% OF THE TOTAL NUMBER OF SHARES - 30-Jun-2015

SL. NO	NAME OF THE DR HOLDER	TYPE OF OUTSTANDING DR (ADRs, GDRs, SDRs, etc.)	NUMBER OF SHARES UNDERLYING OUTSTANDING DRs	SHARES UNDERLYING DRs AS A % OF TOTAL NUMBER OF UNDERLYING SHARES (i.e., GRAND TOTAL OUTSTANDING DRs	STATEMENT AT PARA (I)(a) ABOVE)
	NIL				

