



**Format for disclosures under Regulation 29(2) of SEBI (Substantial Acquisition of Shares and Takeovers) Regulations, 2011**

Name of the Target Company (TC)	MANAKSIA COATED METALS & INDUSTRIES LIMITED		
Name(s) of the acquirer and Persons Acting in Concert (PAC) with the acquirer	As per Annexure - I		
Whether the acquirer belongs to Promoter/Promoter group	Yes		
Name(s) of the Stock Exchange(s) where the shares of TC are Listed	BSE Limited National Stock Exchange of India Limited		
Details of the acquisition / disposal as follows	<b>Number</b>	<b>% w.r.t. total share/voting capital wherever applicable (*)</b>	<b>% w.r.t. total diluted share/voting capital of the TC (**)</b>
<b>Before the acquisition/disposal under consideration, holding of :</b>			
a) Shares carrying voting rights	As per Annexure - I		
b) Shares in the nature of encumbrance (pledge/lien/non-disposal undertaking/ others)	--	--	--
c) Voting rights (VR) otherwise than by equity shares	--	--	--
d) Warrants/convertible securities/any other instrument that entitles the acquirer to receive shares carrying voting rights in the TC (specify holding in each category)	--	--	--
<b>e) Total (a+b+c+d)</b>	<i>As per Annexure - I</i>		
<b>Details of acquisition/sale</b>			
a) Shares carrying voting rights acquired/sold	As per Annexure - I		
b) VRs acquired /sold otherwise than by shares	--	--	--
c) Warrants/convertible securities/any other instrument that entitles the acquirer to receive shares carrying voting rights in the TC (specify holding in each category) acquired/sold	--	--	--
d) Shares encumbered / invoked/released by the acquirer.	--	--	--






e) Total (a+b+c+/-d)	As per Annexure - I
<b>After the acquisition/sale, holding of:</b>	
a) Shares carrying voting rights	As per Annexure - I
b) Shares encumbered with the acquirer	--
c) VRs otherwise than by equity shares	--
d) Warrants/convertible securities/any other instrument that entitles the acquirer to receive shares carrying voting rights in the TC (specify holding in each category) after acquisition	--
e) Total (a+b+c+d)	As per Annexure - I
Mode of acquisition/sale (e.g. open market / off-market / public issue / rights issue / preferential allotment / inter-se transfer etc.)	Inter se Transfer
Date of acquisition / sale of shares / VR or date of receipt of intimation of allotment of shares, whichever is applicable	22/07/2015
Equity share capital / total voting capital of the TC before the said acquisition/sale	6,55,34,050 equity shares of Re. 1/- each
Equity share capital/ total voting capital of the TC after the said acquisition/sale	6,55,34,050 equity shares of Re. 1/- each
Total diluted share/voting capital of the TC after the said acquisition/sale	6,55,34,050 equity shares of Re. 1/- each

**Note:**

(\*) Total share capital/ voting capital to be taken as per the latest filing done by the company to the Stock Exchange under Clause 35 of the listing Agreement.

(\*\*) Diluted share/voting capital means the total number of shares in the TC assuming full conversion of the outstanding convertible securities/warrants into equity shares of the TC.

  
Sunil Kumar Agrawal

  
Basudeo Agrawal

  
Suresh Kumar Agrawal

(on behalf of Self, acquirers, sellers and other constituents of Promoter Group)

Signature of the acquirer / seller / Authorised Signatory

Place: Kolkata

Date: 22/07/2015

## Name of the Target Company : Manaksia Coated Metals &amp; Industries Limited

## Annexure - I

Sl. No.	Particulars	Pre-Transaction			Transaction			Post Transaction		
		Number	% w.r.t. Total share capital	% w.r.t. Total diluted share capital	Number	% w.r.t. Total share capital	% w.r.t. Total diluted share capital	Number	% w.r.t. Total share capital	% w.r.t. Total diluted share capital
Acquirers:										
1	SUNIL KUMAR AGRAWAL	16,16,060	2.466	2.466	132,87,920	20.276	20.276	149,03,980	22.742	22.742
2	SUSHIL KUMAR AGRAWAL	8,52,875	1.301	1.301	134,14,480	20.469	20.469	142,67,355	21.771	21.771
Sellers										
1	BASUDEO AGRAWAL	132,87,920	20.276	20.276	-132,87,920	-20.276	-20.276	-	-	-
2	SURESH KUMAR AGRAWAL	134,14,480	20.469	20.469	-134,14,480	-20.469	-20.469	-	-	-
Others: PAC										
1	MAHABIR PRASAD AGRAWAL	54,48,245	8.314	8.314				54,48,245	8.314	8.314
2	KARAN AGRAWAL	17,97,185	2.742	2.742				17,97,185	2.742	2.742
3	ANIRUDHA AGRAWAL	13,74,560	2.097	2.097				13,74,560	2.097	2.097
4	SHAILAJA AGRAWAL	4,97,810	0.760	0.760				4,97,810	0.760	0.760
5	MANJU AGRAWAL	4,87,125	0.743	0.743				4,87,125	0.743	0.743
6	KANTA DEVI AGRAWAL	4,82,060	0.736	0.736				4,82,060	0.736	0.736
7	MAHABIR PRASAD AGRAWAL (HUF)	4,64,060	0.708	0.708				4,64,060	0.708	0.708
8	BASUDEO AGRAWAL (HUF)	4,64,060	0.708	0.708				4,64,060	0.708	0.708
9	SUNIL KUMAR AGRAWAL (HUF)	3,93,750	0.601	0.601				3,93,750	0.601	0.601
10	SUSHIL KUMAR AGRAWAL (HUF)	3,38,250	0.516	0.516				3,38,250	0.516	0.516
11	SURESH KUMAR AGRAWAL (HUF)	3,37,500	0.515	0.515				3,37,500	0.515	0.515
	Total	412,55,940	62.953	62.953	-	-	-	412,55,940	62.953	62.953




Sunil Kumar Agrawal

(on behalf of self and other constituents of Promoter Group)



Basudeo Agrawal



Suresh Kumar Agrawal