

=====
 Name of the Company : LKP FINANCE LIMITED
 Scrip Code, Name of the 507912
 scrip, class of security
 :


Quarter ended : 30/06/2015
 =====

Partly paid-up shares:-	No. of partly paid-up shares	As a % of total no. of partly paid-up shares	As a % of total no. of shares of the company
Held by promoter/promoters group	NIL	NIL	NIL
Held by public	NIL	NIL	NIL
Total - D	NIL	NIL	NIL

Outstanding convertible securities:-	No. of outstanding securities	As a % of total No. of outstanding convertible securities	As a % of total no. of shares of the company, assuming full conversion of the convertible securities
Held by promoter/promoter group	NIL	NIL	NIL
Held by public	NIL	NIL	NIL
Total - E	NIL	NIL	NIL

Warrants:-	No. of warrants	As a % of total no. of warrants	As a % of total no. of shares of the company, assuming full conversion of warrants
Held by promoter/promoter group	NIL	NIL	NIL
Held by public	NIL	NIL	NIL
Total - F	NIL	NIL	NIL

=====
 Total paid-up capital of the company assuming full conversion of warrants and convertible securities
 12198023
 =====

For LKP Finance Li

 Company Secy

CLAUSE - 35

(1)(a) Statement showing Shareholding Pattern

Name of the Company: LKP FINANCE LIMITED

Script Code 507912

Quarter ended on : 30/06/2015

Category of Shareholder	Number of Shareholders	Total Number of Shares	Number of Shares held in dematerialized form	Total Shareholding as a % of total number of shares A+B	Total Shareholding as a % of total number of shares A+B+C	Shares Pledged or otherwise encumbered No. of shares	As a percentage
Shareholding of Promoter and Promoter Group							
A 1 Indian Individuals/HUFs	0	0	0	0.00	0.00	0	0.00
a Central Govt./State Govt.	0	0	0	0.00	0.00	0	0.00
b Bodies Corporate	3	3257727	3257727	26.71	26.71	0	0.00
c Financial Institutions/Banks	0	0	0	0.00	0.00	0	0.00
d Any Other Directors Relatives	2	116725	116725	0.96	0.96	0	0.00
e01 Directors	2	4483608	4483608	36.76	36.76	2056536	45.87
e02 Directors	2	116725	116725	0.96	0.96	0	0.00
Sub Total : A 1	7	7858060	7858060	64.42	64.42	2056536	26.17
Foreign							
2 Foreign Individuals(NRI/Foreign Individuals)	0	0	0	0.00	0.00	0	0.00
a Bodies Corporate	0	0	0	0.00	0.00	0	0.00
b Institutions	0	0	0	0.00	0.00	0	0.00
c Qualified Foreign Investor	0	0	0	0.00	0.00	0	0.00
d Any Other (specify)	0	0	0	0.00	0.00	0	0.00
Sub Total : A 2	0	0	0	0.00	0.00	0	0.00
Sub Total : A	7	7858060	7858060	64.42	64.42	2056536	26.17

B Public shareholding											
1	Institutions	3	1400	0	0.01	0.01	0	0.00			
a	Mutual Funds/UTI	4	2550	50	0.02	0.02	0	0.00			
b	Financial Institutions/Banks	0	0	0	0.00	0.00	0	0.00			
c	Central Govt./State Govt.	0	0	0	0.00	0.00	0	0.00			
d	Venture Capital Funds	0	0	0	0.00	0.00	0	0.00			
e	Insurance Companies	0	0	0	0.00	0.00	0	0.00			
f	Foreign Institutional Investors	2	353658	353658	2.90	2.90	0	0.00			
g	Foreign Venture Capital Investors	0	0	0	0.00	0.00	0	0.00			
h	Qualified Foreign Investor	0	0	0	0.00	0.00	0	0.00			
i	Any other	0	0	0	0.00	0.00	0	0.00			
Sub Total : B 1		9	357608	353708	2.93	2.93	0	0.00			
2 Non-Institutions											
a	Bodies Corporate	133	1061902	1052890	8.71	8.71	0	0.00			
bi	Ind-Hold nominal shr capital upto Rs.1L	5325	1508594	1182588	12.37	12.37	0	0.00			
bi1	Ind-Hold nominal shr capital in excess	21	340496	340496	2.79	2.79	0	0.00			
c	Qualified Foreign Investor	0	0	0	0.00	0.00	0	0.00			
d	Any Other	0	0	0	0.00	0.00	0	0.00			
d01	Others	0	0	0	0.00	0.00	0	0.00			
d02	Clearing member	11	1617	1617	0.01	0.01	0	0.00			
d03	NRIs	285	169165	87340	1.55	1.55	0	0.00			
d04	NRI Corp Bodies	0	0	0	0.00	0.00	0	0.00			
d05	Foreign Corp Bodies (Including FDI)	1	727489	727489	5.96	5.96	0	0.00			
d06	Customers	0	0	0	0.00	0.00	0	0.00			
d07	Suppliers	0	0	0	0.00	0.00	0	0.00			
d08	Foreign Nationals	0	0	0	0.00	0.00	0	0.00			
d09	Trusts	1	200	200	0.00	0.00	0	0.00			
d10	Foreign (Promoters)	0	0	0	0.00	0.00	0	0.00			
d11	Directors	1	152892	152892	1.25	1.25	0	0.00			
d12	Directors Relatives	0	0	0	0.00	0.00	0	0.00			
d13	Foreign Individuals (Including FDI)	0	0	0	0.00	0.00	0	0.00			



CLAUSE - 35


(I)(a) Statement showing Shareholding Pattern

Name of the Company: LKP FINANCE LIMITED

Script Code 507912

Quarter ended on : 30/06/2015


Category of shareholder	Number of share holders	Total number of shares	Number of dematerialized form	Number of shares held in as a % of total number of shares A + B	Total shareholding as a % of total number of shares A+B+C	Shares Pledged or otherwise encumbered No. of AS B shares percentage
Sub Total : B 2						
	5778	3982355	3545512	32.65	32.65	0
Sub Total : B						
	5787	4339963	3899220	35.58	35.58	0
Total of A + B						
	5794	12198023	11757280	100.00	100.00	2056536
C Shares held by Custodians and against which Depository receipt have been issued						
1 Promoters and Promoter Group	0	0	0	0.00	0.00	0
2 Public	0	0	0	0.00	0.00	0
Sub Total : C						
	0	0	0	0.00	0.00	0
Sub Total : C						
	0	0	0	0.00	0.00	0
Total of A + B + C						
	5794	12198023	11757280	100.00	100.00	2056536
						16.86

For LKP Finance Limited,

 Company Secretary

(I)(b) Statement showing holding of securities (including shares, warrants, convertible securities) of persons belonging to the category - Promoter and Promoter Group

SrNo	Name of the shareholder	Details of Shares held			Encumbered shares (*)			Details of warrants			Details of convertible securities			Total shares (including underlying shares assuming full conversion of warrants and convertible securities) as a % of diluted share capital
		No of shares held	As a % of grand total (A) + (B) + (C)	No.	As a %	As a % of grand total (A)+(B)+(C) of sub-clause (I)(a)	No of warrants held	As a % Total Number of warrants of the same class	No of convertible securities	As a % Total No of convertible securities	No of convertible securities	As a % Total No of convertible securities		
1	BHAVNA HOLDINGS PRIVATE LTD	709505	5.82	0	0.00	0.00	0	0.00	0	0.00	0	0.00	0.00	
2	IRA PRAJIT DOSHI	100000	0.82	0	0.00	0.00	0	0.00	0	0.00	0	0.00	0.00	
3	LKP SECURITIES LIMITED	707	0.01	0	0.00	0.00	0	0.00	0	0.00	0	0.00	0.00	
4	MAHENDRA VASANTRAI DOSHI	4382886	35.93	2056536	46.92	16.86	0	0.00	0	0.00	0	0.00	0.00	
5	PRAJIT M DOSHI	100722	0.83	0	0.00	0.00	0	0.00	0	0.00	0	0.00	0.00	
6	SEA GLIMPSE INVESTMENTS PVT LTD	2547515	20.88	0	0.00	0.00	0	0.00	0	0.00	0	0.00	0.00	
7	SHITAL A SONPAL	16725	0.14	0	0.00	0.00	0	0.00	0	0.00	0	0.00	0.00	
Total :		7858060	64.42	2056536	26.17	16.86	0	0.00	0	0.00	0	0.00	0.00	

(*) The term encumberance has the same meaning as assigned to it in regulation 28(3) of the SAST Regulations, 2011

For ACP Finance Limited

 Secretary

(I)(c)(i) Statement showing holding of securities (including shares, warrants, convertible securities) of persons belonging to the category - Public and holding more than 1% of the total number of shares

Sr. Name of the shareholder No.	No of shares held	Shares as a % of tot no. of shares {i.e. Grand Total (A)+(B)+(C) indicated in Statement at para (I)(a) above}	Details of warrants		Details of convertible securities		Total shares (including underlying shares assuming full conversion of warrants and convertible securities) as a % of diluted share capital
			No of warrants held	As a % Total No. of warrants of the same class	No of convertible securities	% w.r.t total of convertible securities	
1 AGRUD CAPITAL PTE LTD	727489	5.96	0	0.00	0	0.00	0.00
2 GROVSNDR INVESTMENT FUND LTD	400000	3.28	0	0.00	0	0.00	0.00
3 INDIA MAX INVESTMENT FUND LIMITED	247658	2.03	0	0.00	0	0.00	0.00
4 SADGURU EXPRESS PRIVATE LIMITED	181203	1.49	0	0.00	0	0.00	0.00
5 SAYANTA BASU	152892	1.25	0	0.00	0	0.00	0.00
6 PADMAKSHI FINANCIAL SERVICES	149493	1.23	0	0.00	0	0.00	0.00
Total	1858735	15.24	0	0.00	0	0.00	0.00

For LPP Finance Limited
[Signature]
 Company Secretary

(I)(c)(ii) Statement showing holding of securities (including shares, warrants, convertible securities) in the category - Public and holding more than 5% of the total number of shares of the company

Sr. Name(s) of the shareholder(s) and the Persons Acting in Concert (PAC) with them	No of Shares	Shares as a % of tot no of shares (i.e. Grand Total (A)+(B)+(C) indicated in Statement at para (I)(a) above}	Details of warrants		Details of convertible securities		Total shares (including underlying shares assuming full Conversion of warrants and convertible securities) as a % of diluted share capital
			No of warrants	As a % Total No. of warrants of the same Class	No of convertible securities held	% w.r.t total no. of convertible securities	

1 AGRUD CAPITAL PTE LTD	727489	5.96	0	0.00	0	0.00	0.00
Total	727489	5.96	0	0.00	0	0.00	0.00

For AKP Finance Limited
[Signature]
 Company Secretary

(1)(d) Statement showing details of locked-in shares

SP/No Name of the shareholder	Number of locked-in shares	Locked-in shares as a percentage of total number of shares (i.e., Grand Total (A)+(B)+(C) indicated in Statement at para (1)(a) above}	Promoter / Promoter Group / Public
1	0	0.00	
Total :	0	0.00	

For **AF Finance Limited**
[Signature]
Company Secretary


(II)(a) Statement showing details of Depository receipts (DRs)

Sl. No.	Type of outstanding DR ADRs, GDRs, SDRs etc.)	No of outstanding DRs	No of shares underlying outstanding DRs	Shares underlying outstanding DRs as a No of shares i.e. Grand percentage of total Total (A) + (B) + (C) indicated in Statement at para (I)(a) above)
1		0	0	0.00
	Total :	0	0	0.00

For Finance Limited
[Signature]
Company Secretary

(II)(b) Statement showing Holding of Depository Receipts (DRs), where underlying shares held by - Financial Institution, as per the total number of shares

Sr. No.	Name of the DR Holder	Type of outstanding DR ADRS, GDRs, SDRs etc.)	No of shares underlying outstanding DRs	Shares underlying outstanding DRs as a percentage of total Number of shares (i.e. Grand Total (A) + (B) + (C) indicated in Statement at para (I)(a) above)
1			0	0.00
	Total :		0	0.00

For K.P. Finance Limited

 Company Secretary