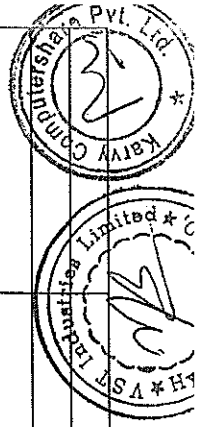



CATEGORY CODE	CATEGORY OF SHAREHOLDER	NO OF SHAREHOLDERS (III)	TOTAL NUMBER OF SHARES (IV)	NO OF SHARES HELD IN DEMATERIALIZED FORM (V)	TOTAL SHAREHOLDING AS A % OF TOTAL NO OF SHARES		SHARES PLEDGE OR OTHERWISE ENCUMBERED		
					AS a PERCENTAGE of (A+B) (VI)	As a PERCENTAGE of (A+B+C) (VII)	NUMBER OF SHARES (VIII)	AS a PERCENTAGE (IX)=(VIII)/(IV)*100	
(A)	PROMOTER AND PROMOTER GROUP								
(1)	INDIAN								
(a)	Individual /HUF	0	0	0	0.00	0.00	0	0.00	0.00
(b)	Central Government/State Government(s)	0	0	0	0.00	0.00	0	0.00	0.00
(c)	Bodies Corporate	0	0	0	0.00	0.00	0	0.00	0.00
(d)	Financial Institutions / Banks	0	0	0	0.00	0.00	0	0.00	0.00
(e)	Others	0	0	0	0.00	0.00	0	0.00	0.00
	Sub-Total A(1) :	0	0	0	0.00	0.00	0	0.00	0.00
(2)	FOREIGN								
(a)	Individuals (NRIs/Foreign Individuals)	0	0	0	0.00	0.00	0	0.00	0.00
(b)	Bodies Corporate	3	4965902	4965902	32.16	32.16	0	0.00	0.00
(c)	Institutions	0	0	0	0.00	0.00	0	0.00	0.00
(d)	Qualified Foreign Investor	0	0	0	0.00	0.00	0	0.00	0.00
(e)	Others	0	0	0	0.00	0.00	0	0.00	0.00
	Sub-Total A(2) :	3	4965902	4965902	32.16	32.16	0	0.00	0.00
	Total A=A(1)+A(2)	3	4965902	4965902	32.16	32.16	0	0.00	0.00
(B)	PUBLIC SHAREHOLDING								
(1)	INSTITUTIONS								
(a)	Mutual Funds /UTI	31	1324361	1324081	8.58	8.58			
(b)	Financial Institutions /Banks	19	14213	9619	0.09	0.09			
(c)	Central Government / State Government(s)	0	0	0	0.00	0.00			
(d)	Venture Capital Funds	0	0	0	0.00	0.00			
(e)	Insurance Companies	5	407876	398126	2.64	2.64			
(f)	Foreign Institutional Investors	20	2358439	2358389	15.27	15.27			




CATEGORY CODE	CATEGORY OF SHAREHOLDER	NO OF SHAREHOLDERS (III)	TOTAL NUMBER OF SHARES (IV)	NO OF SHARES HELD IN DEMATERIALIZED FORM (V)	TOTAL SHAREHOLDING AS A % OF TOTAL NO OF SHARES		SHARES PLEDGE OR OTHERWISE ENCUMBERED
					AS a PERCENTAGE of (A+B) (VI)	As a PERCENTAGE of (A+B+C) (VII)	
(f)							
(g)	Foreign Venture Capital Investors	0	0	0	0.00	0.00	
(h)	Qualified Foreign Investor	0	0	0	0.00	0.00	
(i)	Others	0	0	0	0.00	0.00	
	Sub-Total B(1) :	75	4104889	4090215	26.58	26.58	
(2)	NON-INSTITUTIONS						
(a)	Bodies Corporate	304	4174771	4170568	27.04	27.04	
(b)	Individuals						
	(i) Individuals holding nominal share capital upto Rs.1 lakh	13367	1817238	1314368	11.77	11.77	
	(ii) Individuals holding nominal share capital in excess of Rs.1 lakh	8	133635	91493	0.87	0.87	
(c)	Others						
	ENEMY PROPERTY	7	119532	0	0.77	0.77	
	NRI NON-REPATRIATION	7	2228	0	0.01	0.01	
	DIRECTORS AND THEIR RELATIVES	1	25	0	0.00	0.00	
	CLEARING MEMBERS	34	24055	24055	0.16	0.16	
	NON RESIDENT INDIANS	378	84123	84123	0.54	0.54	
	TRUSTS	5	14908	14908	0.10	0.10	
	NRI REPATRIATION	1	614	0	0.00	0.00	
(d)	Qualified Foreign Investor	0	0	0	0.00	0.00	
	Sub-Total B(2) :	14112	6371129	5699515	41.26	41.26	
	Total B=B(1)+B(2) :	14187	10476018	9789730	67.84	67.84	
	Total (A+B) :	14190	15441920	14755632	100.00	100.00	



CATEGORY CODE	CATEGORY OF SHAREHOLDER	NO OF SHAREHOLDERS (III)	TOTAL NUMBER OF SHARES (IV)	NO OF SHARES HELD IN DEMATERIALIZED FORM (V)	TOTAL SHAREHOLDING AS A % OF TOTAL NO OF SHARES		SHARES PLEDGE OR OTHERWISE ENCUMBERED	
					AS a PERCENTAGE of (A+B) (VI)	As a PERCENTAGE of (A+B+C) (VII)	NUMBER OF SHARES (VIII)	AS a PERCENTAGE (IX)=(VIII)/(IV)*100
(I)	(II)							
(C)	Shares held by custodians, against which Depository Receipts have been issued							
(1)	Promoter and Promoter Group	0	0	0	0.00	0.00		
(2)	Public	0	0	0	0.00	0.00		
	GRAND TOTAL (A+B+C) :	14190	15441920	14755632	100.00	0.00	0	0.00



(i)(c)(ii)	Statement showing holding of securities (including shares, warrants, convertible securities) of persons (together with PAC) belonging to the category "Public" and holding more than 5% of the total number of shares of the company							
	Sr.No.	Name(s) of the shareholder(s) and the Persons Acting in Concert (PAC) with them	Number of shares held	Shares as a percentage of total number of shares (i.e., Grant total (A)+(B)+(C) indicated in Statement at para (i)(a) above)	Details of warrants		Details of convertible securities	
Number of warrants held					As a % total number of warrants of the same class	Number of convertible securities held	% w.r.t total number of convertible securities of the same class	
1	BRIGHT STAR INVESTMENTS PVT LTD	4007118	25.95	0	0.00	0	0.00	25.95
2	MATTHEWS INDIA FUND	1223398	7.92	0	0.00	0	0.00	7.92
3	SMALLCAP WORLD FUND, INC	936571	6.07	0	0.00	0	0.00	6.07
4	HDFC TRUSTEE COMPANY LTD	971843	6.29	0	0.00	0	0.00	6.29
	TOTAL :	7138930	46.23	0	0.00	0	0.00	46.23



STATEMENT SHOWING DETAILS OF LOCKED-IN SHARES"			
(i)(d)			
Sr.No.	Name of the shareholder	Number of locked-in shares	Locked-in shares as a (%) percentage of total number of shares {i.e, Grand Total (A)+(B)+(C) Indicated in Statement at para (i)(a) above}
			Promoter/Promoter Group/Public
	TOTAL :	0	0



STATEMENT SHOWING DETAILS OF DEPOSITORY RECEIPTS (DRS)				
(II)(a)	Type of outstanding DR (ADRs, GDRs, SDRs, etc.)	Number of outstanding DRs	Number of shares underlying outstanding DRs	Shares underlying outstanding DRs as a percentage of total number of shares {i.e., Grand Total (A)+(B)+(C) indicated in Statement at Para(i)(a) above}
	NIL	NIL	NIL	NIL
TOTAL :				0



Statement showing Holding of Depository Receipts (DRs), where underlying shares held by "Promoter/Promoter group" are in excess of 1% of the total number shares.				
(II)(b)				
Sr.No.	Name of the DR Holder	Type of outstanding DR (ADRs, GDRs, SDRs, etc.)	Number of shares underlying outstanding DRs	Shares underlying outstanding DRs as a percentage of total number of shares {i.e., Grand Total (A)+(B)+(C) indicated in Statement at para(I)(a) above}
	NIL	NIL	NIL	NIL
TOTAL :				0

(III) (a) Statement showing the voting pattern of shareholders, if more than one class of shares/securities is issued by the issuer
 Not Applicable. We have only one class of shares/securities viz., Equity Shares

