



Statement of Unaudited Results for the Quarter ended 30/06/2015

(Rs. In Lacs)

Sl. No.	Particulars	3 months ended (30/06/2015)	Preceding 3 months ended (31/03/2015)	Corresponding 3 months ended (30/06/2014) in the previous year	Year Ended (31/03/2015)
		(Unaudited)	(Audited)	(Unaudited)	(Audited)
1	Income from operations				
	(a) Net sales/income from operations (Net of excise duty)	35,462.56	39,336.83	33,301.64	131,863.09
	(b) Other Operating income	889.77	959.39	353.11	2,455.47
	Total income from operations (net)	36,352.33	40,296.22	33,654.75	134,318.56
2	Expenses				
	(a) Cost of materials consumed	21,767.98	23,981.71	19,666.41	76,088.26
	(b) Changes in inventories of finished goods, work-in-progress and stock-in-trade	2,583.05	663.70	1,005.00	3,844.70
	(c) Employee benefits expense	1,664.43	2,284.63	1,638.85	7,406.25
	(d) Labour Charges	1,600.64	2,602.59	2,847.23	10,250.71
	(e) Depreciation and amortisation expense	1,248.69	1,260.53	1,012.24	4,735.23
	(f) Other expenses (Any item exceeding 10% of the total expenses relating to continuing operations to be shown separately)	2,005.30	3,971.11	2,434.49	11,672.90
	Total Expenses	30,870.09	34,764.27	28,604.22	113,998.05
3	Profit from operations before other income, finance costs and exceptional items (1-2)	5,482.25	5,531.95	5,050.53	20,320.51
4	Other income	281.70	548.81	246.69	1,304.82
5	Profit from ordinary activities before finance costs and exceptional items (3 + 4)	5,763.94	6,080.76	5,297.22	21,625.33
6	Finance costs	1,930.44	2,305.14	1,776.10	7,676.30
7	Profit from ordinary activities after finance costs but before exceptional items (5 - 6)	3,833.51	3,775.62	3,521.12	13,949.03
8	Exceptional items	-	-	-	-
9	Profit from ordinary activities before tax (7 + 8)	3,833.51	3,775.62	3,521.12	13,949.03
10	Tax expense	1,242.21	1,042.13	1,228.00	4,510.41
11	Net Profit from ordinary activities after tax (9 - 10)	2,591.30	2,733.49	2,293.12	9,438.62
12	Extraordinary items (net of tax expense)	-	-	-	-
13	Net Profit for the period (11 + 12)	2,591.30	2,733.49	2,293.12	9,438.62
14	Share of profit of associates	-	-	-	-
15	Minority interest	-	-	-	-
16	Net Profit after taxes, minority interest and share of profit of associates (13 + 14 + 15)	2,591.30	2,733.49	2,293.12	9,438.62
17	Paid-up equity share capital (Face Value of Rs.10/- each per share)	3,222.62	3,222.62	2,780.12	3,222.62
18	Reserve excluding Revaluation Reserves as per balance sheet of previous accounting year	-	-	-	75,686.11
19.i	Earnings per share (before extraordinary items) (of Rs./ Per share (not annualised):				
	(a) Basic (in Rs./per Share)	8.04	8.48	8.25	31.71
	(b) Diluted (in Rs./per Share)	8.04	8.48	8.25	31.71



J. Kumar Infraprojects Ltd.

CIN No. L74210MH1999PLC122886

We dream ... So we achieve...

Regd. Off.: 16-A, Andheri Industrial Estate, Veera Desai Road, Andheri (W), Mumbai - 400053. INDIA
Ph.: +91-22-6774 3555. Fax : 91-22-2673 0814. E-mail : info@jkumar.com Website: www.jkumar.com



J. Kumar

ISO 9001:2008
ISO 14001:2004
OHSAS 18001:2007

Sl. No.	Particulars	3 months ended (30/06/2015)	Preceding 3 months ended (31/03/2015)	Corresponding 3 months ended (30/06/2014) in the previous year	Year Ended (31/03/2015)
		(Unaudited)	(Audited)	(Unaudited)	(Audited)
19.ii	Earnings per share (after extraordinary items) (of Rs. / Per share) (not annualised):				
	(a) Basic (in Rs./per Share)	8.04	8.48	8.25	31.71
	(b) Diluted (in Rs./per Share)	8.04	8.48	8.25	31.71
A	PARTICULARS OF SHAREHOLDING				
1	Public shareholding				
	- Number of shares	15,778,428	15,778,428	11,353,318	15,778,428
	- Percentage of shareholding	48.96%	48.96%	40.84%	48.96%
2	Promoters and Promoter Group Shareholding				
	a) Pledged / Encumbered				
	- Number of shares	4,000,000	4,000,000	4,000,000	4,000,000
	- Percentage of shares (as a % of the total shareholding of promoter and promoter group)	24.32%	24.32%	24.32%	24.32%
	- Percentage of shares (as a % of the total share capital of the company)	12.41%	12.41%	14.39%	12.41%
	b) Non - encumbered				
	- Number of shares	12,447,777	12,447,777	12,447,887	12,447,777
	- Percentage of shares (as a % of the total shareholding of the Promoter and Promoter group)	75.68%	75.68%	75.68%	75.68%
	Percentage of shares (as a of the total share capital of the company)	38.63%	38.63%	44.77%	38.63%

B INVESTOR COMPLAINTS



Particulars	3 months ended (30/06/2015)
Pending at the beginning of the quarter	Nil
Received during the quarter	1
Disposed off during the quarter	1
Remaining unresolved at the end of the quarter	Nil

NOTES:-

- The above results have been Reviewed by the Audit Committee and thereafter approved by the Board of Directors at its meeting held on Tuesday, 28th July 2015.
- The results for the quarter ended 30th June, 2015 have been subjected to a "Limited Review" by the Statutory Auditors of the Company.
- Provision for Tax includes Current Tax and Deferred Tax.
- The company has a single business segment namely Construction.
- The figures for the previous periods have been re-grouped and/or rearranged wherever considered necessary.

For J. Kumar Infraprojects Limited

Jagdishkumar M. Gupta
Executive Chairman
DIN : 01112887
Date: 28th July, 2015
Place: Mumbai



Gupta Saharia & Co.

Chartered Accountants

Independent Auditor's Limited Review Report On Quarterly Financial Results and Year to Date Results of the Company Pursuant to the Clause 41 of the Listing Agreement

To
Board of Directors,

J. Kumar Infraprojects limited.

We have reviewed the accompanying statement of un-audited financial results of J. Kumar Infraprojects Ltd for the quarter ended and year to date as on 30th June, 2015, except for the disclosures regarding 'Public Shareholding' and 'Promoter and Promoter Group Shareholding' which have been traced from disclosures made by the Management but have neither been reviewed nor been audited by us. This statement is the responsibility of the Company's Management and has been approved by the Board of Directors. Our responsibility is to issue a report on these financial results based on our review.


We conducted our review in accordance with the Standard on Review Engagement (SRE) 2410, "Review of interim Financial Information Performed by the Independent Auditor of the Entity" issued by the Institute of Chartered Accountants of India. This standard requires that we plan and perform the review to obtain moderate assurance as to whether the financial statements are free of material misstatement. A review is limited primarily to inquires of company personnel and analytical procedures applied to financial data and thus provides less assurance than an audit. We have not performed an audit and accordingly, we do not express an audit opinion. We have only traced the disclosures regarding 'Public Shareholding' and 'Promoter and Promoter Group Shareholding' in the Statement from the disclosures made by the management and are, therefore, not expressing a review opinion thereon.

Based on our review conducted as above, nothing has come to our attention that causes us to believe that the accompanying statement of un-audited financial results, prepared in accordance with applicable Accounting and other recognized accounting practices and policies, has not disclosed the information required to be disclosed in terms of Clause 41 of the Listing Agreement including the manner in which it is to be disclosed, or that it contains any material misstatement.

For Gupta Saharia & Co.
Chartered Accountants
Firm Reg.No.103446W


Pawan Gupta
Partner

Membership No: 071471
Place: Mumbai
Date: 28th July, 2015.



Head Office : 4, Atlanta, Evershine Nagar, Malad (West), Mumbai - 400 064.

Email : scsaharia@yahoo.com / suresh.saharia@guptasaharia.com

Branches At : Borivali • Kolkata • Website: www.guptasaharia.com