


Introductory sub-table (I)(a)			
Name of the Company: IND SWIFT LTD			
Scrip Code, Name of the scrip, class of security: BSE: 524652 NSE:INDSWFTLTD			
30-06-2015			
Partly paid-up shares:-	No. of partly paid-up shares	As a % of total no. of partly paid-up shares	As a % of total no. of shares of the company
Held by promoter/promoter group	NIL	NIL	NIL
Held by public	NIL	NIL	NIL
Total - D	NIL		NIL
Outstanding convertible securities:-	No. of outstanding securities	As a % of total no. of outstanding convertible securities	As a % of total no. of shares of the company, assuming full conversion of the convertible securities
Held by promoter/promoter group	NIL	NIL	NIL
Held by public	NIL	NIL	NIL
Total - E	NIL	NIL	NIL
Warrants:-	No. of warrants	As a % of total no. of warrants	As a % of total no. of shares of the company, assuming full conversion of warrants
Held by promoter/promoter group	NIL	NIL	NIL
Held by public	NIL	NIL	NIL
Total - F	NIL	NIL	NIL
Total paid-up capital of the company, assuming full conversion of warrants and convertible securities			
		50346941 equity shares of Rs.2/- each	



Statement Showing Shareholding Pattern

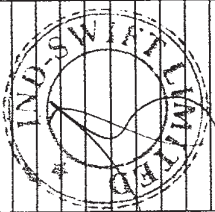
Category code	Category of Shareholder	Number of Shares	Table I(a)				Total shareholding as a percentage of total number of shares		Shares Pledged or otherwise encumbered
			Total number of shares	Number of shares held in dematerialized form	As a percentage of (A+B) ¹	As a percentage of (A+B+C)	Number of shares	As a percentage	
(I)	(II)	(III)	(IV)	(V)	(VI)	(VII)	(VIII)		
(A)	Shareholding of Promoter and Indian								
(a)	Individuals/ Hindu Undivided Family								
(b)	Central Government/ State Government(s)	19	13056971	8888400	25.93	25.93	8888400	68.07	
(c)	Bodies Corporate	7	13215721	13215721	26.25	26.25	13215721	100.00	
(d)	Financial Institutions/ Banks				0.00	0.00			
(e)	Any Others(Specify)				0.00	0.00			
(e-i)					0.00	0.00			
(e-ii)					0.00	0.00			
	Sub Total(A)(1)	26	26272692	22104121	52.18	52.18	22104121	84.13	
2	Foreign								
a	Individuals (Non-Residents Individuals/ Foreign Individuals)				0.00	0.00			
b	Bodies Corporate				0.00	0.00			
c	Institutions				0.00	0.00			
d	Any Others(Specify)				0.00	0.00			
d-i					0.00	0.00			
d-ii					0.00	0.00			
	Sub Total(A)(2)	0	0	0	0.00	0.00	0		
	Total Shareholding of Promoter and Promoter Group (A)= (A)(1)+(A)(2)	26	26272692	22104121	52.18	52.18	22104121	84.13	



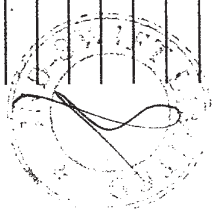
(B)	Public shareholding									
I	Institutions									
(a)	Mutual Funds/ UFI	2	4500					0.01	0.01	
(b)	Financial Institutions/ Banks	1	500	500				0.00	0.00	
(c)	Central Government/ State Government(s)							0.00	0.00	
(d)	Venture Capital Funds							0.00	0.00	
(e)	Insurance Companies	1	996900	996900				1.98	1.98	
(f)	Foreign Institutional Investors	1	704209	704209				1.40	1.40	
(g)	Foreign Venture Capital Investors							0.00	0.00	
(h)	Any Other (specify)							0.00	0.00	
(h-ii)								0.00	0.00	
	Sub-Total (B)(1)	5	1706109	1701609				3.39	3.39	
B 2	Non-institutions									
(a)	Bodies Corporate	332	6232505	5713505				12.38	12.38	149500
(b)	Individuals									
I	Individuals - I: Individual shareholders holding nominal share capital up to Rs. 1 lakh	14469	13694178	13165222				27.20	27.20	
II	Individual shareholders holding nominal share capital in excess of Rs. 1 lakh	19	2092018	2092018				4.16	4.16	
(c)	NRI/OCB	92	349439	349439				0.69	0.69	
(c-i)										
(c-ii)										
	Sub-Total (B)(2)	14930	22368140	21320185				44.43	44.43	
(B)	Total Public Shareholding (B)= (B)(1)+(B)(2)	14905	24074249	23021794				47.82	47.82	
	TOTAL (A)+(B)	14931	50346941	45125915				100.00	100.00	22334168
(C)	Shares held by Custodians and against which Depository Receipts have been issued									
1	Promoter and Promoter Group								0.00	
2	Public								0.00	
	Sub-Total (C)	0	0						0	
	GRAND TOTAL (A)+(B)+(C)	14931	50346941	45125915				100.00	100.00	22334168



(1)(b) Statement showing holding of securities (including shares, warrants, convertible securities) of persons belonging to the category "Promoter & Promoter Group"												
Sr.	Name of the shareholder	Details of Shares held	No.	As a % of grand total (A) + (B) + (C)	No.	As a percentage (V)=(V)/(III)*100	As a % of grand total (A)+(B)+(C) of sub-	Number of warrants held	As a % total number of warrants of the	Number of convertible securities held	As a % total number of convertible securities	Total shares (including underlying shares assuming full conversion of warrants and convertible securities) as a % of diluted share capital
1	Dr. Gopal Mungai	1957199	3.89	645770	32.99	1.28	nil	0	nil	0	nil	
2	N. R. Mungai	611700	1.21	611700	100.00	1.21	nil	0	nil	0	nil	
3	S. R. Mehta	2035871	4.04	607300	29.83	1.21	nil	0	nil	0	nil	
4	Himanshu Jain	495300	0.98	495300	100.00	0.98	nil	0	nil	0	nil	
5	Dr. V. R. Mehta	1921361	3.82	492790	25.65	0.98	nil	0	nil	0	nil	
6	Smriti Jain	1812400	3.60	1812400	100.00	3.60	nil	0	nil	0	nil	
7	Ravi Mehta	634470	1.26	634470	100.00	1.26	nil	0	nil	0	nil	
8	Neeta Mungai	578600	1.15	578600	100.00	1.15	nil	0	nil	0	nil	
9	Nidhi Mungai	502970	1.00	502970	100.00	1.00	nil	0	nil	0	nil	
10	Mehakshi Mehta	398310	0.79	398310	100.00	0.79	nil	0	nil	0	nil	
11	Neeta Mehta	1547050	3.07	1547050	100.00	3.07	nil	0	nil	0	nil	
12	Ishav Mehta	44200	0.09	44200	100.00	0.09	nil	0	nil	0	nil	
13	Rishav Mehta	111700	0.22	111700	100.00	0.22	nil	0	nil	0	nil	
14	Bhavani Mehta	30300	0.06	30300	100.00	0.06	nil	0	nil	0	nil	
15	Annie Mehta	158630	0.32	158630	100.00	0.32	nil	0	nil	0	nil	
16	Sahil Mungai	116010	0.23	116010	100.00	0.23	nil	0	nil	0	nil	
17	Saurabh Mungai	51700	0.10	51700	100.00	0.10	nil	0	nil	0	nil	
18	Dipri Mungai	34200	0.07	34200	100.00	0.07	nil	0	nil	0	nil	
19	Divya Mungai	15000	0.03	15000	100.00	0.03	nil	0	nil	0	nil	
20	Basix Biosciences Limited	9215721	18.30	9215721	100.00	18.30	nil	0	nil	0	nil	
21	AKI Portfolio Pvt Ltd	675000	1.34	675000	100.00	1.34	nil	0	nil	0	nil	
22	NIKM Portfolio Pvt Ltd	675000	1.34	675000	100.00	1.34	nil	0	nil	0	nil	
23	CM Portfolio Pvt Ltd	675000	1.34	675000	100.00	1.34	nil	0	nil	0	nil	
24	VKM Portfolio Pvt. Ltd	675000	1.34	675000	100.00	1.34	nil	0	nil	0	nil	
25	VKM Portfolio Pvt. Ltd	650000	1.29	650000	100.00	1.29	nil	0	nil	0	nil	
26	SKM Portfolio Pvt. Ltd	650000	1.29	650000	100.00	1.29	nil	0	nil	0	nil	
	TOTAL	26272692	52.18	22104121		43.90						

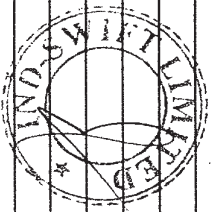


(1)(c)(i) Statement showing holding of securities (including shares, warrants, convertible securities) of persons belonging to the category "Public" and holding more than 1% of the total number of shares										
Sr. No.	Name of the shareholder	Number of shares held	Shares as a percentage of total number of shares {i.e., Grand Total (A)+(B)+(C) indicated in Statement at para (1)(a) above}	Details of warrants		Details of convertible securities		Total shares (including underlying shares assuming full conversion of warrants and convertible securities) as a % of diluted share capital		
				Number of warrants held	As a % number of warrants of the same class	Number of convertible securities held	% w.r.t total number of convertible securities of the same class			
1	United India Insurance Company Ltd.	996,000	1.98	0	0	0	0	0.00		
2	Justin Pharmaceuticals Pvt. Ltd.	860,000	1.71	0	0	0	0	0.00		
3	Gravity Systems Pvt. Ltd.	750000	1.49	0	0	0	0	0.00		
4	Albula Investment Fund Ltd	704,209	1.40	0	0	0	0	0.00		
5	Adarsh Fashions Pvt. Ltd	600,000	1.19	0	0	0	0	0.00		
	TOTAL		7.77							




(1)(c)(ii) Statement showing holding of securities (including shares, warrants, convertible securities) of persons (together with PAC) belonging to the category "Public" and holding more than 5% of the total number of shares of the company

Sr. No.	Name(s) of the shareholder(s) and the Persons Acting in Concert (PAC) with them	Number of shares	Shares as a percentage of total number of shares {i.e., Grand Total (A)+(B)+(C) indicated in Statement at para (1)(a) above}	Details of warrants			Details of convertible securities			Total shares (including underlying shares assuming full conversion of warrants and convertible securities) as a % of diluted share capital
				Number of warrants	As a % total number of warrants of the same class	Number of convertible securities held	% w.r.t total number of convertible securities of the same class			
1										
2				#VALUE!						
3	NIL	NIL	nil	NIL	#VALUE!					
4					#VALUE!					
5					#VALUE!					
6					#VALUE!					
7					#VALUE!					
8					#VALUE!					
9					#VALUE!					
10					#VALUE!					
TOTAL		0			0	#VALUE!	0		0	




(1)(d) Statement showing details of locked-in shares

Sr. No.	Name of the shareholder	Number of locked-in shares	Locked-in shares as a percentage of total number of shares {i.e., Grand Total (A)+(B)+(C) indicated in Statement at para (1)(a) above}
3	AKJ Portfolio Pvt. Ltd	675000	1.34
4	NRM Portfolio Pvt. Ltd	675000	1.34
5	GM Portfolio Pvt. Ltd	675000	1.34
6	VRM Portfolio Pvt. Ltd	675000	1.34
7	VKM Portfolio Pvt. Ltd	650000	1.29
8	SRM Portfolio Pvt. Ltd	650000	1.29
9	S.R.Mehta	1428571	2.84
	V.R.Mehta	1428571	2.84
	Gopal Munnial	1311429	2.60
TOTAL		8168571	16.22



(D)(a)	Statement showing details of Depository Receipts (DRs)			
Sr. No.	Type of outstanding DR (ADRs, GDRs, SDRs, etc.)	Number of outstanding DRs	Number of shares underlying outstanding DRs	Shares underlying outstanding DRs as a percentage of total number of shares {i.e., Grand Total (A)+(B)+(C) indicated in Statement at para (D)(a) above}
1				
2				
3	NIL	NIL	NIL	
4				
5				
6				
7				
8				
9				
TOTAL		0	0	



(11)(b) Statement showing holding of Depository Receipts (DRs), where underlying shares held by "Promoter/promoter group" are in excess of 1% of the total number of shares

Sr. No.	Name of the DR Holder	Type of outstanding DR (ADRs, CDRs, SDRs, etc.)	Number of shares underlying outstanding DRs	Shares underlying outstanding DRs as a percentage of total number of shares {i.e., Grand Total (A)+(B)+(C) indicated in Statement at para (1)(a) above}
1				
2				
3				
4	NIL	NIL	NIL	nil
5				
6				
7				
8				
9				
TOTAL			0	

