





(II)(a) Statement showing details of Depository Receipts (DRs)				
Sr. No.	Type of outstanding DR (ADRs, GDRs, SDRs, etc.)	Number of outstanding DRs	Number of shares underlying outstanding DRs	Shares underlying outstanding DRs as a percentage of total number of shares {i.e., Grand Total (A)+(B)+(C) indicated in Statement at para (I)(a) above}
1	Nil	0	0	0.00
TOTAL		0	0	0.00




(D)(d)	Statement showing details of locked-in shares			
Sr. No.	Name of the shareholder	Number of locked-in shares	Locked-in shares as a percentage of total number of shares {i.e., Grand Total (A)+(B)+(C) indicated in Statement at para	Promoter / Promoter Group / Public
1	NIL	0	0.00	
		0	0.00	
TOTAL		0	0.00	0

(D)(c)(ii) Statement showing holding of securities (including shares, warrants, convertible securities) of persons (together with PAC) belonging to the category "Public" and holding more than 5% of the total number of shares of the company										
Sr. No.	Name(s) of the shareholder(s) and the Persons Acting in Concert (PAC) with them	Number of shares	Shares as a percentage of total number of shares f.i.e., Grand Total (A)+(B)+(C) indicated in Statement at para (D)(a) above}	Details of warrants			Details of convertible securities			Total shares (including underlying shares assuming full conversion of warrants and convertible securities) as a % of diluted share capital
				Number of warrants	As a % total number of warrants of the same class	Number of convertible securities held	% w.r.t total number of convertible securities of the same class			
1	SUNEETA CHEMICALS PVT LTD	302600	6.03	0	0	0	0	0	0	6.03
			0.00	0	0	0	0	0	0	
TOTAL		302600	6.03	0	0	0	0	0	0	6.03

(D)(c)(i) Statement showing holding of securities (including shares, warrants, convertible securities) of persons belonging to the category "Public" and holding more than 1% of the total number of shares									
Sr. No.	Name of the shareholder	Number of shares held	Shares as a percentage of total number of shares {i.e., Grand Total (A)+(B)+(C) indicated in Statement at para (D)(a) above}	Details of warrants		Details of convertible securities		Total shares (including underlying shares assuming full conversion of warrants and convertible securities) as a % of diluted share capital	
				Number of warrants held	As a % of total number of warrants of the same class	Number of convertible securities held	% w.r.t total number of convertible securities of the same class		
1	SUNEETA CHEMICALS PVT LTD	302600	6.03	0	0	0	0	4.90	
2	MANISH UMED DOSHI	100000	1.99	0	0	0	0	1.99	
3	KAMLESH M GANDHI	83294	1.66	0	0	0	0	1.66	
4	TRIPATHI DIWAKAR MANI	55181	1.10	0	0	0	0	1.32	
TOTAL		541075	10.79	0	0	0	0	13.86	




(D)(b) Statement showing holding of securities (including shares, warrants, convertible securities) of persons belonging to the category "Promoter and Promoter Group"

Sr.	Name of the shareholder	Details of Shares held		Encumbered shares (*)			Details of warrants		Details of convertible securities		Total shares (including underlying shares assuming full conversion of warrants and convertible securities) as a % of diluted share capital
		Number of shares held	As a % of grand total (A)+(B)+(C)	No.	As a percentage	As a % of grand total (A)+(B)+(C) of sub-clause (D)(a)	Number of warrants held	As a % total number of warrants of the same class	Number of convertible securities held	As a % total number of convertible securities of the same class	
No.	(i)	(iii)	(iv)	(v)	(vi) = (v)/(iii)*100	(vii)	(viii)	(ix)	(x)	(xi)	(xii)
1	KISHORE ABHAYCHAND TURAKHIA	1121240	22.36	0	0.00	0.00	0	0	0	0	22.36
2	RAJESH ABHAYCHAND TURAKHIA	1157239	23.07	0	0.00	0.00	0	0	0	0	23.07
3	MAHENDRA ABHAYCHAND TURAKHIA	1130713	22.56	0	0.00	0.00	0	0	0	0	22.56
4	MAHENDRA A TURAKHIA (HUF)	3700	0.07	0	0.00	0.00	0	0	0	0	0.07
5	RAJESH A TURAKHIA (HUF)	3700	0.07	0	0.00	0.00	0	0	0	0	0.07
6	KISHORE A TURAKHIA (HUF)	3700	0.07	0	0.00	0.00	0	0	0	0	0.07
TOTAL		3420292	68.20	0	0.00	0.00	0	0	0	0	68.20

(*) The term "encumbrance" has the same meaning as assigned to it in regulation 28(3) of the SAST Regulations, 2011




Sr.No	Notes
1	NIL
2	
3	
4	
5	
6	
7	
8	
9	



A handwritten signature in black ink, consisting of a large, stylized initial 'P' followed by a cursive name.

(B)	Public shareholding								
I	Institutions								
(a)	Mutual Funds/ UTI	0	0	0	0.00	0.00			
(b)	Financial Institutions/ Banks	0	0	0	0.00	0.00			
(c)	Central Government/ State Government(s)	0	0	0	0.00	0.00			
(d)	Venture Capital Funds	0	0	0	0.00	0.00			
(e)	Insurance Companies	0	0	0	0.00	0.00			
(f)	Foreign Institutional Investors	0	0	0	0.00	0.00			
(g)	Foreign Venture Capital Investors	0	0	0	0.00	0.00			
(h)	Qualified Foreign Investor	0	0	0	0.00	0.00			
(i)	Any Other (specify)	0	0	0	0.00	0.00			
(i-i)		0	0	0	0.00	0.00			
(i-ii)		0	0	0	0.00	0.00			
	Sub-Total (B)(1)	0	0	0	0.00	0.00			
B 2	Non-institutions								
(a)	Bodies Corporate	38	338628	12528	6.75	6.75			
(b)	Individuals	0	0	0	0.00	0.00			
	Individuals -i. Individual shareholders holding nominal share capital up to Rs 1 lakh	1298	761067	403267	15.17	15.17			
II	ii. Individual shareholders holding nominal share capital in excess of Rs. 1 lakh.	11	389818	370018	7.77	7.77			
(c)	Qualified Foreign Investor	0	0	0	0.00	0.00			
(d)	Any Other (specify)	0	0	0	0.00	0.00			
(d-i)	NRI (Repat & Non Repat)	9	70241	70241	1.40	1.40			
(d-ii)	OCB's	0	0	0	0.00	0.00			
(d-iii)	Trust	0	0	0	0.00	0.00			
(d-iv)	Hindu Undivided Family	31	33949	33949	0.68	0.68			
(d-v)	Employee	0	0	0	0.00	0.00			
(d-vi)	Clearing Members	7	1405	1405	0.03	0.03			
	Sub-Total (B)(2)	1394	1595108	891408	31.80	31.80			0
(B)	Total Public Shareholding (B)= (B)(1)+(B)(2)	1394	1595108	891408	31.80	31.80			
	TOTAL (A)+(B)	1400	5015400	4311600	100.00	100.00			
(C)	Shares held by Custodians and against which Depository Receipts have been issued								
1	Promoter and Promoter Group	0	0	0	0.00	0.00			0.00
2	Public	0	0	0	0.00	0.00			0.00
	Sub-Total (C)	0	0	0	0.00	0.00			0.00
	GRAND TOTAL (A)+(B)+(C)	1400	5015400	4311600	100.00	100.00			0.00



Statement Showing Shareholding Pattern

Category code	Category of Shareholder	Number of Shareholders	Table (I)(a)				Shares Pledged or otherwise encumbered	
			Total number of shares	Number of shares held in dematerialized form	Total shareholding as a percentage of total number of shares		Number of shares	As a percentage
			(IV)	(V)	As a percentage of (A+B) ¹ (VI)	As a percentage of (A+B+C) (VII)		
(I)	(II)	(III)	(IV)	(V)	(VI)	(VII)	(VIII)	(IX) = (VIII)/(IV)*100
(A)	Shareholding of Promoter and Indian							
1								
(a)	Individuals/ Hindu Undivided Family	6	3420292	3420192	68.20	68.20	0	0.00
(b)	Central Government/ State Government(s)	0	0	0	0.00	0.00	0	0.00
(c)	Bodies Corporate	0	0	0	0.00	0.00	0	0.00
(d)	Financial Institutions/ Banks	0	0	0	0.00	0.00	0	0.00
(e)	Any Others(Specify)	0	0	0	0.00	0.00	0	0.00
	Sub Total(A)(1)	6	3420292	3420192	68.20	68.20	0	0.00
2	Foreign							
a	Individuals (Non-Residents Individuals/ Foreign Individuals)	0	0	0	0.00	0.00	0	0.00
b	Bodies Corporate	0	0	0	0.00	0.00	0	0.00
c	Institutions	0	0	0	0.00	0.00	0	0.00
d	Qualified Foreign Investor	0	0	0	0.00	0.00	0	0.00
e	Any Others(Specify)	0	0	0	0.00	0.00	0	0.00
e-i		0	0	0	0.00	0.00	0	0.00
e-ii		0	0	0	0.00	0.00	0	0.00
	Sub Total(A)(2)	0	0	0	0.00	0.00	0	0.00
	Total Shareholding of Promoter and	6	3420292	3420192	68.20	68.20	0	0.00



Introductory sub-table (I)(a)

Name of the Company PANCHSHEEL ORGANICS LIMITED

Scrip Code, Name of the scrip, class of security: 531726, PANCHOR, Equity

Quarter ended: 30th June, 2015

Partly paid-up shares:- No. of partly paid-up shares As a % of total no. of partly paid-up shares As a % of total no. of shares of the company

Held by promoter/promoter group	0	0.00	0
Held by public	0	0	0
Total - D	0	0	0


Outstanding convertible securities:- No. of outstanding securities As a % of total no. of outstanding convertible securities As a % of total no. of shares of the company, assuming full conversion of the convertible securities

Held by promoter/promoter group	0	0	0
Held by public	0	0	0
Total - E	0	0	0


Warrants:- No. of warrants As a % of total no. of warrants As a % of total no. of shares of the company, assuming full conversion of warrants

Held by promoter/promoter group	0	0	0
Held by public	0	0	0
Total - F	0	0	0

Total paid-up capital of the company, assuming full conversion of warrants and convertible securities 5015400



(D)(b)	Statement showing holding of Depository Receipts (DRs), where underlying shares held by "promoter/promoter group" are in excess of 1% of the total number of shares			
Sr. No.	Name of the DR Holder	Type of outstanding DR (ADRs, GDRs, SDRs, etc.)	Number of shares underlying outstanding DRs	Shares underlying outstanding DRs as a percentage of total number of shares {i.e., Grand Total (A)+(B)+(C) indicated in Statement at para (D)(a) above}
1	NIL	0	0	0.00
TOTAL			0	0.00



A handwritten signature in black ink is written over a circular official stamp. The stamp contains the text "REGISTRAR OF COMPANIES" around the perimeter and "MUMBAI" in the center.