

Introductory sub-table (I)(a)

Name of the Company: SUNDARAM-CLAYTON LIMITED			
Scrip Code, Name of the scrip, class of security: 520056, Equity Shares			
Quarter ended: 30th June 2015			
Partly paid-up shares:-	No. of partly paid-up shares	As a % of total no. of partly paid-up shares	As a % of total no. of shares of the company
Held by promoter/promoter group	NIL	NIL	NIL
Held by public	NIL	NIL	NIL
<b>Total</b>	<b>NIL</b>	<b>NIL</b>	<b>NIL</b>
<b>Outstanding convertible securities: No. of outstanding securities</b>			
		<b>As a % of total no. of outstanding convertible securities</b>	<b>As a % of total no. of shares of the company, assuming full conversion of the convertible securities</b>
Held by promoter/promoter group	NIL	NIL	NIL
Held by public	NIL	NIL	NIL
<b>Total</b>	<b>NIL</b>	<b>NIL</b>	<b>NIL</b>
<b>Warrants:-</b>			
		<b>As a % of total no. of warrants</b>	<b>As a % of total no. of shares of the company, assuming full conversion of warrants</b>
Held by promoter/promoter group	NIL	NIL	NIL
Held by public	NIL	NIL	NIL
<b>Total</b>	<b>NIL</b>	<b>NIL</b>	<b>NIL</b>
<b>Total paid-up capital of the company, assuming full conversion of warrants and convertible securities</b>		<b>2,02,32,085 Equity shares of Rs. 5/- each</b>	

For Sundaram - Clayton Limited

R Raja Prakash  
Secretary


**Statement Showing Shareholding Pattern**

Category code	Category of Shareholder	Number of Shareholders	Total number of shares	Table (I)(a)			Shares Pledged or otherwise encumbered	
				Number of shares held in dematerialized form	Total shareholding as a percentage of total number of shares		Number of shares	As a percentage
					As a percentage of(A+B) <sup>1</sup>	As a percentage of (A+B+C)		
(I)	(II)	(III)	(IV)	(V)	(VI)	(VII)	(VIII)	(IX)
<b>(A)</b>	<b>Shareholding of Promoter and Promoter Group<sup>2</sup></b>							
<b>1</b>	<b>Indian</b>							
(a)	Individuals/ Hindu Undivided Family	0	0	0	0.00	0.00	0	0.00
(b)	Central Government/ State Government(s)	0	0	0	0.00	0.00	0	0.00
(c)	Bodies Corporate	4	15174060	15174060	75.00	75.00	0	0.00
(d)	Financial Institutions/ Banks	0	0	0	0.06	0.00	0	0.00
(e)	Any Others(Specify)	0	0	0	0.00	0.00	0	0.00
	<b>Sub Total(A)(1)</b>	<b>4</b>	<b>15174060</b>	<b>15174060</b>	<b>75.00</b>	<b>75.00</b>	<b>0</b>	<b>0.00</b>
<b>2</b>	<b>Foreign</b>							
a	Individuals (Non-Residents Individuals/ Foreign Individuals)	0	0	0	0.00	0.00	0	0.00
b	Bodies Corporate	0	0	0	0.00	0.00	0	0.00
c	Institutions	0	0	0	0.00	0.00	0	0.00
d	Qualified Foreign Investor	0	0	0	0.00	0.00	0	0.00
e	Any Others(Specify)	0	0	0	0.00	0.00	0	0.00
	<b>Sub Total(A)(2)</b>	<b>0</b>	<b>0</b>	<b>0</b>	<b>0.00</b>	<b>0.00</b>	<b>0</b>	<b>0.00</b>
	<b>Total Shareholding of Promoter and Promoter Group (A)= (A)(1)+(A)(2)</b>	<b>4</b>	<b>15174060</b>	<b>15174060</b>	<b>75.00</b>	<b>75.00</b>	<b>0</b>	<b>0.00</b>
<b>(B)</b>	<b>Public shareholding</b>							
<b>1</b>	<b>Institutions</b>							
(a)	Mutual Funds/ UTI	16	2485153	2485153	12.28	12.28	0	0.00
	<b>For Sundaram - Clayton Limited</b>							

R Rakesh Prakash  
Secretary


Category code	Category of Shareholder	Number of Shareholders	Total number of shares	Number of shares held in dematerialized form	Total shareholding as a percentage of total number of shares		Shares Pledged or otherwise encumbered	
					As a percentage of (A+B) <sup>1</sup>	As a percentage of (A+B+C)		
(I)	(II)	(III)	(IV)	(V)	(VI)	(VII)	(VIII)	(IX) = (VIII)/(IV)*100
(b)	Financial Institutions / Banks	5	552279	552279	2.73	2.73	30	0.00
(c)	Central Government/ State Government(s)	0	0	0	0.00	0.00	0	0.00
(d)	Venture Capital Funds	0	0	0	0.00	0.00	0	0.00
(e)	Insurance Companies	0	0	0	0.00	0.00	0	0.00
(f)	Foreign Institutional Investors	6	9244	9244	0.05	0.05	0	0.00
(g)	Foreign Venture Capital Investors	0	0	0	0.00	0.00	0	0.00
(h)	Qualified Foreign Investor	0	0	0	0.00	0.00	0	0.00
(I)	Any Other (specify)	0	0	0	0.00	0.00	0	0.00
(i-i)	Foreign Portfolio Investors	1	20522	20522	0.10	0.10	0	0.00
	<b>Sub-Total (B)(1)</b>	<b>28</b>	<b>3067198</b>	<b>3067198</b>	<b>15.16</b>	<b>15.16</b>	<b>30</b>	<b>0.00</b>
<b>B 2</b>	<b>Non-institutions</b>							
(a)	Bodies Corporate	186	196755	194616	0.97	0.97	18792	0.09
(b)	Individuals							
I	Individuals -i. Individual shareholders holding nominal share capital up to Rs 1 lakh	15064	1521563	1309768				
II	ii. Individual shareholders holding nominal share capital in excess of Rs. 1 lakh.	5	238863	238863	7.53	7.53	0	0.00
(c)	Foreign National (IND)	1	82	82	1.18	1.18	0	0.00
(d)	Any Other (specify)				0.00	0.00	0	0.00
(d-i)	Directors & relatives	9	6622	6622	0.00	0.00	0	0.00
(d-ii)	NRI Repatriate	84	10057	10057	0.03	0.03	0	0.00
(d-iii)	NRI Non-Repatriate	94	16885	16752	0.05	0.05	0	0.00
	<b>Sub-Total (B)(2)</b>	<b>15443</b>	<b>1990827</b>	<b>1776760</b>	<b>0.08</b>	<b>0.08</b>	<b>18792</b>	<b>0.00</b>
(B)	<b>Total Public Shareholding (B)= (B)(1)+(B)(2)</b>	<b>15471</b>	<b>5058025</b>	<b>4843958</b>	<b>25.00</b>	<b>25.00</b>	<b>18822</b>	<b>0.09</b>

For Sundaram-Clayton Limited

  
B. Raja Prakash  
Secretary

Category code	Category of Shareholder	Number of Shareholders	Total number of shares	Number of shares held in dematerialized form	Total shareholding as a percentage of total number of shares		Shares Pledged or otherwise encumbered	
					As a percentage of (A+B) <sup>1</sup>	As a percentage of (A+B+C)	Number of shares	As a percentage
(I)	(II)	(III)	(IV)	(V)	(VI)	(VII)	(VIII)	(IX)= (VIII)/(IV)*100
	<b>TOTAL (A)+(B)</b>	<b>15475</b>	<b>20232085</b>	<b>20018018</b>	<b>100.00</b>	<b>100.00</b>	<b>18822</b>	<b>0.09</b>
(C)	Shares held by Custodians and against which Depository Receipts have been issued							
1	Promoter and Promoter Group	0	0	0	0.00	0.00	0	0.00
2	Public	0	0	0	0.00	0.00	0	0.00
	<b>Sub-Total (C)</b>	<b>0</b>	<b>0</b>	<b>0</b>	<b>0.00</b>	<b>0</b>	<b>0</b>	<b>0.00</b>
	<b>GRAND TOTAL (A)+(B)+(C)</b>	<b>15475</b>	<b>20232085</b>	<b>20018018</b>	<b>100.00</b>	<b>100.00</b>	<b>18822</b>	<b>0.09</b>

For Sundaram - Clayton Limited

  
R Raju Prakash  
Secretary

(I)(b) Statement showing holding of securities (including shares, warrants, convertible securities) of persons belonging to the category "Promoter and Promoter Group"

Sr. No.	Name of the shareholder	Details of Shares held		Encumbered shares (%)		Details of warrants		Details of		Total shares (including underlying shares assuming full warrants and convertible securities) as a % of diluted share capital
		Number of shares held	As a % of grand total (A) +(B) +( C )	No.	As a percentage of sub-clause (I)(a)	Number of warrants held	As a % total number of warrants of the same class	Number of convertible securities held	As a % total number of convertible securities of the same class	
(i)	(ii)	(iii)	(iv)	(v)	(vi)=(v)/(iii)*100	(vii)	(viii)	(ix)	(x)	(xi)
1	T V Sundaram Iyengar & Sons Private Limited	3807330	18.82	0	0.00		0	0.00	0	0.00
2	Sundaram Industries Private Limited	6062522	29.96	0	0.00		0	0.00	0	0.00
3	Southern Roadways Limited	3031127	14.98	0	0.00		0	0.00	0	0.00
4	Sundaram Finance Limited	2273081	11.24	0	0.00		0	0.00	0	0.00
<b>TOTAL</b>		<b>15174060</b>	<b>75.00</b>	<b>0</b>	<b>0.00</b>		<b>0</b>	<b>0.00</b>	<b>0</b>	<b>0.00</b>


(\*) The term "encumbrance" has the same meaning as assigned to it in regulation 28(3) of the SAST Regulations, 2011

For Sundaram - Clayton Limited

R Raja Prakash  
Secretary

**(1)(c)(i) Statement showing holding of securities (including shares, warrants, convertible securities) of persons belonging to the category "Public" and holding more than 1% of the total number of shares**


Sr. No.	Name of the shareholder	Number of shares held	Shares as a percentage of total number of shares (i.e., Grand Total (A)+(B)+(C) indicated in Statement at para (1)(a) above)	Details of warrants		Details of convertible securities		Total shares (including underlying shares assuming full conversion of warrants and convertible securities) as a % of diluted share capital
				Number of warrants held	As a % total number of warrants of the same class	Number of convertible securities held	% w.r.t total number of convertible securities of the same class	
1	Birla Sun Life Trustee Company Private Limited	742995	3.67	0	0.00	0	0.00	0
2	Reliance Capital Trustee Company Limited	1007056	4.98	0	0.00	0	0.00	0
3	SBI Magnum Balanced Fund	253960	1.26	0	0.00	0	0.00	0
4	ICICI Prudential Life Insurance Company	551847	2.73	0	0.00	0	0.00	0
5	Sundaram Mutual Fund	481142	2.38	0	0.00	0	0.00	0
<b>TOTAL</b>		<b>3037000</b>	<b>15.02</b>	<b>0</b>	<b>0.00</b>	<b>0</b>	<b>0.00</b>	<b>0</b>

For Sundaram-Clayton Limited  
  
R. Rajarajakrishnan  
Secretary

**(D)(c)(ii) Statement showing holding of securities (including shares, warrants, convertible securities) of persons (together with PAC) belonging to the category "Public" and holding more than 5% of the total number of shares of the company**

Sr. No.	Name(s) of the shareholder(s) and the Persons Acting in Concert (PAC) with them	Number of shares	Shares as a percentage of total number of shares {i.e., Grand Total (A)+(B)+(C) indicated in Statement at para (I)(a) above}	Details of warrants		Details of convertible securities		Total shares (including underlying shares assuming full conversion of warrants and convertible securities) as a % of diluted share capital
				Number of warrants	As a % total number of warrants of the same class	Number of convertible securities held	% w.r.t total number of convertible securities of the same class	
	-	0	0.00	0	0.00	0	0.00	0
<b>TOTAL</b>		<b>0</b>	<b>0.00</b>	<b>0</b>	<b>0.00</b>	<b>0</b>	<b>0.00</b>	<b>0</b>


For Sundaram-Clayton Limited

  
R Raja Prakash  
Secretary

(D)(d) Statement showing details of locked-in shares

Sr. No.	Name of the shareholder	Number of locked-in shares	Locked-in shares as a percentage of total number of shares {i.e., Grand Total (A)+(B)+(C) indicated in Statement at para (D)(a) above}
	-	0	0.00
<b>TOTAL</b>		<b>0</b>	<b>0.00</b>

For Sundaram-Clayton Limited


  
R Raja Prakash  
Secretary



(II)(a) Statement showing details of Depository Receipts (DRs)

Sr. No.	Type of outstanding DR (ADRs, GDRs, SDRs, etc.)	Number of outstanding DRs	Number of shares underlying outstanding DRs	Shares underlying outstanding DRs as a percentage of total number of shares {i.e., Grand Total (A)+(B)+(C) indicated in Statement at para (D)(a) above}
	-	0	0	0.00
<b>TOTAL</b>		<b>0</b>	<b>0</b>	<b>0.00</b>

For Sundaram - Clayton Limited




R Raja Prakash  
Secretary

(II)(b) Statement showing holding of Depository Receipts (DRs), where underlying shares held by "promoter/promoter group" are in excess of 1% of the total number of shares


Sr. No.	Name of the DR Holder	Type of outstanding DR (ADRs, GDRs, SDRs, etc.)	Number of shares underlying outstanding DRs	Shares underlying outstanding DRs as a percentage of total number of shares {i.e., Grand Total (A)+(B)+(C) indicated in Statement at para (I)(a) above}
	-	0	0	0.00
<b>TOTAL</b>		<b>0</b>	<b>0</b>	<b>0.00</b>

For Sundaram - Clayton Limited

  
R Ravi Prakash  
Secretary

Voting Rights Details						
Category of Shareholder	Table (D)(a)					
	No of Voting Rights Class X	No of Voting Rights Class Y	No of Voting Rights Class Z	Total Voting Rights (X+Y+Z)	% of A+B	% of A+B+C
(I)	(II)	(III)	(IV)			
Shareholding of Promoter and Promoter Group <sup>2</sup>						
Indian						
Individuals/ Hindu Undivided Family	0	0	0	0	0	0
Central Government/ State Government(s)	0	0	0	0	0	0
Bodies Corporate	0	0	0	0	0	0
Financial Institutions/ Banks	0	0	0	0	0	0
Any Others(Specify)	0	0	0	0	0	0
Sub Total(A)(1)	0	0	0	0	0	0
Foreign						
Individuals (Non-Residents Individuals/ Foreign Individuals)	0	0	0	0	0	0
Bodies Corporate Institutions	0	0	0	0	0	0
Qualified Foreign Investor	0	0	0	0	0	0
Any Others(Specify)	0	0	0	0	0	0
Director	0	0	0	0	0	0
Sub Total(A)(2)	0	0	0	0	0	0


For Sundaram - Clayton Limited

  
R Rajal Prakash  
Secretary

<b>Total Shareholding of Promoter and Promoter Group (A)= (A)(1)+(A)(2)</b>	0	0	0	0	0	0	0	0
<b>Public shareholding</b>	0	0	0	0	0	0	0	0
<b>Institutions</b>	0	0	0	0	0	0	0	0
Mutual Funds/ UTI	0	0	0	0	0	0	0	0
Financial Institutions / Banks	0	0	0	0	0	0	0	0
Central Government/ State Government(s)	0	0	0	0	0	0	0	0
Venture Capital Funds	0	0	0	0	0	0	0	0
Insurance Companies	0	0	0	0	0	0	0	0
Foreign Institutional Investors	0	0	0	0	0	0	0	0
Foreign Venture Capital Investors	0	0	0	0	0	0	0	0
Qualified Foreign Investor	0	0	0	0	0	0	0	0
Any Other (specify)	0	0	0	0	0	0	0	0
<b>Sub-Total (B)(1)</b>	0	0	0	0	0	0	0	0
<b>Non-institutions</b>								
Bodies Corporate	0	0	0	0	0	0	0	0
Individuals	0	0	0	0	0	0	0	0
Individuals -i. Individual shareholders holding nominal share capital up to Rs 1 lakh	0	0	0	0	0	0	0	0
ii. Individual shareholders holding nominal share capital in excess of Rs. 1 lakh.	0	0	0	0	0	0	0	0
Qualified Foreign Investor	0	0	0	0	0	0	0	0
Any Other (specify)	0	0	0	0	0	0	0	0
Directors & relatives	0	0	0	0	0	0	0	0
NRI Repatriable	0	0	0	0	0	0	0	0
NRI-Non Repatriable	0	0	0	0	0	0	0	0
For Sundaram-Clayton Limited								0
R Raj Prakash Secretary								0

Sub-Total (B)(2)	0	0	0	0	0	0	0	0
Total Public Shareholding (B)=(B)(1)+(B)(2)	0	0	0	0	0	0	0	0
TOTAL (A)+(B)	0	0	0	0	0	0	0	0
Shares held by Custodians and against which Depository Receipts have been issued								
Promoter and Promoter Group	0	0	0	0	0	0	0	0
Public	0	0	0	0	0	0	0	0
Sub-Total (C)	0	0	0	0	0	0	0	0
GRAND TOTAL (A)+(B)+(C)	0	0	0	0	0	0	0	0

For Sundaram - Clayton Limited

  
R. Raja Prakash  
Secretary