



(I) (a) Statement showing Shareholding Pattern


Name of the Company: Foods and Inns Limited		BSE- 507552 ; NSE- ; Equity	
Scrip Code, Name of the scrip, class of security:		30 th June, 2015	
Quarter ended:			
Partly paid-up shares:-	No. of partly paid-up shares	As a % of total no. of partly paid-up shares	As a % of total no. of shares of the company
Held by Promoter / Promoter Group	0	0.0000	0.0000
Held by public	0	0.0000	0.0000
Total	0	0.0000	0.0000
Outstanding convertible securities:-	No. of outstanding securities	As a % of total No. of outstanding convertible securities	As a % of total no. of shares of the company, assuming full conversion of the convertible securities
Held by Promoter / Promoter Group	0	0.0000	0.0000
Held by public	0	0.0000	0.0000
Total	0	0.0000	0.0000
Warrants:-	No. of warrants		As a % of total no. of shares of the company, assuming full conversion of warrants
Held by Promoter / Promoter Group	0	0.0000	0.0000
Held by public	0	0.0000	0.0000
Total	0	0.0000	0.0000
Total paid-up capital of the company assuming full conversion of warrants and convertible securities			1451040

For FOODS AND INNS LIMITED



Managing Director





Category Code	Category of shareholder (II)	Number of shareholders (III)	Total number of shares (IV)	Number of shares held in dematerialised form (V)	percentage of total number of shares		Shares pledged or otherwise encumbered (VIII)	As a percentage (IX) = (VIII)/(IV)*100
					As a percentage of (A+B) (VI)	As a percentage of (A+B+C) (VII)		
(A)	Promoter and Promoter Group							
1	Indian							
(a)	Individuals/Hindu Undivided Family	19	528,608	499,000	36.4296	36.4296	67785	12.8233
(b)	Central Government/State Government(s)				0.0000	0.0000	0	
(c)	Bodies Corporate	3	146,285	146,285	10.0814	10.0814	75000	51.2698
(d)	Financial Institutions / Banks	0	0	0	0.0000	0.0000	0	
(e)	Any Other (specify)	0	0	0	0.0000	0.0000	0	
	Sub Total (A)(1)	22	674893	645285	46.5110	46.5110	142785	9.8402
2	Foreign							
(a)	Individuals (Non-Resident Individuals/Foreign Individuals)	0	0	0	0.0000	0.0000	0	0.0000
(b)	Bodies Corporate	0	0	0	0.0000	0.0000	0	0.0000
(c)	Institutions	0	0	0	0.0000	0.0000	0	0.0000
(d)	Qualified Foreign Investors	0	0	0	0.0000	0.0000	0	0.0000
(e)	Any Other (specify)	0	0	0	0.0000	0.0000	0	0.0000
	Sub Total (A)(2)	0	0	0	0.0000	0.0000	0	0.0000
	Total Shareholding of Promoter and Promoter Group (A)-(A)(1)+(A)(2)	22	674893	645285	46.5110	46.5110	142785	21.6567
(B)	Public shareholding							
1	Institutions							
(a)	Mutual Funds/UTI	0	0	0	0.0000	0.0000	0	0.0000
(b)	Financial Institutions / Banks	0	0	0	0.0000	0.0000	0	0.0000
(c)	Central Government/State Government(s)	0	0	0	0.0000	0.0000	0	0.0000
(d)	Venture Capital Funds	0	0	0	0.0000	0.0000	0	0.0000
(e)	Insurance Companies	1	150	150	0.0103	0.0103	0	0.0000
(f)	Foreign Institutional Investors	1	65020	65020	4.4809	4.4809	0	0.0000
(g)	Foreign Venture Capital Investors	0	0	0	0.0000	0.0000	0	0.0000
(l)	Any Other (specify)	0	0	0	0.0000	0.0000	0	0.0000
	Sub Total (B) (1)	2	65170	65020	4.4913	4.4913	0	0.0000
2	Non-institutions							
(a)	Bodies Corporate	70	142314	140363	9.8077	9.8077	0	0.0000
(b) (i)	Individuals - shareholders holding nominal share capital up to Rs 1 Lakh	2070	300688	213605	20.7222	20.7222	0	0.0000
(ii)	Individual shareholders holding nominal share capital in excess of Rs. 1 Lakh	4	83068	83068	5.7247	5.7247	0	0.0000

FOODS AND INSTANT NUTRITION

Category code	Category of shareholder (II)	Number of shareholders (III)	Total number of shares (IV)	Number of shares held in dematerialised form (V)	percentage of total number of shares		Shares pledged or otherwise encumbered (VII)	As a percentage (IX) = (VIII)/(IV)*100
					As a percentage of (A+B) (VI)	As a percentage of (A+B+C) (VII)		
(c)	Qualified Foreign Investors	0	0	0	0.0000	0.0000	-	-
(d)	Any Other							
i	Non Resident Indians (Repat)	12	5811	5611	0.4005	0.4005	-	-
ii	Non Resident Indians (Non Repat)	7	830	830	0.0572	0.0572	-	-
iii	Overseas Bodies Corporate	0	0	0	0.0000	0.0000	-	-
iv	Clearing Member	14	2296	2296	0.1582	0.1582	-	-
v	Directors / Relatives	2	175870	50	12.1203	12.1203	-	-
vi	Trusts	1	100	100	0.0069	0.0069	-	-
	Sub Total (B)(2)	2180	710977	445923	48.9978	48.9978	-	-
	Total Public Shareholding Public Group (B)=(B)						NA	NA
	(1)+(B)(2)	2182	776147	510943	53.4890	53.4890	NA	NA
	Total (A)+(B)	2204	1451040	1156228	100.0000	100.0000	-	-
(C)	Shares held by custodians and against which Depository Receipts have been issued							
i	Promoter and Promoter group	0	0	0	0.0000	0.0000	0	0.00
ii	Public	0	0	0	0.0000	0.0000	0	0.00
	Sub Total (C)	0	0	0	0	0	0	0
	GRAND TOTAL (A)+(B)+(C)	2204	1451040	1156228	100.0000	100.0000	142,785	9.84


For FOODS AND INNS LIMITED




Managing Director

(11b) Statement showing holding of securities (including shares, warrants, convertible securities) of persons belonging to the category "Promoter and Promoter Group"

Sr. No.	Name of the shareholder	Details of Shares held		Encumbered shares		Details of warrants		Details of convertible securities		Total shares (including underlying shares assuming full conversion of warrants and convertible securities) as a % of diluted share capital	
		Number of shares held	As a % of grand total (A) + (B) + (C)	No.	As a percentage (VI)÷(V) × 100	As a % of grand total (A) + (B) + (C) of sub-clause (I)(a)	Number of warrants held	As a % total number of warrants of the same class	Number of convertible securities held		As a % total number of convertible securities of the same class
(i)	(ii)	(iii)	(iv)	(v)	(vi)÷(v) × 100	(vii)	(viii)	(ix)	(x)	(xi)	(xii)
1	PALLAVI UTSAV DHUPELIA	152,755	10.53		0.00	0.00	0	0	0	0	10.53
2	WESTERN PRESS PVT LTD	115,000	7.93	76000	65.5841	5.17	0	0	0	0	7.93
3	UTSAV DHUPELIA	112,610	7.76		0.00	0.00	0	0	0	0	7.76
4	REKHA BHUPENDRA DALAL	68,300	4.71		0.00	0.00	0	0	0	0	4.71
5	VEENA M DALAL	35,075	2.42		0.00	0.00	0	0	0	0	2.42
6	SATYEN B DALAL	30,485	2.10	30485	100	2.10	0	0	0	0	2.10
7	SATYEN BHUPENDRA DALAL	29,608	2.04		0.00	0.00	0	0	0	0	2.04
8	CIFCO LTD	21,685	1.49		0.00	0.00	0	0	0	0	1.49
9	UTSAV KANTILAL DHUPELIA	20,400	1.41		0.00	0.00	0	0	0	0	1.41
10	ASIM BHUPENDRA DALAL	20,000	1.38	20000	100	1.38	0	0	0	0	1.38
11	ADITI ASIM DALAL	15,950	1.10	15950	100	1.10	0	0	0	0	1.10
12	PALLAVI UTSAV DHUPELIA	10,000	0.69		0.00	0.00	0	0	0	0	0.69
13	MILAN DALAL	10,000	0.69		0.00	0.00	0	0	0	0	0.69
14	SATYA JYOTI HOLDINGS PRIVATE LTD	9,600	0.66		0.00	0.00	0	0	0	0	0.66
15	REKHA BHUPENDRA DALAL	4,650	0.32		0.00	0.00	0	0	0	0	0.32
16	MILAN BHUPENDRA DALAL	10,575	0.73		0.00	0.00	0	0	0	0	0.73
17	DEVJUT M DALAL	4,200	0.29		0.00	0.00	0	0	0	0	0.29
18	ASIM DALAL	1,350	0.09	1,350	0.00	0.09	0	0	0	0	0.09
19	AVANTI A DALAL	300	0.02		0.00	0.00	0	0	0	0	0.02
20	GAURIKA M DALAL (MINOR)	150	0.01		0.00	0.00	0	0	0	0	0.01
21	PALLAVI DHUPELIA	150	0.01		0.00	0.00	0	0	0	0	0.01
22	REKHA BHUPENDRA DALAL	2,050	0.14		0.00	0.00	0	0	0	0	0.14
	TOTAL	674893	46.51	142785	27.53	9.81	0	0	0	0	46.51

For FOODS AND WINNS LIMITED

 Managing Director



(D)(c)(i) Statement showing holding of securities (including shares, warrants, convertible securities) of persons belonging to the category "Public" and holding more than 1% of the total number of shares

Sr. No.	Name of the shareholder	Number of shares held	Shares as a percentage of total number of shares (i.e., Grand Total (A)+(B)+(C) indicated in Statement at para (I)(a) above)	Details of warrants		Details of convertible securities		Total shares (including underlying shares assuming full conversion of warrants and convertible securities) as a % of diluted share capital
				Number of warrants held	As a % total number of warrants of the same class	Number of convertible securities held	% w.r.t total number of convertible securities of the same class	
1	RAY SIMKINS	175,820	12.12	0	0	0	0	12.12
2	PILOT CONSULTANTS PRIVATE LTD	62,500	4.31	0	0	0	0	4.31
3	KARAN G MEHTA	28,561	1.97	0	0	0	0	1.97
4	MANPHOOL EXPORTS LTD	22,449	1.55	0	0	0	0	1.55
5	VIJAYA DEVI NAHAR	21,656	1.49	0	0	0	0	1.49
6	ORANGE MAURITIUS INVESTMENTS LTD	65,020	4.48	0	0	0	0	4.48
7	CHANDRASEN G JHAVERI	16,548	1.14	0	0	0	0	1.14
8	SARJU C JHAVERI	16,303	1.12	0	0	0	0	1.12
9	ADIKARAN FINCOM PRIVATE LIMITED	16,032	1.10	0	0	0	0	1.10
	TOTAL	424,889	29.28	0	0	0	0	29.28

(D)(c)(ii) Statement showing holding of securities (including shares, warrants, convertible securities) of persons (together with PAC) belonging to the category "Public" and holding more than 5% of the total number of shares of the company

Sr. No.	Name(s) of the shareholder(s) and the Persons Acting in Concert (PAC) with them	Number of shares	Shares as a percentage of total number of shares (i.e., Grand Total (A)+(B)+(C) indicated in Statement at para (I)(a) above)	Details of warrants		Details of convertible securities		Total shares (including underlying shares assuming full conversion of warrants and convertible securities) as a % of diluted share capital
				Number of warrants	As a % total number of warrants of the same class	Number of convertible securities held	% w.r.t total number of convertible securities of the same class	
1	RAY SIMKINS	175,820	12.12					12.12
	TOTAL	175,820	12.12					12.12


For FOODS AND INNS LIMITED




Managing Director

Statement showing details of Depository Receipts (DRs)					
(II)(a)	Sr. No.	Type of outstanding DR (ADRs, GDRs, SDRs, etc.)	Number of outstanding DRs	Number of shares underlying outstanding DRs	Shares underlying outstanding DRs as a percentage of total number of shares (i.e., Grand Total (A)+(B)+(C) indicated in Statement at para (I)(a) above)
		NIL	NIL	NIL	NIL
		TOTAL	NIL	NIL	NIL

For FOODS AND MINIS LIMITED



Managing Director




Statement showing holding of Depository Receipts (DRs), where underlying shares held by "Promoter/ Promoter Group" are in excess of 1% of the total number of shares

(II) (b)

Sr. No.	Name of the DR Holder	Type of outstanding DR (ADRs, GDRs, SDRs, etc.)	Number of shares underlying outstanding DRs	Shares underlying outstanding DRs as a percentage of total number of shares (i.e., Grand Total (A)+(B)+(C) indicated in Statement at para (I)(a) above)
	NIL	NIL	NIL	NIL
	TOTAL	NIL	NIL	NIL


For FOODS AND INNS LIMITED



Managing Director



(D)(d) Statement showing details of locked-in shares			
Sr. No.	Name of the shareholder	Number of Locked in Shares	Locked-in shares as a percentage of total number of shares (i.e., Grand Total (A)+(B)+(C) indicated in Statement at para (I)(a) above)
			Promoter / Promoter Group/Public
	Nil		
	TOTAL	0	0.00



For FOODS AND INNS LIMITED

[Handwritten Signature]

Managing Director