

(1)(a) Statement showing ShareHolding Pattern

Name of the Company /
Name of the Scrip : BSEL Infrastructure Realty Ltd.
Quarter Ended : 30-06-2015
Scrip Code : 532123 Class of security : Equity



Partly paid-up Shares	No.of Partly paid-up Shares	As a % of total No. of Partly paid-up Shares	As a % of Total no. of Shares of the Company
Held by Promoters/ Promoters Group	0		
Held by Public	0		
TOTAL - D	0		


Outstanding Conv. Securities	No.of Outstanding Securities	As a % of Total no.of O/S Conv.Securities	As a % of Total no.of shares of the Co., assuming full conv.
Held by Promoters/ Promoters Group	0		
Held by Public	0		
TOTAL - E	0		

Warrants :	No.of Warrants	As a % of Total no.of Warrants	As a % of Total no.of shares of the Co., assuming full conv.
Held by Promoters/ Promoters Group	0		
Held by Public	0		
TOTAL - F	0		

Total paid-up Capital of the Company assum- ing full conv. Of warrants & securities	82616840
---	----------



For BSEL INFRASTRUCTURE REALTY LTD.


Director / Authorised Signatory


Scrip Code : 532123
Quarter Ended : 30-06-2015



Category code	Category of Shareholder	Number of Shareholders	Total number of shares	Number of shares held in dematerialized form	Total shareholding as a percentage of total number of shares		Shares pledged or otherwise encumbered	
					As a percentage of(A+B) ¹	As a percentage of (A+B+C)	Number of shares	As a % of Total No. of Shares
h	Qualified For.Inv.	0	0	0	0.000	0.000		
i	Any Other -Specify	0	0	0	0.000	0.000		
i-1		0	0	0	0.000	0.000		
i-2		0	0	0	0.000	0.000		
	Sub-Total (B)(1)	5	3290	3110	0.004	0.004		
B 2	Non-institutions							
a	Bodies Corporates	510	5876612	5875352	7.275	7.113		
b	Individuals							
	i) upto Rs 1-Lac	46046	33762683	33667290	41.796	40.867		
	ii) above Rs1-Lac	677	20652624	20652624	25.566	24.998		
c	Qualified For.Inv.	0	0	0	0.000	0.000		
d	Any Other -Clr-Mem	29	753185	753025	0.932	0.912		
d-1		0	0	0	0.000	0.000		
d-2		0	0	0	0.000	0.000		
	-OCB	0	0	0	0.000	0.000		
	-NRI	264	1992008	1992008	2.466	2.411		
	Sub-Total (B)(2)	47526	63037112	62940299	78.035	76.301		
(B)	Total (B)=(B)(1)+(B)(2)	47531	63040402	62943409	78.039	76.305		
	TOTAL (A)+(B)	47544	80780370	80683377		97.777	0	0.000
(C)	Held by Custodians against Depository Receipts							
	PROMOTER & PRO GRP	0	0	0		0.000		
	PUBLIC	1	1836470	1836470		2.223		
	GRAND TOTAL (A)+(B)+(C)	47545	82616840	82519847		100.000	0	0.000

For BSEL INFRASTRUCTURE REALTY LTD.

[Signature]
Director / Authorised Signatory




Scrip Code : 532123
Quarter Ended : 30-06-2015



Category code	Category of Shareholder	Number of Shareholders	Total number of shares	Number of shares held in dematerialized form	Total shareholding as a percentage of total number of shares		Shares pledged or otherwise encumbered	
					As a percentage of (A+B) ¹	As a percentage of (A+B+C)	Number of shares	As a % of Total No. of Shares
(A)	Shareholding of Promoter and Promoter Group							
1	Indian							
a	Individual/Huf	4	7787860	7787860	9.641	9.426	0	0.000
b	Central/State Gov	0	0	0	0.000	0.000	0	0.000
c	Bodies Corporates	9	9952108	9952108	12.320	12.046	0	0.000
d	Fins / Banks	0	0	0	0.000	0.000	0	0.000
e	Any Other specify	0	0	0	0.000	0.000	0	0.000
e-1		0	0	0	0.000	0.000	0	0.000
e-2		0	0	0	0.000	0.000	0	0.000
	Sub Total(A)(1)	13	17739968	17739968	21.961	21.473	0	0.000
2	Foreign							
a	Indv NRI/For Ind	0	0	0	0.000	0.000	0	0.000
b	Bodies Corporate	0	0	0	0.000	0.000	0	0.000
c	Institutions	0	0	0	0.000	0.000	0	0.000
d	Qualified For. Inv.	0	0	0	0.000	0.000	0	0.000
e	Any Other Specify	0	0	0	0.000	0.000	0	0.000
e-1		0	0	0	0.000	0.000	0	0.000
e-2		0	0	0	0.000	0.000	0	0.000
	Sub Total(A)(2)	0	0	0	0.000	0.000	0	0.000
	Total Shareholding of Promoter and Promoter Group Total (A)= (A)(1)+(A)(2)	13	17739968	17739968	21.961	21.473	0	0.000
(B)	Public shareholding							
1	Institutions							
a	Mutual Funds	0	0	0	0.000	0.000		
b	Fins / Banks	2	190	10	0.000	0.000		
c	Central/State Govt	0	0	0	0.000	0.000		
d	Venture Cap Fund	3	3100	3100	0.004	0.004		
e	Insurance Comp(s)	0	0	0	0.000	0.000		
f	Foreign Ins Invest	0	0	0	0.000	0.000		
g	Foreign Ven Cap In	0	0	0	0.000	0.000		


For BSEL INFRASTRUCTURE REALTY LTD.


MUC
Director / Authorised Signatory



Sr.No	Notes

For BSEL INFRASTRUCTURE REALTY LTD.


Director / Authorised Signatory



(1)(b) Statement showing holding of securities (including shares, warrants, convertible securities) of persons belonging to the category "Promoter and Promoter Group"


Sr. No.	Ref- No	Name of the shareholder	Total Shares held		Shares pledged or otherwise encumbered			Details of warrant		Details of convertible securities		Total shares (including underlying shares assuming full conversion of warrant and convertible securities) as a % of diluted share capital
			Number	As a % of grand total (A)+(B)+(C)	Number	% of Total shares held	As a % of grand total (A)+(B)+(C)	Number of warrants held	As a % of total No of warrants of the same class	Number of convertible securities held	As a % of total No of convertible securities of the same class	
1	05364508	POOJA K KANAKIYA	1387440	1.679	0	0.000	0.000	0	0.000	0	0.000	1.679
2	10131989	BABULAL SHERMAL JAIN	70800	0.086	0	0.000	0.000	0	0.000	0	0.000	0.086
3	10533284	K K FORAM	1387440	1.679	0	0.000	0.000	0	0.000	0	0.000	1.679
4	10590686	KIRIT R KANAKIYA	4942180	5.982	0	0.000	0.000	0	0.000	0	0.000	5.982
5	31425742	BLACKMORE INVESTMENT AND TRADING CO	1263381	1.529	0	0.000	0.000	0	0.000	0	0.000	1.529
6	31425775	PLEASANT PACKAGING CO PVT LTD	971526	1.176	0	0.000	0.000	0	0.000	0	0.000	1.176
7	31425783	RELAXED PACKAGERS PVT LTD	1475344	1.786	0	0.000	0.000	0	0.000	0	0.000	1.786
8	31425790	CONSIENT PACKAGERS PVT LTD	1497000	1.812	0	0.000	0.000	0	0.000	0	0.000	1.812
9	31425804	PRAVARA COMMERCIAL PVT LTD	1357226	1.643	0	0.000	0.000	0	0.000	0	0.000	1.643
10	31425813	BEACHCRAFT INVESTMENT TRADING CO	940631	1.139	0	0.000	0.000	0	0.000	0	0.000	1.139
11	31427117	TIMBERHILL ENGINEERS PVT LTD	288000	0.346	0	0.000	0.000	0	0.000	0	0.000	0.346
12	32814205	TOTAL BIZCON SOLUTION LIMITED	500000	0.605	0	0.000	0.000	0	0.000	0	0.000	0.605
13	32814238	STOCKWATCH SECURITIES PVT LTD	1661000	2.010	0	0.000	0.000	0	0.000	0	0.000	2.010
		Total Promoter & Promoter Group	17739968	21.473	0	0.000	0.000	0	0.000	0	0.000	21.472


For BSEL INFRASTRUCTURE REALTY LTD.


 Director / Authorised Signatory


(l)(c) **Statement showing holding of securities (including shares, warrants, convertible securities) of persons belonging to the category “Public” and holding more than 1% of the total number of shares**


Sr. No.	Ref-Num	Name of the shareholder	Number of shares	Shares as a percentage of total number of shares (i.e., Grand Total (A)+(B)+(C) indicated in Statement at para (l)(a) above)	Details of warrant		Details of convertible securities		Total shares (including underlying shares assuming full conversion of warrant and convertible securities) as a % of diluted share capital
					Number of warrants held	As a % of total No of warrants of the same class	Number of convertible securities held	As a % of total No of convertible securities of the same class	
				0.000					
		Total	0	0.000	0	0.000	0	0.000	0.000

For BSEL INFRASTRUCTURE REALTY LTD

 Director / Authorised Signatory



(1)(c) Statement showing holding of securities (including shares, warrants, convertible securities) of persons (together with PAC) belonging to the category "Public" and holding more than 5% of the total number of shares									
Sr. No.	Ref-Num	Name of the shareholder	Number of shares	Shares as a percentage of total number of shares (i.e., Grand Total (A)+(B)+(C) indicated in Statement at para (D)(a) above)	Details of warrant		Details of convertible securities		Total shares (including underlying shares assuming full conversion of warrant and convertible securities) as a % of diluted share capital
					Number of warrants held	As a % of total No of warrants of the same class	Number of convertible securities held	As a % of total No of convertible securities of the same class	
									0.000
		Total -Public [5% & above]	0	0.000	0	0.000	0	0.000	0.000

For BSEL INFRASTRUCTURE REALTY LTD
[Signature]
 Director / Authorised Signatory




(I)(d) Statement showing details of locked-in shares

Sr. No.	Ref- Num	Name of the shareholder	Number of locked-in shares	Locked-in shares as a percentage of total number of shares (i.e., Grand Total (A)+(B)+(C) indicated in Statement at para (I)(a) above}	Promoter/Promoter Group/Public
		Total Locked in Shares	0	0.000	

For BSEL INFRASTRUCTURE REALTY LTD.


[Signature]
Director / Authorised Signatory




(II)(a) Statement showing details of Depository Receipts (DRs)

Sr. No.	Ref-Num	Name of theHolder	Type of outstanding DR (ADRs, GDRs, SDRs, etc.)	Number of outstanding DRs	Number of shares underlying outstanding DRs	Shares underlying outstanding DRs as a percentage of total number of shares {i.e., Grand Total (A)+(B)+(C) indicated in Statement at para (I)(a) above}
1	00000307	THE BANK OF NEW YORK	GDR	183647	1836470	2.223
		Total Details of Depository Receipts (DRs)		183647	1836470	2.223

For BSEL INFRASTRUCTURE REALTY LTD.


Director / Authorised Signatory



(II)(b) Statement showing Holding of Depository Receipts (DRs), where underlying shares held by Promoter/Promoter Group are in excess of 1% of the total number of shares

Sr. No.	Ref-Num	Name of the DR Holder	Type of outstanding DR (ADRs, GDRs, SDRs, etc.)	Number of outstanding DRs	Number of shares underlying outstanding DRs	Shares underlying outstanding DRs as a percentage of total number of shares {i.e., Grand Total (A)+(B)+(C) indicated in Statement at para (I)(a) above}

For BSEL INFRASTRUCTURE REALTY LTD.

[Signature]
Director / Authorised Signatory

