


<b>(1)(a) STATEMENT SHOWING SHAREHOLDING PATTERN IN CLAUSE-35</b>			
<b>Table (1)(a)</b>			
<b>NAME OF THE COMPANY: KARTIK INVESTMENTS TRUST LIMITED</b>			
<b>NAME OF THE SCRIP : KARTIK INVESTMENTS TRUST LIMITED</b>			
<b>SCRIP CODE: BSE: 501151</b>			
<b>Class of Security: EQUITY</b>			
			<b>QUARTER ENDED: 30/06/2015</b>
<b>Partly paid-up shares</b>	<b>No. of partly paid-up shares</b>	<b>As a % of total no. of partly paid-up shares</b>	<b>As a % of total no. of shares of the Company.</b>
Held by promoter/promoter group	0	0	0
Held by Public	0	0	0
<b>Total</b>	<b>0</b>	<b>0</b>	<b>0</b>
<b>Outstanding convertible securities:</b>	<b>No. of outstanding securities</b>	<b>As a % of total no. of outstanding convertible securities.</b>	<b>As a % of total no. of shares of the Company assuming full conversion of the convertible securities</b>
Held by promoter/promoter group	0	0	0
Held by Public	0	0	0
<b>Total</b>	<b>0</b>	<b>0</b>	<b>0</b>
<b>Warrants:</b>	<b>No. of warrants</b>	<b>As a % of total no. of warrants</b>	<b>As a % of total no. of shares of the Company assuming full conversion of the warrants</b>
Held by promoter/promoter group	0	0	0
Held by Public	0	0	0
<b>Total</b>	<b>0</b>	<b>0</b>	<b>0</b>
<b>Total paid-up capital of the Company, assuming full conversion of warrants and convertible securities</b>	<b>244000</b>		<b>100</b>



## SHAREHOLDING PATTERN AS ON 30/06/2015 AS PER THE REVISED CLAUSE 35 OF THE LISTING AGREEMENT


## (1) (a) Statement showing Shareholding Pattern

Name of the Company : KARTIK INVESTMENTS TRUST LIMITED

Scrip Code :501151


QUARTER ENDED: 30/06/2015


Category code	Category of shareholder	Number of shareholders	Total number of shares	Number of shares held in dematerialized form	Total shareholding as a percentage of total number of shares		Shares pledged or otherwise encumbered.	
					As a percentage of (A+B) <sup>1</sup> (VI)	As a percentage of (A+B+C) (VII)	Number of shares (VIII)	As a Percentage (IX)=(VIII)/ (IV)*100
(I)	(II)	(III)	(IV)	(V)	(VI)	(VII)	(VIII)	(IX)
(A)	<b>Shareholding of Promoter and Promoter Group<sup>2</sup></b>							
(I)	Indian							
(a)	Individuals/Hindu Undivided Family	7	600	Nil	0.25	0.25	0	0
(b)	Central Government/ State Government(s)							
(c)	Bodies Corporate	11	177950	Nil	72.93	72.93	0	0
(d)	Financial Institutions/ Banks							
(e)	Any Other - Trust	2	4000	Nil	1.64	1.64	0	0
	<b>Sub-Total (A)(1)</b>	<b>20</b>	<b>182550</b>	<b>0</b>	<b>74.82</b>	<b>74.82</b>	<b>0</b>	<b>0</b>
(II)	Foreign							
(a)	Individuals (Non-Resident individuals/Foreign Individuals)							
(b)	Bodies Corporate							
(c)	Institutions							
(d)	Qualified Foreign Investor							
(e)	Others							
	<b>Sub-Total (A)(2)</b>	<b>20</b>	<b>182550</b>	<b>0</b>	<b>74.82</b>	<b>74.82</b>	<b>0.00</b>	<b>0.00</b>
	<b>Total Shareholding of Promoter and Promoter Group (A) = (A)(1) + (A)(2)</b>	<b>20</b>	<b>182550</b>	<b>0</b>	<b>74.82</b>	<b>74.82</b>	<b>0.00</b>	<b>0.00</b>
(B)	<b>Public shareholding<sup>3</sup></b>							
(I)	Institutions							
(a)	Mutual Funds/UTI							
(b)	Financial Institutions/ Banks							
(c)	Central Government/ State Government(s)							
(d)	Venture Capital Funds							
(e)	Insurance Companies							
(f)	Foreign Institutional Investors							
(g)	Foreign Venture Capital Investors							
(h)	Qualified Foreign Investor							
(i)	Any Other - OCBs							
	<b>Sub-Total (B)(1)</b>	<b>0</b>	<b>0</b>	<b>0</b>	<b>0</b>	<b>0</b>	<b>0</b>	<b>0.00</b>
(II)	Non-institutions							
(a)	Bodies Corporate	7	29440	Nil	12.07	12.07	0	0.00
(b)	Individuals							
	I. Individual shareholders holding nominal share capital up to Rs. 1 lakh.	80	32010	Nil	13.12	13.12	0	0.00
	II. Individual shareholders holding nominal share capital in excess of Rs. 1 lakh.							
(c)	Qualified Foreign Investor							
(d)	Any Other-NRI/Clearing Members							
	<b>Sub-Total (B)(2)</b>	<b>87</b>	<b>61450</b>	<b>0</b>	<b>25.184</b>	<b>25.184</b>	<b>0</b>	<b>0.00</b>
	<b>Total Public Shareholding (B) = (B)(1) + (B)(2)</b>	<b>87</b>	<b>61450</b>	<b>0</b>	<b>25.18</b>	<b>25.18</b>	<b>0</b>	<b>0.00</b>
	<b>TOTAL (A)+(B)</b>	<b>107</b>	<b>244000</b>	<b>0</b>	<b>100.00</b>	<b>100</b>	<b>0</b>	<b>0.00</b>
(C)	<b>Shares held by Custodians and against which Depository Receipts have been issued</b>							
1	Promoter and Promoter Group	0	0	0	0	0	0	0
2	Public	0	0	0	0	0	0	0
	<b>Sub-Total (C)</b>	<b>0</b>	<b>0</b>	<b>0</b>	<b>0.00</b>	<b>0.00</b>	<b>0</b>	<b>0.00</b>
	<b>Grand TOTAL(A)+(B)+(C)</b>	<b>107</b>	<b>244000</b>	<b>0</b>	<b>100.00</b>	<b>100.00</b>	<b>0</b>	<b>0.00</b>



(1)(b) Statement showing holdings of Securities, (including shares, warrants, convertible securities) of persons belonging to the category "Promoters and Promoter Group"


Sl No.	Name of the shareholder	Details of shares held		Number	Encumbered shares		As a % of paid up total (A)-(B)+(C)	As a % of paid up total (A)-(B)+(C)	No. of Warrants held	As a % of total warrants of the same class	Details of convertible securities held	As a % of total convertible securities of the same class	Total shares (including shares assuming full conversion of convertible securities) as per share capital
		No. of shares held	As a % of paid up total (A)+(B)+(C)		As a percentage of sub-clause (i)(a)	As a % of paid up total (A)-(B)+(C)							
1	M.V. Mungappan	100	0.04	0	0	0.00	0.00	0	0.00	0	0.00	0	0.00
2	M.V. Valli Mungappan	0	0.00	0	0	0.00	0.00	0	0.00	0	0.00	0	0.00
3	Valli Arunachalam	0	0.00	0	0	0.00	0.00	0	0.00	0	0.00	0	0.00
4	M.Velachi	0	0.00	0	0	0.00	0.00	0	0.00	0	0.00	0	0.00
5	Valli Muthiah	0	0.00	0	0	0.00	0.00	0	0.00	0	0.00	0	0.00
6	Umayal R	0	0.00	0	0	0.00	0.00	0	0.00	0	0.00	0	0.00
7	M.V Subbah	100	0.04	0	0	0.00	0.00	0	0.00	0	0.00	0	0.00
8	M.V Seetha Subbiah	0	0.00	0	0	0.00	0.00	0	0.00	0	0.00	0	0.00
9	Sivagami Natesan	0	0.00	0	0	0.00	0.00	0	0.00	0	0.00	0	0.00
10	Valli Subbah	0	0.00	0	0	0.00	0.00	0	0.00	0	0.00	0	0.00
11	S. Vellayan	0	0.00	0	0	0.00	0.00	0	0.00	0	0.00	0	0.00
12	Kaniga Subbah	0	0.00	0	0	0.00	0.00	0	0.00	0	0.00	0	0.00
13	Kaniga Subban	0	0.00	0	0	0.00	0.00	0	0.00	0	0.00	0	0.00
14	Kalya Subbah	0	0.00	0	0	0.00	0.00	0	0.00	0	0.00	0	0.00
15	A. Velayan	50	0.02	0	0	0.00	0.00	0	0.00	0	0.00	0	0.00
16	Leitha Vellayan	0	0.00	0	0	0.00	0.00	0	0.00	0	0.00	0	0.00
17	Valli Annamalai	0	0.00	0	0	0.00	0.00	0	0.00	0	0.00	0	0.00
18	V. Narayanan	0	0.00	0	0	0.00	0.00	0	0.00	0	0.00	0	0.00
19	Vasantha Vellayan	0	0.00	0	0	0.00	0.00	0	0.00	0	0.00	0	0.00
20	V. Arunachalam	0	0.00	0	0	0.00	0.00	0	0.00	0	0.00	0	0.00
21	Nagalakshmi Arunachalam	0	0.00	0	0	0.00	0.00	0	0.00	0	0.00	0	0.00
22	A. Venkateshram	50	0.02	0	0	0.00	0.00	0	0.00	0	0.00	0	0.00
23	Meyamma Venkateshram	0	0.00	0	0	0.00	0.00	0	0.00	0	0.00	0	0.00
24	Arun Venkateshram	0	0.00	0	0	0.00	0.00	0	0.00	0	0.00	0	0.00
25	M.V. J.R. Venkatesh	0	0.00	0	0	0.00	0.00	0	0.00	0	0.00	0	0.00
26	M. Narayan	100	0.04	0	0	0.00	0.00	0	0.00	0	0.00	0	0.00
27	Meesakshi Mungappan	0	0.00	0	0	0.00	0.00	0	0.00	0	0.00	0	0.00
28	M.M. Venugopalan	0	0.00	0	0	0.00	0.00	0	0.00	0	0.00	0	0.00
29	M.M. Senthilakshmi	0	0.00	0	0	0.00	0.00	0	0.00	0	0.00	0	0.00
30	M.M. Muthiah	0	0.00	0	0	0.00	0.00	0	0.00	0	0.00	0	0.00
31	Selachi Ramanathan	0	0.00	0	0	0.00	0.00	0	0.00	0	0.00	0	0.00
32	M.M. Venkateshram	0	0.00	0	0	0.00	0.00	0	0.00	0	0.00	0	0.00
33	Lakshmi Venkateshram	0	0.00	0	0	0.00	0.00	0	0.00	0	0.00	0	0.00
34	M.V. Muthiah	0	0.00	0	0	0.00	0.00	0	0.00	0	0.00	0	0.00
35	M.V. Subramanian	0	0.00	0	0	0.00	0.00	0	0.00	0	0.00	0	0.00
36	M.A. Alagappan	200	0.08	0	0	0.00	0.00	0	0.00	0	0.00	0	0.00
37	A.A. Alagammai	0	0.00	0	0	0.00	0.00	0	0.00	0	0.00	0	0.00
38	Lademi Ramaswamy	0	0.00	0	0	0.00	0.00	0	0.00	0	0.00	0	0.00
39	Am. Alagappan	0	0.00	0	0	0.00	0.00	0	0.00	0	0.00	0	0.00
40	Am. Alagammai	0	0.00	0	0	0.00	0.00	0	0.00	0	0.00	0	0.00
41	A. Keertika Umanajala	0	0.00	0	0	0.00	0.00	0	0.00	0	0.00	0	0.00
42	Master Prasav Alagappan	0	0.00	0	0	0.00	0.00	0	0.00	0	0.00	0	0.00
43	M.A.M. Arunachalam	0	0.00	0	0	0.00	0.00	0	0.00	0	0.00	0	0.00
44	Sigappi Arunachalam	0	0.00	0	0	0.00	0.00	0	0.00	0	0.00	0	0.00
45	AM. Meyammai	0	0.00	0	0	0.00	0.00	0	0.00	0	0.00	0	0.00
46	Lakshmi Chockalingam	0	0.00	0	0	0.00	0.00	0	0.00	0	0.00	0	0.00
47	Master Dhruv Mungappan Arunachalam	0	0.00	0	0	0.00	0.00	0	0.00	0	0.00	0	0.00
48	Vedhika Meyammai Arunachalam	0	0.00	0	0	0.00	0.00	0	0.00	0	0.00	0	0.00
49	E.T.D. PARRY (INDIA) LTD.	23600	9.67	0	0	0.00	0.00	0	0.00	0	0.00	0	0.00





June 2015  
Statement showing holding of Securities, including shares, warrants, convertible securities of persons belonging to the category "Promoter and Promoter Group."

Sr No.	Name of the shareholder	Details of shares held		Encumbered shares			Details of Warrants		Details of convertible securities		Total shares (including shares assuming full conversion of warrants and convertible securities as % of total shares capital)
		No of shares held	As a % of grand total (A)-(B)-(C)	Number	As a percentage (VI)=(V)/(III)*100	As a % of grand total of sub-class (IIa)	No. of Warrants held	As a % total warrants of the same class	Number of convertible securities held	As a % total convertible securities of the same class	
(I)	(II)	(III)	(IV)	(V)	(VI)	(VII)	(VIII)	(IX)	(X)	(XI)	(XII)
1	M V Murugappan	100	0.04	0	0.00	0.00	0	0.00	0	0.00	0.00
2	M V Valli Murugappan	0	0.00	0	0.00	0.00	0	0.00	0	0.00	0.00
3	Valli Arunachalam	0	0.00	0	0.00	0.00	0	0.00	0	0.00	0.00
4	M Vellachi	0	0.00	0	0.00	0.00	0	0.00	0	0.00	0.00
5	Valli Muthiah	0	0.00	0	0.00	0.00	0	0.00	0	0.00	0.00
6	Umaval R	0	0.00	0	0.00	0.00	0	0.00	0	0.00	0.00
7	M V Subbiah	100	0.04	0	0.00	0.00	0	0.00	0	0.00	0.00
8	M V Seetha Subbiah	0	0.00	0	0.00	0.00	0	0.00	0	0.00	0.00
9	Sivagami Natesan	0	0.00	0	0.00	0.00	0	0.00	0	0.00	0.00
10	Valli Subbiah	0	0.00	0	0.00	0.00	0	0.00	0	0.00	0.00
11	S Vellayan	0	0.00	0	0.00	0.00	0	0.00	0	0.00	0.00
12	Kanika Subbiah	0	0.00	0	0.00	0.00	0	0.00	0	0.00	0.00
13	Karthik Subbiah	0	0.00	0	0.00	0.00	0	0.00	0	0.00	0.00
14	Kabir Subbiah	0	0.00	0	0.00	0.00	0	0.00	0	0.00	0.00
15	A Vellayan	50	0.02	0	0.00	0.00	0	0.00	0	0.00	0.00
16	Lalitha Vellayan	0	0.00	0	0.00	0.00	0	0.00	0	0.00	0.00
17	Valli Annamalai	0	0.00	0	0.00	0.00	0	0.00	0	0.00	0.00
18	V Narayanan	0	0.00	0	0.00	0.00	0	0.00	0	0.00	0.00
19	Vasanthi Vellayan	0	0.00	0	0.00	0.00	0	0.00	0	0.00	0.00
20	V Arunachalam	0	0.00	0	0.00	0.00	0	0.00	0	0.00	0.00
21	Nagalakshmi Arunachalam	0	0.00	0	0.00	0.00	0	0.00	0	0.00	0.00
22	A Venkatachalam	50	0.02	0	0.00	0.00	0	0.00	0	0.00	0.00
23	Meyamma Venkatachalam	0	0.00	0	0.00	0.00	0	0.00	0	0.00	0.00
24	Arun Venkatachalam	0	0.00	0	0.00	0.00	0	0.00	0	0.00	0.00
25	MV AR Meenakshi	0	0.00	0	0.00	0.00	0	0.00	0	0.00	0.00
26	M M Murugappan	100	0.04	0	0.00	0.00	0	0.00	0	0.00	0.00
27	Meenakshi Murugappan	0	0.00	0	0.00	0.00	0	0.00	0	0.00	0.00
28	M M Veerappan	0	0.00	0	0.00	0.00	0	0.00	0	0.00	0.00
29	M M Seethalakshmi	0	0.00	0	0.00	0.00	0	0.00	0	0.00	0.00
30	M M Muthiah	0	0.00	0	0.00	0.00	0	0.00	0	0.00	0.00
31	Solachi Ramnathan	0	0.00	0	0.00	0.00	0	0.00	0	0.00	0.00
32	M Venkatachalam	0	0.00	0	0.00	0.00	0	0.00	0	0.00	0.00
33	Lakshmi Venkatachalam	0	0.00	0	0.00	0.00	0	0.00	0	0.00	0.00
34	M V Muthiah	0	0.00	0	0.00	0.00	0	0.00	0	0.00	0.00
35	M V Subramanian	0	0.00	0	0.00	0.00	0	0.00	0	0.00	0.00
36	M A Alagappan	200	0.08	0	0.00	0.00	0	0.00	0	0.00	0.00
37	A A Alagammal	0	0.00	0	0.00	0.00	0	0.00	0	0.00	0.00
38	Lakshmi Ramaswamy	0	0.00	0	0.00	0.00	0	0.00	0	0.00	0.00
39	Valli Alagappan	0	0.00	0	0.00	0.00	0	0.00	0	0.00	0.00
40	Arun Alagappan	0	0.00	0	0.00	0.00	0	0.00	0	0.00	0.00
41	A Keethi Unnamalai	0	0.00	0	0.00	0.00	0	0.00	0	0.00	0.00
42	Master Prave Alagappan	0	0.00	0	0.00	0.00	0	0.00	0	0.00	0.00
43	M A M Arunachalam	0	0.00	0	0.00	0.00	0	0.00	0	0.00	0.00
44	Sigappi Arunachalam	0	0.00	0	0.00	0.00	0	0.00	0	0.00	0.00
45	AM Meyammai	0	0.00	0	0.00	0.00	0	0.00	0	0.00	0.00
46	Lakshmi Chockalingam	0	0.00	0	0.00	0.00	0	0.00	0	0.00	0.00
47	Master Dhruv Murugappan Arunachalam	0	0.00	0	0.00	0.00	0	0.00	0	0.00	0.00
48	Vedhika Meyammai Arunachalam	0	0.00	0	0.00	0.00	0	0.00	0	0.00	0.00
49	E.I.D.PARRY (INDIA) LTD.	23600	9.67	0	0.00	0.00	0	0.00	0	0.00	0.00
50	Parry America Inc	0	0.00	0	0.00	0.00	0	0.00	0	0.00	0.00



51	Parrys Investments Limited		0	0.00	0	0.00	0	0.00	0	0.00	0	0.00	0	0.00	0	0.00	0	0.00
52	Parry Infrastructure Company Private Limited		0	0.00														
53	Parry Sugar Limited		0	0.00														
54	Parry Phytomedies Private Ltd (earlier known as Phytomedies Biolabs Private Ltd)		0	0.00														
55	Parry Agrochem Exports Ltd		0	0.00														
56	Coromandel International Ltd (Earlier known as Coromandel Fertilisers Ltd)		0	0.00														
57	Alimtec S.A.		0	0.00														
58	Liberty Pesticides & Fertilizers Limited (LPFL)		0	0.00														
59	Parry Chemicals Limited		0	0.00														
60	CFL Mauritius Limited		0	0.00														
61	Sabero Europe BV		0	0.00														
62	Sabero Australia Pty Ltd		0	0.00														
63	Sabero Organics America SA		0	0.00														
64	Sabero Argentina SA		0	0.00														
65	Sabero Organics Philippines Asia Inc.		0	0.00														
66	Sabero Organics Mexico S.A. de C.V.		0	0.00														
67	Coromandel Brasil Ltda (Limited Liability Company)		0	0.00														
68	Coromandel SQM (India) Ltd.		0	0.00														
69	Coromandel Cellux Phosphates Pte. Ltd., Singapore		0	0.00														
70	Yanmar Coromandel Agri Solutions Pvt. Ltd		0	0.00														
71	Tunisian Indian Fertilizer S.A., Tunisia		0	0.00														
72	Foskor (Pty) Limited, South Africa		0	0.00														
73	Parry Sugar Industries Limited		0	0.00														
74	US Nutraceuticals LLC		0	0.00														
75	Silkroad Sugar Private Ltd		0	0.00														
76	Dare Investments Limited		0	0.00														
77	New Ambadi Estates Pvt. Ltd.		74758	30.64														
78	Ambadi Investments Pvt. Ltd.		0	0.00														
79	Murugappa Holdings Ltd. (Formerly Parry Agro Industries Ltd.)		0	0.00														
80	Parry Enterprises India Ltd.		32	0.01														
81	Parry Agro Industries Ltd. (Formerly Parry Estates Limited)		0	0.00														
82	Ambadi Enterprises Ltd.		0	0.00														
83	Ambadi Holdings Pvt. Ltd.		0	0.00														
84	Murugappa Management Services Ltd.		0	0.00														
85	Parry Murray Ltd, UK		0	0.00														
86	Tube Investments of India Ltd.		33790	13.85														
87	TI Tsubamex Pvt Ltd		0	0.00														
88	Financiere C 10		0	0.00														
89	Sedis, SAS		0	0.00														
90	Societe De Commercialisation De Composants Industriels		0	0.00														
91	Sedis Company Ltd.		0	0.00														
92	Shanithi Gears Ltd.		0	0.00														
93	Cholamandalam Securities Ltd.		0	0.00														
94	Cholamandalam Distribution Services Ltd.		0	0.00														
95	Chola Insurance Services Pvt. Ltd.		0	0.00														
96	Chola Business Services Ltd.		550	0.23														
97	Cholamandalam Investment and Finance Co. Ltd.		0	0.00														
98	CheryTin Online Private Limited		0	0.00														
99	Cholamandalam MS General Insurance Company Ltd.		0	0.00														
100	Cholamandalam MS Risk Services Ltd.		0	0.00														
101	TI Financial Holdings Limited		0	0.00														
102	Carbondrum Universal Ltd.		24240	9.93														
103	CUMI America Inc.		0	0.00														
104	Net Access (India) limited		0	0.00														
105	Southern Energy Development Corporation Ltd.		0	0.00														
106	Sterling Abrasives Ltd.		0	0.00														
107	CUMI (Australia) Pty Ltd		0	0.00														
108	CUMI Canada Inc.		0	0.00														
109	CUMI Middle East FZE		0	0.00														
110	CUMI International Ltd		0	0.00														
111	Volzhskiy Abrasives Works		0	0.00														



June 2015

112	Foskor Zirconia Ply Limited, South Africa	0	0.00	0	0.00	0	0.00	0	0.00	0	0.00	0	0.00	0	0.00	0	0.00	0	0.00
113	Cellaris Refractories India Ltd	0	0.00	0	0.00	0	0.00	0	0.00	0	0.00	0	0.00	0	0.00	0	0.00	0	0.00
114	CUMI Abrasives and Ceramics Company Ltd, China	0	0.00	0	0.00	0	0.00	0	0.00	0	0.00	0	0.00	0	0.00	0	0.00	0	0.00
115	CUMI Europe s.r.o	0	0.00	0	0.00	0	0.00	0	0.00	0	0.00	0	0.00	0	0.00	0	0.00	0	0.00
116	Thukela Refractories isithebe Proprietary Limited	0	0.00	0	0.00	0	0.00	0	0.00	0	0.00	0	0.00	0	0.00	0	0.00	0	0.00
117	Wendt (India) Ltd	0	0.00	0	0.00	0	0.00	0	0.00	0	0.00	0	0.00	0	0.00	0	0.00	0	0.00
118	Murugappa Morgan Thermal Ceramics Ltd.	0	0.00	0	0.00	0	0.00	0	0.00	0	0.00	0	0.00	0	0.00	0	0.00	0	0.00
119	CIRIA India Ltd.	0	0.00	0	0.00	0	0.00	0	0.00	0	0.00	0	0.00	0	0.00	0	0.00	0	0.00
120	Presmet Pvt. Ltd.	0	0.00	0	0.00	0	0.00	0	0.00	0	0.00	0	0.00	0	0.00	0	0.00	0	0.00
121	Coromandel Engineering Company Limited	0	0.00	0	0.00	0	0.00	0	0.00	0	0.00	0	0.00	0	0.00	0	0.00	0	0.00
122	Murugappa Educational & Medical Foundation	12220	5.01	0	0.00	0	0.00	0	0.00	0	0.00	0	0.00	0	0.00	0	0.00	0	0.00
123	AMM Arunachalam & Sons Private Limited	100	0.04	0	0.00	0	0.00	0	0.00	0	0.00	0	0.00	0	0.00	0	0.00	0	0.00
124	AMM Vellayan Sons P Ltd.	3700	1.52	0	0.00	0	0.00	0	0.00	0	0.00	0	0.00	0	0.00	0	0.00	0	0.00
125	MM Muthiah Sons P Ltd.	0	0.00	0	0.00	0	0.00	0	0.00	0	0.00	0	0.00	0	0.00	0	0.00	0	0.00
126	Kadamane Estates Company	0	0.00	0	0.00	0	0.00	0	0.00	0	0.00	0	0.00	0	0.00	0	0.00	0	0.00
127	Yelnoorkhan Group Estates	0	0.00	0	0.00	0	0.00	0	0.00	0	0.00	0	0.00	0	0.00	0	0.00	0	0.00
128	Murugappa & Sons (M.V.MURUGAPPAN, M A Alagappan and M M Murugappan hold shares on behalf of the Firm)	0	0.00	0	0.00	0	0.00	0	0.00	0	0.00	0	0.00	0	0.00	0	0.00	0	0.00
129	MM Muthiah Research Foundation	4960	2.03	0	0.00	0	0.00	0	0.00	0	0.00	0	0.00	0	0.00	0	0.00	0	0.00
130	M A Murugappan Holdings Pvt Limited	0	0.00	0	0.00	0	0.00	0	0.00	0	0.00	0	0.00	0	0.00	0	0.00	0	0.00
131	AIMM Foundation	0	0.00	0	0.00	0	0.00	0	0.00	0	0.00	0	0.00	0	0.00	0	0.00	0	0.00
132	Genbur Properties Pvt. Ltd.	0	0.00	0	0.00	0	0.00	0	0.00	0	0.00	0	0.00	0	0.00	0	0.00	0	0.00
133	A R Lakshmi Acti Trust	4000	1.84	0	0.00	0	0.00	0	0.00	0	0.00	0	0.00	0	0.00	0	0.00	0	0.00
134	M V Seetha Subbiah Benefit Trust (S Vellayan & A Vellayan holds shares on behalf of the Trust)	0	0.00	0	0.00	0	0.00	0	0.00	0	0.00	0	0.00	0	0.00	0	0.00	0	0.00
135	Valli Subbiah Benefit Trust (S Vellayan & A Vellayan holds shares on behalf of the Trust)	0	0.00	0	0.00	0	0.00	0	0.00	0	0.00	0	0.00	0	0.00	0	0.00	0	0.00
136	MA Alagappan Grand Children Trust (Arun Alagappan & A Alagammai holds shares on behalf of the Trust)	0	0.00	0	0.00	0	0.00	0	0.00	0	0.00	0	0.00	0	0.00	0	0.00	0	0.00
137	Anun Murugappan Children's Trust (MAM Arunachalam & Sigeppi Arunachalam holds shares on behalf of the Trust)	0	0.00	0	0.00	0	0.00	0	0.00	0	0.00	0	0.00	0	0.00	0	0.00	0	0.00
138	MA Murugappan & MA Alagappan Grand Children Trust (M A Alagappan & M A Arunachalam holds shares on behalf of the Trust)	0	0.00	0	0.00	0	0.00	0	0.00	0	0.00	0	0.00	0	0.00	0	0.00	0	0.00
139	Murugappan Arunachalam Children Trust (M.A.ALAGAPPAN & M A M Arunachalam holds shares on behalf of the Trust)	0	0.00	0	0.00	0	0.00	0	0.00	0	0.00	0	0.00	0	0.00	0	0.00	0	0.00
140	V S Bhairavi Trust (M V Subbiah & Kanika Subbiah holds shares on behalf of the Trust)	0	0.00	0	0.00	0	0.00	0	0.00	0	0.00	0	0.00	0	0.00	0	0.00	0	0.00
141	K S Shambhavi Trust (M V Subbiah & S Vellayan holds shares on behalf of the Trust)	0	0.00	0	0.00	0	0.00	0	0.00	0	0.00	0	0.00	0	0.00	0	0.00	0	0.00
	<b>TOTAL</b>	<b>182550</b>	<b>74.82</b>	<b>0</b>	<b>0.00</b>	<b>0</b>	<b>0.00</b>	<b>0</b>	<b>0.00</b>	<b>0</b>	<b>0.00</b>	<b>0</b>	<b>0.00</b>	<b>0</b>	<b>0.00</b>	<b>0</b>	<b>0.00</b>	<b>0</b>	<b>0.00</b>



June 2015

(1)(c)(i) Statement showing holding of securities (including shares, warrants, convertible securities) of persons belonging to the category "Public" and holding more than 1% of the total number of shares

Sr No.	Name of the shareholder	Number of shares held	Shares as a percentage of total number of shares (i.e. Grand Total (A)+(B)+(C) Indicated in Statement at para (1)(a) above)	Details of warrants	Details of convertible securities	Total shares (including underlying shares assuming full conversion of warrants and convertible securities) as a % of diluted share capital
1	IGFT PRIVATE LIMITED	10100	4.14			
2	DHARMESH R SHAH	3000	1.23			
3	ANUJA SHETH JT.T. PARUL A SHETH	6200	2.54			
4	HITEN A SHETH JT.T. DEEPAH SHETH	6200	2.54			
5	GAGANDEEP CREDIT CAPITAL PVT. LTD.	6200	2.54			
6	PRESCIENT SECURITIES PVT. LTD.	6200	2.54			
7	ANVIL FINTRADE PVT. LTD.	6200	2.54			
	<b>TOTAL</b>	<b>44100</b>	<b>18.07</b>			

(1)(c)(ii) Statement showing holding of securities (including shares, warrants, convertible securities) of persons (together with PAC) belonging to the category "Public" and holding more than 5% of the total number of shares of the company

Sr No.	Name of the shareholder	Number of shares	Shares as a percentage of total number of shares (i.e. Grand Total Indicated in Statement at para (1)(a) above)	Details of warrants held	Details of convertible securities held	Total shares (including underlying shares assuming full conversion of warrants and convertible securities) as a % of diluted share capital
		NII	NII			
	<b>TOTAL</b>	<b>NII</b>	<b>NII</b>			

(1)(d) STATEMENT SHOWING DETAILS OF LOCKED-IN SHARES"

SR. NO	NAME OF THE SHAREHOLDER	CAT. CODE	NO. OF LOCKED-IN SHARES	LOCKED IN SHARES AS A % OF TOTAL NO. OF SHARES (i.e. GRAND TOTAL (A)+(B)+(C) INDICATED IN STATEMENT AT PARA (1)(a) ABOVE)
		NII	NIL	NII
		NII	NIL	NII



June 2015

(ii)(e) Statement showing details of Depository Receipts (DRs)				
Sr No.	Type of outstanding DR (ADRs, GDRs, SDRs, etc.)	Number of outstanding DRs	Number of shares underlying outstanding DRs	Shares underlying outstanding DRs as a percentage of total number of shares (i.e., Grand Total (A)+(B)+(C) indicated in Statement at para (ii)(a) above)
		Nil		Nil
		Nil		Nil
	TOTAL	Nil		Nil

(ii)(e) Statement showing Holding of Depository Receipts (DRs), where underlying shares held by "Promoter/Promoter Group", are in excess of 1% of the total number of shares				
Sr No.	Name of the DR Holder	Type of outstanding DR (ADRs, GDRs, SDRs, etc.)	Number of shares underlying outstanding DRs	Shares underlying outstanding DRs as a percentage of total number of shares (i.e., Grand Total (A)+(B)+(C) indicated in Statement at para (ii)(a) above)
		Nil		Nil
	TOTAL	Nil		Nil





Statement showing the voting pattern of shareholders, if more than one class of shares/securities is issued by the issuer.					
(iii)(a) Category Code	Category of Shareholder	(i) (ii)	Number of Voting Rights held in each class of securities	Total Voting Rights (ii+iv+v)	Total Voting Rights i.e.(iv) As a % of (A+B) (vii) As a percentage of (A+B+C) (viii)
			Class X - EQUITY (iii) Class Y (iv) Class Z (v)		
(A)	PROMOTER AND PROMOTER GROUP				
(1)	INDIAN				
(a)	Individuals / Hindu Undivided Family				
(b)	Central Government / State Government(s)				
(c)	Bodies Corporate				
(d)	Financial Institutions / Banks				
(e)	Any Other - Promoter Trust				
(2)	Sub-Total (A)(1)				
(a)	Foreign Individuals (Non-Resident Individuals/Foreign Individuals)				
(b)	Bodies Corporate				
(c)	Institutions				
(d)	Any Other (Specify)				
(e)	Sub-Total (A)(2)				
	Total Shareholding of Promoter and Promoter Group (A) = (A)(1) + (A)(2)				
(B)	Public shareholding				
(1)	Institutions				
(a)	Mutual Funds/UTI				
(b)	Financial Institutions/Banks				
(c)	Central Government / State Government(s)				
(d)	Venture Capital Funds				
(e)	Insurance Companies				
(f)	Foreign Institutional Investors				
(g)	Foreign Venture Capital Investors				
(h)	Any Other (Specify)				
(2)	Sub-Total (B)(1)				
(a)	Non-institutions				
(b)	Bodies Corporate				
(c)	Individuals				
	i. Individual shareholders holding nominal share capital up to Rs. 1 lakh.				
	ii. Individual shareholding nominal share capital in excess of Rs. 1 lakh				
(c)	Any Other (Specify)				
	i) Non-Resident Indians				
	ii) Foreign Nationals				
	iii) Trust				
	iv) Clearing Members				
	v) Overseas Corporate Bodies				
	vi) Company Buy Back offer				
	Sub-Total (B)(2)				
	Total Public Shareholding B=B(1)+B(2)				
(C)	TOTAL (A+B)				
	Shares held by Custodians and against which Depository Receipts have been issued				
	GRAND TOTAL (A+B+C) :				

Not applicable

