

29th June, 2015

NSE Limited
Exchange Plaza,
Plot no. C/1, G Block,
Bandra- Kurla Complex,
Bandra (E),
Mumbai - 400 051
NSE Company Code: JINDWORLD

BSE Limited
Listing Department,
Phiroz Jeejeebhoy Tower,
25th Floor, Dalal Street,
Mumbai - 400 001
BSE Company Code: 531543


Ahmedabad Stock Exchange Ltd
Kamdhenu Complex,
Opp. Sahajanand College,
Panjara Pole,
Ahmedabad-380015
ASE Company Code 28538

Dear Sir,

Sub.- Revised Shareholding Pattern.

With reference the captioned subject mentioned above, please find enclosed herewith the revised shareholding pattern for the quarter ended 31st March, 2015 as due to inadvertence the shareholding pattern filed earlier contained discrepancy with reference to Clause (I)(b) "Statement showing holding of Securities (including Shares, warrants, convertible securities) of persons belonging to the category Promoter and Promoter Group" the shares of Dr. Yamunadutt Agrawal is been mentioned as as 2618800 in number instead of 2618000 and the Shares of Mr. Amit Agrawal is been mentioned as 2859200 instead of 2860000.

We are attaching revised Clause (I)(b) "Statement showing holding of Securities (including Shares, warrants, convertible securities) of persons belonging to the category Promoter and Promoter Group" for the quarter ended 31st March 2015, as well as the



Whole Share-Holding pattern along with this letter, You are requested to kindly take the same on your record and acknowledge the receipt of the same.


Thanking you.

Yours faithfully,

For, Jindal Worldwide Ltd.

Ashoka

Company Secretary
Encl: As Above




(D)(b) Statement showing holding of securities (including shares, warrants, convertible securities) of persons belonging to the category "Promoter and Promoter Group"

Sr. No.	Name of the shareholder	Details of Shares held		Encumbered shares (*)			Details of warrants			Details of convertible securities		Total shares (including underlying shares assuming full conversion of warrants and convertible securities) as a % of diluted share capital
		Number of shares held	As a % of grand total (A)+(B)+(C)	No.	As a percentage	As a % of grand total (A)+(B)+(C) of sub-clause (I)(a)	Number of warrants held	As a % total number of warrants of the same class	Number of convertible securities held	As a % total number of convertible securities of the same class		
		(III)	(IV)	(V)	(VI)=(V)/(III)*100	(VII)	(VIII)	(IX)	(X)	(XI)	(XII)	
1	Sarabati Devi Agrawal	19240	0.10	0	0.00	0.00	0.00	0.00	0.00	0.00	0.10	
2	Dr. Yamunadutt Agrawal	2618000	13.06	959300	96.58	4.78	0.00	0.00	0.00	0.00	13.06	
3	Jitendra T. Agrawal	748000	3.73	0	0.00	0.00	0.00	0.00	0.00	0.00	3.73	
4	Kaushal Agrawal	2000000	9.97	0	0.00	0.00	0.00	0.00	0.00	0.00	9.97	
5	Amit Yamunadutt Agrawal	2860000	14.26	641400	22.43	3.20	0.00	0.00	0.00	0.00	14.26	
6	Madhulika Agrawal	3002800	14.98	0	0.00	0.00	0.00	0.00	0.00	0.00	14.98	
7	Indu Radheshyam Agrawal	18400	0.09	0	0.00	0.00	0.00	0.00	0.00	0.00	0.09	
TOTAL		11266440	56.19	1600700	14.21	7.98	0	0	0	0	56.19	

(*) The term "encumbrance" has the same meaning as assigned to it in regulation 28(3) of the SAST Regulations, 2011


* Same as shareholding Pattern for the quarter ended 31/12/14



Introductory sub-table (I)(a)

Name of the Company:	JINDAL WORLDWIDE LIMITED		
Scrip Code, Name of the scrip, class of security:	ASE 28538		
	BSE 531543		
	NSE:JINDWORLD		
Quarter ended:	31st March, 2015		
	As a % of total no. of partly paid-up shares	As a % of total no. of partly paid-up shares	As a % of total no. of shares of the company
Partly paid-up shares:-	No. of partly paid-up shares		
Held by promoter/promoter group	0	0	0
Held by public	0	0	0
Total	0	0	0
			As a % of total no. of shares of the company, assuming full conversion of the convertible securities
Outstanding convertible securities:-	No. of outstanding securities	As a % of total no. of outstanding convertible securities	
Held by promoter/promoter group	0	0	0
Held by public	0	0	0
Total	0	0	0
			As a % of total no. of shares of the company, assuming full conversion of warrants
Warrants:-	No. of warrants	As a % of total no. of warrants	
Held by promoter/promoter group	0	0	0
Held by public	0	0	0
Total	0	0	0
Total paid-up capital of the company, assuming full conversion of warrants and convertible securities	20052040	20052040	20052040





Statement Showing Shareholding Pattern

Category code	Category of Shareholder	Number of Shareholders	Table (I)(a)					Shares Pledged or otherwise encumbered				
			Total number of shares	Number of shares held in dematerialized form	Total shareholding as a percentage of total number of shares		Number of shares	As a percentage				
			(IV)	(V)	As a percentage of (A+B) ¹	(VI)			(VII)	(VIII)	(IX) = (VIII)/(IV)*100	
(I)	(II)											
(A)	Shareholding of Promoter and Promoter Group ²											
1	Indian											
(a)	Individuals/ Hindu Undivided Family	7	11266440	11266440						1600700		14.21
(b)	Central Government/ State Government(s)	0	0	0						0		0
(c)	Bodies Corporate	0	0	0						0		0
(d)	Financial Institutions/ Banks	0	0	0						0		0
(e)	Any Others(Specify)	0	0	0						0		0
	Sub Total(A)(1)	7	11266440	11266440						1600700		14.21
2	Foreign											
a	Individuals (Non-Residents Individuals/ Foreign Individuals)	0	0	0						0		0
b	Bodies Corporate	0	0	0						0		0
c	Institutions	0	0	0						0		0
d	Qualified Foreign Investor	0	0	0						0		0
e	Any Others(Specify)	0	0	0						0		0
	Sub Total(A)(2)	0	0	0						0		0
	Total Shareholding of Promoter and Promoter Group (A)= (A)(1)+(A)(2)	7	11266440	11266440						1600700		14.21

(1)(b) Statement showing holding of securities (including shares, warrants, convertible securities) of persons belonging to the category "Promoter and Promoter Group"

Sr. No.	Name of the shareholder	Details of Shares held		Encumbered shares (*)			Details of warrants		Details of convertible securities		Total shares (including underlying shares assuming full conversion of warrants and convertible securities) as a % of diluted share capital
		Number of shares held	As a % of grand total (A) + (B) + (C)	No.	As a percentage	As a % of grand total (A)+(B)+(C) of sub-clause (1)(a)	Number of warrants held	As a % total number of warrants of the same class	Number of convertible securities held	As a % total number of convertible securities of the same class	
	(II)	(III)	(IV)	(V)	(VI)=(V)/(III)*100	(VII)	(VIII)	(IX)	(X)	(XI)	(XII)
1	Sarabati Devi Agrawal	19240	0.10	0	0.00	0.00	0.00	0.00	0.00	0.00	0.10
2	Dr. Yamunadutt Agrawal	2618000	13.06	959300	96.58	4.78	0.00	0.00	0.00	0.00	13.06
3	Jitendra T. Agrawal	748000	3.73	0	0.00	0.00	0.00	0.00	0.00	0.00	3.73
4	Kaushal Agrawal	2000000	9.97	0	0.00	0.00	0.00	0.00	0.00	0.00	9.97
5	Amit Yamunadutt Agrawal	2860000	14.26	641400	22.43	3.20	0.00	0.00	0.00	0.00	14.26
6	Madhuika Agrawal	3002800	14.98	0	0.00	0.00	0.00	0.00	0.00	0.00	14.98
7	Indu Radheshyam Agrawal	18400	0.09	0	0.00	0.00	0.00	0.00	0.00	0.00	0.09
TOTAL		11266440	56.19	1600700	14.21	7.98	0	0	0	0	56.19

(*) The term "encumbrance" has the same meaning as assigned to it in regulation 28(3) of the SAST Regulations, 2011



(D)(c)(i) Statement showing holding of securities (including shares, warrants, convertible securities) of persons belonging to the category "Public" and holding more than 1% of the total number of shares

Sr. No.	Name of the shareholder	Number of shares held	Shares as a percentage of total number of shares i.e., Grand Total (A)+(B)+(C) indicated in Statement at para (D)(a) above}	Details of warrants		Details of convertible securities		Total shares (including underlying shares assuming full conversion of warrants and convertible securities) as a % of diluted share capital
				Number of warrants held	As a % total number of warrants of the same class	Number of convertible securities held	% w.r.t total number of convertible securities of the same class	
1	Kailash Agrawal	745600	3.72	0	0	0	0	3.72
2	Saroj Agrawal	3000000	14.96	0	0	0	0	14.96
3	Shrinathji Dye Chem Export Pvt Ltd	646900	3.23	0	0	0	0	3.23
4	Amitara Industries Limited	2075330	10.35	0	0	0	0	10.35
5	Snehal Overseas Pvt Ltd	1052446	5.25	0	0	0	0	5.25
TOTAL		7520276	37.50	0	0	0	0	37.50



Statement showing holding of securities (including shares, warrants, convertible securities) of persons (together with PAC) belonging to the category "Public" and holding more than 5% of the total number of shares of the company

Sr. No.	Name(s) of the shareholder(s) and the Persons Acting in Concert (PAC) with them	Number of shares	Shares as a percentage of total number of shares {i.e., Grand Total (A)+(B)+(C) indicated in Statement at para (I)(a) above}	Details of warrants		Details of convertible securities		Total shares (including underlying shares assuming full conversion of warrants and convertible securities) as a % of diluted share capital
				Number of warrants	As a % total number of warrants of the same class	Number of convertible securities held	% w.r.t total number of convertible securities of the same class	
1	Saroj Agrawal	3000000	14.96	0	0	0	0	14.96
2	Amitara Industries Ltd	2075330	10.35	0	0	0	0	10.35
3	Snehal Overseas Pvt Ltd.	1052446	5.25	0	0	0	0	5.25
TOTAL		6127776	30.56	0	0	0	0	30.56



