


(D)(a) Statement showing Shareholding Pattern


Name of the Company : Indo Rama Synthetics (India) Limited
Scrip Code, Name of the scrip, class of security : INDORAMA / BSE - 500207; EQUITY
As on Date : 30-Jun-2015

| Partly paid-up shares | No. of partly paid-up shares | As a % of total no. of partly paid-up Shares | As a % of total no. of shares of the company |
|---|-------------------------------|---|--|
| Held by promoter/promoter group | 0 | 0 | 0 |
| Held by public | 0 | 0 | 0 |
| Total | 0 | 0 | 0 |
| Outstanding convertible securities | No. of outstanding securities | As a % of total no. of outstanding convertible securities | As a % of total no. of shares of the company, assuming full conversion of the convertible securities |
| Held by promoter/promoter group | 0 | 0 | 0 |
| Held by public | 0 | 0 | 0 |
| Total | 0 | 0 | 0 |
| Warrants | No. of warrants | As a % of total no. of warrants | As a % of total no. of shares of the company, assuming full conversion of Warrants |
| Held by promoter/promoter group | 0 | 0 | 0 |
| Held by public | 0 | 0 | 0 |
| Total | 0 | 0 | 0 |
| Total paid-up capital of the company, assuming full conversion of warrants and convertible securities | 151822242 | | |




(I)(a) Statement showing Shareholding Pattern

| Sr. no. | Category of shareholder (II) | Number of shareholders (III) | Total number of shares (IV) | Number of shares held in dematerialized form (V) | Total shareholding as a percentage of total number of shares | | Shares Pledged or otherwise encumbered | |
|--|--|---------------------------------|--------------------------------|---|--|-------------------------------------|--|--|
| | | | | | As a percentage of (A+B) ¹ (VI) | As a percentage of (A+B+C) (VII) | Number of shares (VIII) | As a percentage (IX) = (VIII) / (IV) * 100 |
| Promoter and Promoter Group² | | | | | | | | |
| (1) Indian | | | | | | | | |
| (a) | Individuals/Hindu Undivided Family | 8 | 53288568 | 53288568 | 37.65 | 35.10 | 0 | 0.00 |
| (b) | Central Government/State Government(s) | 0 | 0 | 0 | 0.00 | 0.00 | 0 | 0 |
| (c) | Bodies Corporate | 2 | 4329204 | 4329204 | 3.06 | 2.85 | 0 | 0.00 |
| (d) | Financial Institutions/Banks | 0 | 0 | 0 | 0.00 | 0.00 | 0 | 0 |
| (e) | Any Other (Total) | 0 | 0 | 0 | 0.00 | 0.00 | 0 | 0 |
| | Sub-Total (A)(1) | 10 | 57617772 | 57617772 | 40.71 | 37.95 | 0 | 0.00 |
| (2) Foreign | | | | | | | | |
| (a) | Individuals (Non-Resident Individuals/Foreign Individuals) | 2 | 961724 | 961724 | 0.68 | 0.63 | 0 | 0.00 |
| (b) | Bodies Corporate | 1 | 43288057 | 43288057 | 30.59 | 28.51 | 0 | 0.00 |
| (c) | Institutions | 0 | 0 | 0 | 0.00 | 0.00 | 0 | 0.00 |
| (d) | Qualified Foreign Investor | 0 | 0 | 0 | 0.00 | 0.00 | 0 | 0.00 |
| (e) | Any Other (Total) | 0 | 0 | 0 | 0.00 | 0.00 | 0 | 0.00 |



| | | | | | | | | |
|-----|---|-------|-----------|-----------|-------|-------|------|------|
| | Sub-Total (A)(2) | 3 | 44249781 | 44249781 | 31.26 | 29.15 | 0 | 0.00 |
| | Total Shareholding of Promoter and Promoter Group (A)= (A)(1)+(A)(2) | 13 | 101867553 | 101867553 | 71.98 | 67.10 | 0 | 0.00 |
| | (B) Public shareholding³ | | | | | | | |
| | (1) Institutions | | | | | | | |
| (a) | Mutual Funds/UTI | 9 | 10556 | 5136 | 0.01 | 0.01 | N.A. | N.A. |
| (b) | Financial Institutions/Banks | 6 | 2252106 | 2251962 | 1.59 | 1.48 | N.A. | N.A. |
| (c) | Central Government/State Government(s) | 0 | 0 | 0 | 0.00 | 0.00 | N.A. | N.A. |
| (d) | Venture Capital Funds | 0 | 0 | 0 | 0.00 | 0.00 | N.A. | N.A. |
| (e) | Insurance Companies | 3 | 4006850 | 4006850 | 2.83 | 2.64 | N.A. | N.A. |
| (f) | Foreign Institutional Investors | 11 | 14044664 | 14035074 | 9.92 | 9.25 | N.A. | N.A. |
| (g) | Foreign Venture Capital Investors | 0 | 0 | 0 | 0.00 | 0.00 | N.A. | N.A. |
| (h) | Qualified Foreign Investor | 0 | 0 | 0 | 0.00 | 0.00 | N.A. | N.A. |
| (i) | Any Other (Total) | 0 | 0 | 0 | 0.00 | 0.00 | N.A. | N.A. |
| | Sub-Total (B)(1) | 29 | 20314176 | 20299022 | 14.35 | 13.38 | N.A. | N.A. |
| | (2) Non-institutions | | | | | | | |
| (a) | Bodies Corporate | 752 | 4544144 | 4527755 | 3.21 | 2.99 | N.A. | N.A. |
| (b) | Individuals - i. Individual Shareholders Holding Nominal Share Capital Up To >Rs. 1 Lakh. | 19192 | 7330222 | 6465302 | 5.18 | 4.83 | N.A. | N.A. |
| | Individuals - ii. Individual Shareholders Holding Nominal Share Capital In Excess Of Rs. 1 Lakh | 146 | 7475587 | 7475587 | 5.28 | 4.92 | N.A. | N.A. |
| (c) | Qualified Foreign Investor | 0 | 0 | 0 | 0.00 | 0.00 | N.A. | N.A. |




| | | | | | | | | | |
|-----|--|-------|-----------|-----------|--------|--------|------|------|------|
| (d) | Any Other (Total) | 0 | 0 | 0 | 0 | 0.00 | 0.00 | N.A. | N.A. |
| | Sub-Total (B)(2) | 20090 | 19349953 | 18468644 | 13.67 | 12.75 | N.A. | N.A. | N.A. |
| | Total Public Shareholding (B)= (B)(1)+(B)(2) | 20119 | 39664129 | 38767666 | 28.02 | 26.13 | N.A. | N.A. | N.A. |
| | TOTAL (A)+(B) | 20132 | 141531682 | 140635219 | 100.00 | 93.22 | 0 | 0 | 0.00 |
| (C) | Shares held by Custodians and against which Depository Receipts have been issued | 1 | 10290560 | 10290560 | N.A. | 6.78 | N.A. | N.A. | N.A. |
| C1 | Promoter and Promoter Group | 0 | 0 | 0 | N.A. | 0.00 | N.A. | N.A. | N.A. |
| C2 | Public | 1 | 10290560 | 10290560 | N.A. | 6.78 | N.A. | N.A. | N.A. |
| | GRAND TOTAL (A)+(B)+(C) | 20133 | 151822242 | 150925779 | N.A. | 100.00 | 0 | 0 | 0.00 |

¹For determining public shareholding for the purpose of Clause 40A.


²For definitions of "Promoter" and "Promoter Group", refer to Clause 40A.

³For definitions of "Public Shareholding", refer to Clause 40A.




(D)(b) Statement showing Shareholding of persons belonging to the category "Promoter and Promoter Group"

| Sr. No. | Name of the shareholder (II) | PAN of the Shareholder (III) | Total Shares held | | Shares pledged or otherwise encumbered | | Details of warrants | | Details of convertible securities | | Total shares (including underlying shares assuming full conversion of warrants and convertible securities) as a % of diluted share capital (XIII) |
|---------|---------------------------------|---------------------------------|-------------------|--|--|--|---------------------------------|--|---|--|--|
| | | | Number (IV) | as a % of grand total (A) + (B) + (C) + (V) | Number (VI) | as a percentage (VII) = (VI) / (IV) * 100 (VIII) | Number of warrants held (XI) | As a % total number of warrants of the same class (X) | Number of convertible securities held (XI) | As a % total number of convertible securities of the same class (XII) | |
| 1 | Brookgrange Investments Limited | AAECB7229B | 43288057 | 28.51 | 0 | 0.00 | 0 | 0.00 | 0 | 0.00 | 28.51 |
| 2 | Mr. Om Prakash Lohia | AACPL0089N | 35378350 | 23.30 | 0 | 0.00 | 0 | 0.00 | 0 | 0.00 | 23.30 |
| 3 | Mrs. Urmila Lohia | AACPL7659L | 15855314 | 10.44 | 0 | 0.00 | 0 | 0.00 | 0 | 0.00 | 10.44 |
| 4 | Mr. Aloke Lohia | AACPL7518E | 661696 | 0.44 | 0 | 0.00 | 0 | 0.00 | 0 | 0.00 | 0.44 |
| 5 | Mr. Mohan Lal Lohia | AHWPL9486C | 300028 | 0.20 | 0 | 0.00 | 0 | 0.00 | 0 | 0.00 | 0.20 |
| 6 | Mrs. Ritika Kumar | AAJPK3890K | 414796 | 0.27 | 0 | 0.00 | 0 | 0.00 | 0 | 0.00 | 0.27 |
| 7 | Ms. Aruna Goenka | AAKPG1041P | 561652 | 0.37 | 0 | 0.00 | 0 | 0.00 | 0 | 0.00 | 0.37 |




| | | | | | | | | | | | | | | | | |
|----|-------------------------------------|------------|-----------|-------|---|------|------|---|------|---|------|---|------|---|------|-------|
| 8 | Mr. Vishal Lohia | AABPL5213F | 275372 | 0.18 | 0 | 0.00 | 0.00 | 0 | 0.00 | 0 | 0.00 | 0 | 0.00 | 0 | 0.00 | 0.18 |
| 9 | Ms. Aradhna Lohia | ACPPL7525A | 313256 | 0.21 | 0 | 0.00 | 0.00 | 0 | 0.00 | 0 | 0.00 | 0 | 0.00 | 0 | 0.00 | 0.21 |
| 10 | Mrs.Rimple Lohia | ACNPL3858N | 239940 | 0.16 | 0 | 0.00 | 0.00 | 0 | 0.00 | 0 | 0.00 | 0 | 0.00 | 0 | 0.00 | 0.16 |
| 11 | Mr. Yashovardhan Lohia | ACPPL7526D | 249888 | 0.16 | 0 | 0.00 | 0.00 | 0 | 0.00 | 0 | 0.00 | 0 | 0.00 | 0 | 0.00 | 0.16 |
| 12 | Indo Rama Retail Holdings Pvt. Ltd. | AABCI2128P | 2000000 | 1.32 | 0 | 0.00 | 0.00 | 0 | 0.00 | 0 | 0.00 | 0 | 0.00 | 0 | 0.00 | 1.32 |
| 13 | Lohia Industries Pvt. Limited | AAACL2164M | 2329204 | 1.53 | 0 | 0.00 | 0.00 | 0 | 0.00 | 0 | 0.00 | 0 | 0.00 | 0 | 0.00 | 1.53 |
| | TOTAL | | 101867553 | 67.10 | 0 | 0.00 | 0.00 | 0 | 0.00 | 0 | 0.00 | 0 | 0.00 | 0 | 0.00 | 67.09 |



I)(c) Statement showing Shareholding of persons belonging to the category "Public" and holding more than 1% of the total number of shares

| Sr. No. | Name of the shareholder | PAN of the Shareholder | Number of shares | Shares as a percentage of total number of shares {i.e., Grand Total (A)+(B)+(C) indicated in Statement at para (1)(a) above} | Details of warrants | | Details of convertible securities | | Total shares (including underlying shares assuming full conversion of warrants and convertible securities) as a % of diluted |
|---------|-------------------------------------|------------------------|------------------|--|-------------------------|---|---------------------------------------|--|--|
| | | | | | Number of warrants held | As a % total number of warrants of the same class | Number of convertible securities held | % w.r.t total number of convertible securities of the same class | |
| 1 | APMS Investment Fund Ltd. | | 12652175 | 8.33 | 0 | 0.00 | 0 | 0.00 | 8.33 |
| 2 | Life Insurance Corporation of India | | 3005152 | 1.98 | 0 | 0.00 | 0 | 0.00 | 1.98 |
| 3 | IFCI Ltd | | 2150342 | 1.42 | 0 | 0.00 | 0 | 0.00 | 1.42 |
| | TOTAL | | 17807669 | 11.73 | 0 | 0.00 | 0 | 0.00 | 11.73 |




D(c) Statement showing Shareholding of persons belonging to the category "Public" and holding more than 5% of the total number of shares

| Sr. No. | Name of the shareholder | PAN of the Shareholder | Number of shares | Shares as a percentage of total number of shares {i.e., Grand Total (A)+(B)+(C) indicated in Statement at para (1)(a) above} | Details of warrants | | Details of convertible securities | | Total shares (including underlying shares assuming full conversion of warrants and convertible securities) as a % of diluted |
|---------|---------------------------|------------------------|------------------|--|-------------------------|---|---------------------------------------|--|--|
| | | | | | Number of warrants held | As a % total number of warrants of the same class | Number of convertible securities held | % w.r.t total number of convertible securities of the same class | |
| 1 | APMS Investment Fund Ltd. | | 12652175 | 8.33 | 0 | 0.00 | 0 | 0.00 | 8.33 |
| | TOTAL | | 12652175 | 8.33 | 0 | 0.00 | 0 | 0.00 | 8.33 |

(D)(d) Statement showing details of locked-in shares

| Sr. No. | Name of the shareholder | PAN of the Shareholder | Number of locked-in shares | Locked-in shares as a percentage of total number of shares {i.e., Grand Total (A)+(B)+(C) indicated in Statement at para (1)(a) above} |
|---------|-------------------------|------------------------|----------------------------|--|
| 1 | Nil | | 0 | 0.00 |
| | TOTAL | | 0 | 0.00 |



(II)(a) Statement showing details of Depository Receipts (DRs)

| Sr. No. | Type of outstanding DR (ADRs, GDRs, SDRs, etc.) | Number of outstanding DRs | Number of shares underlying outstanding DRs | Shares underlying outstanding DRs as a percentage of total number of shares {i.e., Grand Total (A)+(B)+(C) indicated in Statement at para (I)(a) above} |
|---------|---|---------------------------|---|---|
| 1 | GDR | 1286320 | 10290560 | 6.78 |
| | TOTAL | 1286320 | 10290560 | 6.78 |

(II)(b) Statement showing holding of Depository Receipts (DRs), where underlying shares held by 'promoter/promoter group' are in excess of 1% of the total number of shares

| Sr. No. | Name of the DR Holder | Type of outstanding DR (ADRs, GDRs, SDRs, etc.) | Number of shares underlying outstanding DRs | Shares underlying outstanding DRs as a percentage of total number of shares {i.e., Grand Total (A)+(B)+(C) indicated in Statement at para (I)(a) above} |
|---------|-----------------------|---|---|---|
| | | TOTAL | 0 | 0.00 |

