



Introductory sub-table (I)(a)

Name of the Company: GOODYEAR INDIA LIMITED			
Scrip Code, Name of the scrip, class of security: 500168, GOODYR, EQUITY			
Quarter ended: JUNE 30, 2015			
Partly paid-up shares:-	No. of partly paid-up shares	As a % of total no. of partly paid-up shares	As a % of total no. of shares of the company
	Held by promoter/promoter group	0	0
	Held by public	0	0
Total - D		0	0
Outstanding convertible securities:-	No. of outstanding securities	As a % of total no. of outstanding convertible securities	As a % of total no. of shares of the company, assuming full conversion of the convertible securities
	Held by promoter/promoter group	0	0
	Held by public	0	0
Total - E		0	0
Warrants:-	No. of warrants	As a % of total no. of warrants	As a % of total no. of shares of the company, assuming full conversion of warrants
	Held by promoter/promoter group	0	0
	Held by public	0	0
Total - F		0	0
Total paid-up capital of the company, assuming full conversion of warrants and convertible securities			
INR 230665070(23066507 SHARES OF INR 10 EACH)			



Statement Showing Shareholding Pattern

Category of Shareholder code	Category of Shareholder	Table (I)(a)				Total shareholding as a percentage of total number of shares		Shares Pledged or otherwise encumbered
		Number of Shareholders	Total number of shares	Number of shares held in dematerialized form	As a percentage of (A+B) ¹	As a percentage of (A+B+C)		
(I)	(II)	(III)	(IV)	(V)	(VI)	(VII)	(VIII)	(IX) = (VIII)/(IV)*100
(A)	Shareholding of Promoter and Promoter Group ²							
1	Indian							
(a)	Individuals/ Hindu Undivided Family							
(b)	Central Government/ State Government(s)	0	0	0	0.00000	0.00000		
(c)	Bodies Corporate	0	0	0	0.00000	0.00000		
(d)	Financial Institutions/ Banks	0	0	0	0.00000	0.00000		
(e)	Any Others(Specify)	0	0	0	0.00000	0.00000		
(e-i)		0	0	0	0.00000	0.00000		
(e-ii)		0	0	0	0.00000	0.00000		
	Sub Total(A)(1)							
2	Foreign	0	0	0	0.00000	0.00000	0	
a	Individuals (Non-Residents individuals/ Foreign Individuals)							
b	Bodies Corporate							
c	Institutions	1	17069215	17069215	0.00000	74.00000	0.00000	
d	Qualified Foreign Investor							
e	Any Others(specify)							
e-i								
e-ii								
	Sub Total(A)(2)							
	Total Shareholding of Promoter and Promoter Group (A) = (A)(1)+(A)(2)	1	17069215	17069215	74.00000	74.00000	0	
		1	17069215	17069215	74.00000	74.00000	0	



Statement Showing Shareholding Pattern

Category code	Category of Shareholder	Table (I)(a)				Total shareholding as a percentage of total number of shares		Shares Pledged or otherwise encumbered
		Number of Shareholders	Total number of shares	Number of shares held in dematerialized form	As a percentage of (A+B) ¹	As a percentage of (A+B+C)		
(I)	(II)	(III)	(IV)	(V)	(VI)	(VII)	(VIII)	(IX) = (VIII)/(IV)*100
(B)	Public shareholding							
I	Institutions							
(a)	Mutual Funds/ UTI							
(b)	Financial Institutions / Banks	9	1863565	1863465	8.07909	8.07909		
(c)	Central Government/ State Government(s)	43	19908	8006	0.08631	0.08631		
(d)	Venture Capital Funds	0	0	0	0.00000	0.00000		
(e)	Insurance Companies	0	0	0	0.00000	0.00000		
(f)	Foreign Institutional Investors	2	3936	0	0.01706	0.01706		
(g)	Foreign Venture Capital Investors	6	185640	185440	0.80480	0.80480		
(h)	Qualified Foreign Investor				0.00000	0.00000		
(i)	Any Other (specify)				0.00000	0.00000		
(i-i)					0.00000	0.00000		
(i-ii)					0.00000	0.00000		
	Sub-Total (B)(I)	60	2073049	2056911	8.98727	8.98727		



Statement Showing Shareholding Pattern

Category Shareholder code	Table (I)(a)	Table (I)(a)			Shares Pledged or otherwise encumbered			
		Number of Shareholders	Total number of shares	Number of shares held in dematerialized form		Total shareholding as a percentage of total number of shares		
(I)	(II)	(III)	(IV)	(V)	(VI)	(VII)	(VIII)	(IX) = (VIII)/(VI)*100
B 2 Non-institutions								
(a) Bodies Corporate								
(b) Individuals		371	671725	662056	2.91212	2.91212		
I Individuals -i. Individual shareholders holding nominal share capital up to Rs. 1 lakh					0.00000	0.00000		
ii. Individual shareholders holding nominal share capital in excess of Rs. 1 lakh.		27121	2596276	1867736	11.25561	11.25561		
(c) Qualified Foreign Investor		19	394974	394974	1.71233	1.71233		
(d) Any Other (specify)					0.00000	0.00000		
(d-i) Trusts								
(d-ii) Non Resident Indian		10	6416	6416	0.02782	0.02782		
Clearing Members		277	150929	140845	0.65432	0.65432		
Hindu Undivided Families		27	4598	4598	0.01993	0.01993		
		367	99325	99325	0.43060	0.43060		
Sub-Total (B)(2)								
Total Public Shareholding (B) = (B)(I)+(B)(2)		28192	3924243	3175950	17.01273	17.01273		
		28252	5997292	5232861	26.00000	26.00000		
TOTAL (A)+(B)		28253	23066507	22302076	100.00000	100.00000		
(C) Shares held by Custodians and against which Depository Receipts have been issued								
1 Promoter and Promoter Group		0	0	0	0.00000	0.00000		
2 Public		0	0	0	0.00000	0.00000		
Sub-Total (C)		0	0	0	0.00000	0.00000		
GRAND TOTAL (A)+(B)+(C)		28253	23066507	22302076	100.00000	100.00000		



4/11

[Handwritten mark]


Sr.No	Notes
1	
2	
3	
4	
5	
6	
7	
8	
9	



(I)(b) Statement showing holding of securities (including shares, warrants, convertible securities) of persons belonging to the category, "Promoter and Promoter Group"

Sr. No.	Name of the shareholder	Details of Shares held			Encumbered shares (*)			Details of warrants		Details of convertible securities		Total shares (including underlying shares assuming full conversion of warrants and convertible securities) as a % of diluted share capital
		Number of shares held	As a % of grand total (A)+(B)+(C)	No.	As a percentage (VI)=(V)/(III)*100	As a % of grand total (A)+(B)+(C) of sub-clause (I)(a)	Number of warrants held	As a % total number of warrants of the same class	Number of convertible securities held	As a % total number of convertible securities of the same class		
(i)		(ii)	(iv)	(v)	(vi)=(v)/(iii)*100	(vii)	(viii)	(ix)	(x)	(xi)		
1	GOODYEAR ORIENT COMPANY (PRIVATE) LIMITED	17069215	74.00000		0.00	0.00	0					
TOTAL		17069215	74.00000	0	0.00	0.00	0			0		

(*) The term "encumbrance" has the same meaning as assigned to it in regulation 28(2) of the SAST Regulations, 2011



6/11

[Handwritten mark]


(D)(d) Statement showing details of locked-in shares

Sr. No.	Name of the shareholder	Number of locked-in shares	Locked-in shares as a (%) percentage of total number of shares {i.e., Grand Total (A)+(B)+(C) indicated in Statement at para (D)(a) above}	Promoter / Promoter Group / Public
1	0	0	0.00	0
2	0	0	0.00	0
3	0	0	0.00	0
4	0	0	0.00	0
5	0	0	0.00	0
6	0	0	0.00	0
7	0	0	0.00	0
8	0	0	0.00	0
Total		0	0.00	0



CP

(I)(c)(ii) Statement showing holding of securities (including shares, warrants, convertible securities) of persons (together with PAC) belonging to the category "Public" and holding more than 5% of the total number of shares of the company								
Sr. No.	Name(s) of the shareholder(s) and the Persons Acting in Concert (PAC) with them	Number of shares	Shares as a percentage of total number of shares {i.e., Grand Total (A)+(B)+(C) indicated in Statement at para (I)(a) above}	Details of warrants		Details of convertible securities		Total shares (including underlying shares assuming full conversion of warrants and convertible securities) as a % of diluted share capital
				Number of warrants	As a % total number of warrants of the same class	Number of convertible securities held	% w.r.t total number of convertible securities of the same class	
1	SBI MUTUAL FUND UNDER ITS VARIOUS SCHEMES (SBI MAGNUM BALANCED FUND with 700000 Equity shares & 3.03%, SBI EMERGING BUSINESSES FUND with 1040457 Equity shares & 4.51068%)	1740457	7.55	0	0	0	0	0
TOTAL		1740457	7.55	0	0	0	0	0



9/11

PK

