

Name of the Company : W H BRADY & COMPANY LTD
 Scrip Code/Name of the scrip, class of security :

Quarter ended : 30/06/2015

Partly paid-up shares :-	No. of partly paid-up shares	As a % of total no. of partly paid-up shares	As a % of total no. of shares of the company
Held by promoter/ promoter group		0.00	0.00
Held by public		0.00	0.00
Total	0	0.00	0.00
Outstanding convertible securities	No. of outstanding securities	As a % of total no. of outstanding convertible securities	As a % of total no. of shares of the company, assuming full conversion of the convertible securities
Held by promoter/ promoter group		0.00	0.00
Held by public		0.00	0.00
Total	0	0.00	0.00
Warrants	No. of Warrants	As a % of total no. of Warrants	As a % of total no. of shares of the company, assuming full conversion of warrants
Held by promoter/ promoter group	0	0.00	0.00
Held by public	0	0.00	0.00
Total	0	0.00	0.00
Total paid-up capital of the company, assuming full conversion of warrants convertible securities Total (A+B+C)+ D+E+F)			
	2550000		100.00



Statement Showing Shareholding Pattern

Table (IX)(a)

Category of Shareholder	Number of Shareholders	Total Number Of Shares	Number of Shares held in percentage of total number of Dematerialised shares		As a Number of shares (VIII)(V) *100	As a percentage (IX)=(VIII)/(V)	
			As a Percentage of (A+B)	As a Percentage of (A+B+C)			
(I)	(II)	(III)	(IV)	(V)	(VI)	(VII)	(IX)= (VIII)/(V)

(A) Shareholding of Promoter and Promoter Group²

1. INDIAN

(a)	INDIVIDUAL / HUF	3	874490	874490	34.2937	34.2937	0	0.00
(b)	CENTRAL / STATE GOVERNMENT(S)	0	0	0	0.0000	0.0000	0	0.00
(c)	BODIES CORPORATE	3	1006379	1006329	39.4658	39.4658	0	0.00
(d)	FINANCIAL INSTITUTIONS / BANKS	0	0	0	0.0000	0.0000	0	0.00
(e)	ANY OTHERS (Specify)							
(i)	DIRECTORS RELATIVES	0	0	0	0.0000	0.0000	0	0.00
(ii)	GROUP COMPANIES	0	0	0	0.0000	0.0000	0	0.00
(iii)	TRUSTS	0	0	0	0.0000	0.0000	0	0.00
SUB TOTAL (A)(I) :		6	1880869	1880819	73.7596	73.7596	0	0.00

2. FOREIGN

(a)	INDIVIDUAL	0	0	0	0.0000	0.0000	0	0.00
(b)	BODIES CORPORATE	0	0	0	0.0000	0.0000	0	0.00
(c)	INSTITUTIONS	0	0	0	0.0000	0.0000	0	0.00
(d)	QUALIFIED FOREIGN INVESTOR	0	0	0	0.0000	0.0000	0	0.00
(e)	ANY OTHERS (Specify)							
SUB TOTAL (A)(2) :		0	0	0	0.0000	0.0000	0	0.00


Total holding for promoters

(A)=(A)(1) + (A)(2)	6	1880869	1880819	73.7596	73.7596	0	0.00
---------------------	---	---------	---------	---------	---------	---	------

(B) Public shareholding

1. INSTITUTIONS

(a)	MUTUAL FUNDS / UTI	1	1552	0	0.0609	0.0609	0	0.00
(b)	FINANCIAL INSTITUTIONS / BANKS	6	2211	0	0.0867	0.0867	0	0.00
(c)	CENTRAL / STATE GOVERNMENT(S)	0	0	0	0.0000	0.0000	0	0.00
(d)	VENTURE CAPITAL FUNDS	0	0	0	0.0000	0.0000	0	0.00
(e)	INSURANCE COMPANIES	0	0	0	0.0000	0.0000	0	0.00
(f)	FIS	0	0	0	0.0000	0.0000	0	0.00



Statement Showing Shareholding Pattern

Table (I)(a)

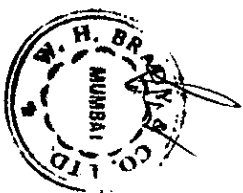
Category of Shareholder	Number of Shareholders	Total Number Of Shares	Number of Total Shareholding as a Shares held in percentage of total number of Dematerialised shares		As a Percentage of (A+B)	As a Percentage of (A+B+C)	Number of Shares otherwise encumbered	As a Percentage (VII)/(IV) *100
			form	As a Percentage of (A+B)				
(i) FOREIGN VENTURE CAPITAL INVESTORS	0	0	0	0	0.0000	0.0000	0	0.00
(ii) QUALIFIED FOREIGN INVESTOR	0	0	0	0	0.0000	0.0000	0	0.00
(iii) ANY OTHERS	0	0	0	0	0.0000	0.0000	0	0.00
SUB TOTAL (B)(I) :		7	3763	0	0.1476	0.1476	0	0.00

B.2. Non-institutions

(a) BODIES CORPORATE	55	226351	225130	8.8765	8.8765	0	0.00	
(b) INDIVIDUAL								
(i) CAPITAL UP TO Rs. 1 Lakh	1244	288677	246449	11.3207	11.3207	0	0.00	
(ii) CAPITAL GREATER THAN Rs. 1 Lakh	4	107393	107393	4.2115	4.2115	0	0.00	
(c) QUALIFIED FOREIGN INVESTOR	0	0	0	0.0000	0.0000	0	0.00	
(d) ANY OTHERS (Specify)								
(i) TRUSTS	0	0	0	0.0000	0.0000	0	0.00	
(ii) CLEARING MEMBER	10	7242	7242	0.2840	0.2840	0	0.00	
(iii) DIRECTORS	0	0	0	0.0000	0.0000	0	0.00	
(iv) RELATIVES								
(v) EMPLOYEE	0	0	0	0.0000	0.0000	0	0.00	
(vi) NON RESIDENT INDIANS (NRI)	18	35705	246	1.4002	1.4002	0	0.00	
(vii) OVERSEAS BODIES CORPORATES	0	0	0	0.0000	0.0000	0	0.00	
(viii) UNCLAIMED SUSPENSE ACCOUNT	0	0	0	0.0000	0.0000	0	0.00	
SUB TOTAL (B)(2) :		1331	586460	26.0929	26.0929	0	0.00	
Total Public Shareholding (B)=(B)(1) + (B)(2)		1338	669131	586460	26.2404	26.2404	0	0.00
Total (A) + (B) :		1344	2550000	2467279	100.0000	100.0000	0	0.00

(C) Shares held by Custodians and against which Depository Receipts have been issued

(i) Promoter and Promoter Group	0	0	0	0.0000	0.0000	0	0.00
(ii) Public	0	0	0	0.0000	0.0000	0	0.00
SUB TOTAL (C)(I) :		0	0	0.0000	0.0000	0	0.00



Grand Total (A) + (B) + (C) 1344 2550000 2467279 100 100.0000 0 0.00

NOTES:

1) NAME, NUMBER OF SHARES HELD & PERCENTAGE OF ENTITIES / PERSONS HOLDING MORE THAN 1% OF THE TOTAL SHARES OF THE COMPANY IS AS PER ANNEXURE

(i)(b) Statement showing holding of securities (including shares, warrants, convertible securities) of persons belonging to the category "Promoter and Promoter Group"

Sr.No	Name of the Shareholder	Total shares held			Encumbered shares (%)			Details of warrants			Details of convertible securities			Total shares (including underlying shares assuming full conversion of warrants and convertible securities) as a % of diluted share capital
		Number of shares	As a % of grand total (A)+(B)+(C)	Number	As a percentage	Number	As a % of grand total (A)+(B)+(C) of sub-clause (j)(a)	Number of warrants held	As a % of total number of warrants of the same class	Number of convertible securities held	As a % of total number of convertible securities of the same class	Number of convertible securities held	As a % of total number of convertible securities of the same class	
(I)	(II)	(III)	(IV)	(V)	(VI) = (V)/(III) * 100	(VII)	(VIII)	(IX)	(X)	(XI)	(XII)	(XIII)	(XIV)	
1	SHIVUM HOLDINGS PVT.LTD.	1005700	39.4392	0	0.00	0.00	0	0	0	0	0	0	0	
2	PAVAN GOKULCHAND MORARKA	782443	30.6840	0	0.00	0.00	0	0	0	0	0	0	0	
3	RACHNA MORARKA	91297	3.5803	0	0.00	0.00	0	0	0	0	0	0	0	
4	VAIBHA V MORARKA	750	0.0294	0	0.00	0.00	0	0	0	0	0	0	0	
5	GUNJAN PROPERTIES PVT. LTD.	629	0.0247	0	0.00	0.00	0	0	0	0	0	0	0	
6	M/S SHIVUM HOLDING PRIVATE LTD	50	0.0020	0	0.00	0.00	0	0	0	0	0	0	0	
TOTAL:		1880869	73.7596	0	0.00	0.0000	0	0	0	0	0	0	0	

PRINTED ON : 04/07/2015

PAGE NO : 1



(1)(c)(i)

Statement showing holding of securities (including shares, warrants, convertible securities) of persons belonging to the category "Public" and holding more than 1% of the total number of shares.

Sr.No	Name of the shareholder	Number of shares	Shares as a percentage of total number of shares (i.e. Grand Total (A)+(B)+(C) indicated in Statement at para (i) (a) above)	Details of warrants		Details of convertible securities		Total shares (including underlying shares assuming full conversion of warrants and convertible securities) as a % of diluted share capital
				Number of warrants held	As a % total number of warrants of the same class	Number of convertible securities held	% w.r.t. total number of convertible securities of the same class	
1	TRANSPARENT AGRO PRIVATE LIMITED	175465	6.8810	0	0	0	0	0
2	VINODCHANDRA MANSUKHLAL PAREKH	45237	1.7740	0	0	0	0	0
3	VINODCHANDRA MANSUKHLAL PAREKH	36201	1.4196	0	0	0	0	0
TOTAL:		256903	10.0746	0	0	0	0	0


Printed Date : 7/4/2015

PAGE NO : 1

(1)(c)(ii) Statement showing holding of securities (including shares, warrants, convertible securities) of persons (together with PAC) belonging to the category "Public" and holding more than 5% of the total number of shares of the company.

SR.NO	Name	Number of shares	Per	Details of warrants		Details of convertible securities		Total shares (including underlying shares assuming full conversion of warrants and convertible securities) as a % of diluted share capital
				Number of warrants held	As a % total number of warrants of the same class	Number of convertible securities held	% w.r.t. total number of convertible securities of the same class	
1	TRANSPARENT AGRO PRIVATE LIMITED	175465	6.8810	0	0	0	0	0
TOTAL:		175465	6.8810	0	0	0	0	0

Printed Date : 7/4/2015



(i)(d)

Statement showing details of locked-in shares

AS ON : 30/06/2015

Sr.No	Name of the shareholder	Number of locked-in shares	Locked-in shares as a percentage of total number of shares (i.e. Grand Total (A)+(B)+ (C) indicated in Statement at para (i)(a) above}	Promoter / Promoter Group / Public
1				
TOTAL:				

(i)(a)

Statement showing details of Depository Receipts (DRs)

Sr.No.	Type of Outstanding DR (ADRs,GDRs,SDRs etc.)	No of Outstanding DRs	No of Shares underlying outstanding DRs	Shares underlying outstanding DRs as a Percentage of total number of shares (i.e Grand Total (A)+ (B) + (C) Indicated in statement at para(i) (a) above)
1	GDRs			
TOTAL :				

(ii) (b) Statement showing holding of Depository Receipts (DRs), where underlying shares held by 'promoter / promoter group' are in excess of 1% of the total number of shares.

Sr.No.	Name of the DR Holder	Type of Outstanding DR (ADRs,GDRs,SDRs etc.)	No of Shares underlying outstanding DRs	Shares underlying outstanding DRs as a Percentage of total number of shares (i.e Grand Total (A)+(B)+(C) Indicated in statement at Para (i) (a) above)
1				
TOTAL :				

