

EMAMI LTD

Scrip Code : 531162 Class of Security : Equity
 Quarter ended: 30/05/2015

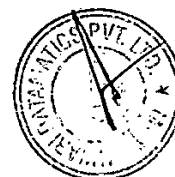
Partly paid-up shares:-	No of partly paid-up shares	As a % of Total No of partly paid-up shares	As a % of Total No of shares of the company
Held by promoter/promoter group	Nil	Nil	Nil
Held by public	Nil	Nil	Nil
Total	Nil	Nil	Nil

Outstanding convertible securities:-	No of Outstanding securities	As a % of Total No of outstanding convertible securities	As a % of Total No of shares of the company, assuming full conversion of the convertible securities
Held by promoter/promoter group	Nil	Nil	Nil
Held by public	Nil	Nil	Nil
Total	Nil	Nil	Nil

Warrants:-	No of warrants	As a % of Total No of warrants	As a % of Total No of shares of the company, assuming full conversion of warrants
Held by promoter/promoter group	Nil	Nil	Nil
Held by public	Nil	Nil	Nil
Total	Nil	Nil	Nil

Total paid-up capital of the company, assuming full conversion of warrants and convertible securities

226967619 Shares of Re.1/- each



ENAMI LTD

Scrip Code : 531162 Name of the Scrip : ICSE Class of Security : Equity Face Value : Rs. 1/-
 (I)(a) Statement showing Shareholding Pattern Quarter ended: 30/06/2015

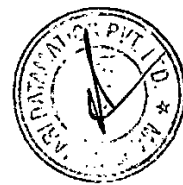
Category Code (I)	Category of Shareholder (II)	No of Share-holders (III)	Total No of Shares (IV)	No of Shares held in Demat Form (V)	Total shareholding as a % of Tot Shrs		Shares pledged or otherwise encumbered	
					As a % of (A + B) (VI)	As a % of (A+B+C) (VII)	Shares (VIII)	As a % (IX)=(VIII)/(IV)*100
A.Promoter and Promoter Group								
1.Indian								
	a. Individuals/Hindu Undivided Family	53	23194826	23194826	10.2194	10.2194	N i l	N i l
	b. Central/State Government(s)							
	c. Bodies Corporate	24	137613281	137613281	60.6312	60.6312	42821603	31.1173
	d. Financial Institutions/Banks							
	e. Any Other							
	Sub Total (A1)	77	160808107	160808107	70.8507	70.8507	42821603	26.6290
2.Foreign								
	a. Individuals (NRI/Foreign Individuals)	2	4280748	4280748	1.8861	1.8861	N i l	N i l
	b. Bodies Corporate							
	c. Institutions							
	d. Qualified Foreign Investor							
	e. Any other							
	Sub Total (A2)	2	4280748	4280748	1.8861	1.8861	N i l	N i l
	Total Shareholding of Promoter and Promoter Group A=(A)(1)+(A)(2)	79	165088855	165088855	72.7367	72.7367	42821603	25.9385
B.Public Shareholding								
1.Institutions								
	a. Mutual Funds/UTI	56	2953688	2953688	1.3014	1.3014		
	b. Financial Institutions/Banks	7	43808	43640	.0193	.0193		
	c. Central/State Government(s)							
	d. Venture Capital Funds							
	e. Insurance Companies							
	f. Foreign Institutional Investors	179	37089240	37089240	16.3412	16.3412		
	g. Foreign Venture Capital Investors							
	h. Qualified Foreign Investor							
	i. Any Other							
	Sub Total (B1)	242	40086736	40086568	17.6619	17.6619		
2.Non-Institutions								
	a. Bodies Corporate	799	12061517	12057401	5.3142	5.3142		
	b. Individuals holding							
	i. Nominal Share Capital up to Rs.1 Lakh	26361	8413149	7460092	3.7068	3.7068		
	ii. Nominal Share Capital in excess of Rs.1 Lakh	5	673357	550045	.2967	.2967		
	c. Qualified Foreign Investor							
	d. Any Other							
	Trusts	3	8212	8212	.0036	.0036		
	Clearing Member	187	172349	172349	.0759	.0759		
	Non Resident Individual	590	463444	463024	.2042	.2042		
	Sub Total (B2)	27945	21792028	20711123	9.6014	9.6014		
	Total Public Shareholding B=(B)(1)+(B)(2)	28187	61878764	60797691	27.2633	27.2633		
	Total (A)+(B)	28266	226967619	225886546	100.0000	100.0000		



ENAMI LTD

Scrip Code : 531162 Class of Security : Equity Face Value : Rs. 1/-
 (1)(b) Statement showing Shareholding Pattern Quarter ended: 30/06/2015


Category Code (I)	Category of Shareholder (II)	No of Share-holders (III)	Total No of Shares (IV)	No of Shares held in Demat Form (V)	Total shareholding as a % of Tot Shrs		Shares pledged or otherwise encumbered	
					As a % of (A + B) (VI)	As a % of (A+B+C) (VII)	Shares (VIII)	As a % of (IX)=(VII) / (IV)*100
C. Shares held by Custodian & against which Depository Receipts have been issued								
1. Promoter and Promoter Group		Nil	Nil	Nil				
2. Public		Nil	Nil	Nil				
Grand Total (A)+(B)+(C)		28266	226967619	225886546		100.0000	42821603	18.8668



1. Indian


a. Individuals/Hindu Undivided Family

Sr No	Name of the Shareholder	Details of Shares held		Encumbered shares		Details of warrants		Details of convertible securities		Total (including underlying shares forming part of warrant and convertible securities) as of diluted share c
		No of Shares held	As a % of Grand Total (A)+(B)+(C)	No. As a % (VI)= (V)/(III)+100	As a % of Grand Total (A)+(B)+(C) of sub clause (VII)	No of Warrants held	As a % of Total no of warrants of the same class (IX)	No of convertible securities held	As a % of total no of convertible securities of the same class (XII)	
(II)	(III)	(IV)	(V)	(VI)	(VII)	(VIII)	(IX)	(X)	(XI)	(XII)
	PRITI SUREKA	4950000	2.1809	Nil	Nil	Nil	Nil	Nil	Nil	2.1809
	HARSHA VARDHAN AGARWAL	1479633	.6519	Nil	Nil	Nil	Nil	Nil	Nil	.6519
	INDU GOENKA	1165110	.5133	Nil	Nil	Nil	Nil	Nil	Nil	.5133
	ADITYA VARDHAN AGARWAL	1012195	.4460	Nil	Nil	Nil	Nil	Nil	Nil	.4460
	USHA AGARWAL	911548	.4016	Nil	Nil	Nil	Nil	Nil	Nil	.4016
	SANTOSH GOENKA	799910	.3524	Nil	Nil	Nil	Nil	Nil	Nil	.3524
	SARDJ GOENKA	777620	.3426	Nil	Nil	Nil	Nil	Nil	Nil	.3426
	RADHESHYAM AGARWAL	769500	.3390	Nil	Nil	Nil	Nil	Nil	Nil	.3390
	ROHIN RAJ SUREKA	750000	.3304	Nil	Nil	Nil	Nil	Nil	Nil	.3304
	ASHISH GOENKA	733000	.3230	Nil	Nil	Nil	Nil	Nil	Nil	.3230
	SURESH KUMAR GOENKA	714430	.3148	Nil	Nil	Nil	Nil	Nil	Nil	.3148
	NEENA GOENKA	694310	.3059	Nil	Nil	Nil	Nil	Nil	Nil	.3059
	RAJKUMAR GOENKA	667750	.2942	Nil	Nil	Nil	Nil	Nil	Nil	.2942
	JAYANT GOENKA	603127	.2657	Nil	Nil	Nil	Nil	Nil	Nil	.2657
	RADHESHYAM GOENKA	569638	.2510	Nil	Nil	Nil	Nil	Nil	Nil	.2510
	SASWAT GOENKA	563000	.2489	Nil	Nil	Nil	Nil	Nil	Nil	.2489
	SACHIN GOENKA	538000	.2370	Nil	Nil	Nil	Nil	Nil	Nil	.2370
	VIBHASH VARDHAN AGARWAL	536439	.2364	Nil	Nil	Nil	Nil	Nil	Nil	.2364
	JYOTI GOENKA	425700	.1876	Nil	Nil	Nil	Nil	Nil	Nil	.1876
	HANSI AGARWAL	330000	.1454	Nil	Nil	Nil	Nil	Nil	Nil	.1454
	SOBHNA AGARWAL	315000	.1388	Nil	Nil	Nil	Nil	Nil	Nil	.1388
	JYOTI AGARWAL	315000	.1388	Nil	Nil	Nil	Nil	Nil	Nil	.1388
	AVISHI SUREKA	300000	.1322	Nil	Nil	Nil	Nil	Nil	Nil	.1322
	SHRITI AGARWAL	282000	.1242	Nil	Nil	Nil	Nil	Nil	Nil	.1242
	PRASHANT GOENKA	268000	.1181	Nil	Nil	Nil	Nil	Nil	Nil	.1181
	RICHA AGARWAL	261000	.1150	Nil	Nil	Nil	Nil	Nil	Nil	.1150
	NINISHA GOENKA	247000	.1088	Nil	Nil	Nil	Nil	Nil	Nil	.1088
	NCHAN GOENKA	240450	.1059	Nil	Nil	Nil	Nil	Nil	Nil	.1059
	SHREYA GOENKA	240000	.1057	Nil	Nil	Nil	Nil	Nil	Nil	.1057
	VIJULA AGARWAL	240000	.1057	Nil	Nil	Nil	Nil	Nil	Nil	.1057
	VIDISHA AGARWAL	240000	.1057	Nil	Nil	Nil	Nil	Nil	Nil	.1057
	PUJA GOENKA	238199	.1049	Nil	Nil	Nil	Nil	Nil	Nil	.1049
	HANISH GOENKA	207598	.0915	Nil	Nil	Nil	Nil	Nil	Nil	.0915




Individuals/Hindu Undivided Family

Name of the Shareholder	Details of Shares held			Encumbered shares		Details of warrants		Details of convertible securities		Total Shares (including underlying shares assuming full conversion of warrants and convertible securities) as a % of diluted share capital
	No of Shares held	As a % of Grand Total (A)+(B)+(C)	No. (D)	As a % (VI)= (V)/(III)*100	As a % of Grand Total (A)+(B)+(C) of sub clause (I)(a) (VII)	No of Warrants held	As a % of total no of warrants of the same class (IX)	No of convertible securities held	As a % of total no of convertible securities of the same class (XI)	
(II)	(III)	(IV)	(V)	(III)*100 (VI)	(VII)	(VIII)	(IX)	(X)	(XI)	(XII)
SUSHIL KUMAR GOENKA	191250	.0843	Nil	Nil	Nil	Nil	Nil	Nil	Nil	.0843
RASHMI GOENKA	138700	.0611	Nil	Nil	Nil	Nil	Nil	Nil	Nil	.0611
RACHNA BAGARIA	135000	.0595	Nil	Nil	Nil	Nil	Nil	Nil	Nil	.0595
YOGESH GOENKA	122700	.0541	Nil	Nil	Nil	Nil	Nil	Nil	Nil	.0541
LAXMI DEVI BAJORIA	60000	.0264	Nil	Nil	Nil	Nil	Nil	Nil	Nil	.0264
NABAN LAL AGARWAL	30000	.0132	Nil	Nil	Nil	Nil	Nil	Nil	Nil	.0132
PRADEEP AGARWAL	20575	.0091	Nil	Nil	Nil	Nil	Nil	Nil	Nil	.0091
KUSUM AGARWAL	19500	.0086	Nil	Nil	Nil	Nil	Nil	Nil	Nil	.0086
LAXMI DEVI BAJORIA	15000	.0066	Nil	Nil	Nil	Nil	Nil	Nil	Nil	.0066
SANGITA AGARWAL	13000	.0057	Nil	Nil	Nil	Nil	Nil	Nil	Nil	.0057
DIVYA AGARWAL	13000	.0057	Nil	Nil	Nil	Nil	Nil	Nil	Nil	.0057
SHUBHAM AGARWAL	12230	.0054	Nil	Nil	Nil	Nil	Nil	Nil	Nil	.0054
ADHISHEK AGARWAL	12000	.0053	Nil	Nil	Nil	Nil	Nil	Nil	Nil	.0053
DHIRAJ AGARWAL	8375	.0037	Nil	Nil	Nil	Nil	Nil	Nil	Nil	.0037
SUNANGAL AGARWAL	4100	.0018	Nil	Nil	Nil	Nil	Nil	Nil	Nil	.0018
VISHAL AGARWAL	4100	.0018	Nil	Nil	Nil	Nil	Nil	Nil	Nil	.0018
RACHANA GOENKA	3000	.0013	Nil	Nil	Nil	Nil	Nil	Nil	Nil	.0013
SHRUTI GOENKA	3000	.0013	Nil	Nil	Nil	Nil	Nil	Nil	Nil	.0013
SHANTI DEVI AGARWAL	2139	.0009	Nil	Nil	Nil	Nil	Nil	Nil	Nil	.0009
	23194826	10.2194	Nil	Nil	Nil	Nil	Nil	Nil	Nil	10.2194



Name of the Shareholder	Details of Shares held			Encumbered shares			Details of warrants		Details of convertible securities		Total Shares (including underlying shares assuming full conversion of warrants and convertible securities) as a % of diluted share capital
	No of Shares held	As a % of Grand Total (A)+(B)+(C)	No. (V)	As a % (VI)= (V)/ (III)*100	As a % of Grand Total (A)+(B)+(C) of sub clause (I)(a) (VII)	No of Warrants held (VIII)	As a % of Total no of warrants of the same class (IX)	No of convertible securities held (X)	As a % of total no of convertible securities of the same class (XI)	(XII)	
DIWAKAR VINIYOG PRIVATE LIMITED	33326237	14.6833	12218500	36.6633	5.3834	Nil	Nil	Nil	Nil	14.6833	
SUNTRACK COMMERCE PRIVATE LIMITED	32691366	14.4035	15386353	47.0655	6.7791	Nil	Nil	Nil	Nil	14.4035	
BHANU VYAPAAR PRIVATE LIMITED	27146561	11.9605	10365750	38.1844	4.5671	Nil	Nil	Nil	Nil	11.9605	
EMANI ENCLAVE MAKERS PRIVATE LIMITED	13217453	5.8235	750000	5.6743	.3304	Nil	Nil	Nil	Nil	5.8235	
SURAJ VINIYOG PRIVATE LIMITED	12848331	5.6609	1965000	15.2938	.8658	Nil	Nil	Nil	Nil	5.6609	
EMANI HIGH RISE PRIVATE LIMITED	12843753	5.6588	750000	5.8394	.3304	Nil	Nil	Nil	Nil	5.6588	
TMT VINIYOGAN LIMITED	4956580	2.1838	1386000	27.9628	.6107	Nil	Nil	Nil	Nil	2.1838	
EMANI PAPER MILLS LTD	466500	.2055	Nil	Nil	Nil	Nil	Nil	Nil	Nil	.2055	
EMANI FRANK ROSS LIMITED	74500	.0328	Nil	Nil	Nil	Nil	Nil	Nil	Nil	.0328	
EPL SECURITIES LTD	42000	.0185	Nil	Nil	Nil	Nil	Nil	Nil	Nil	.0185	
	137613281	60.6312	42821603	31.1173	18.8668	Nil	Nil	Nil	Nil	60.6312	



Statement showing holding of securities (including shares, warrants, convertible securities) of persons belonging to the category
 holder and Promoter Group
 ended 30/06/2015


Foreign
 Individuals (NRI/Foreign Individuals)

Name of the Shareholder	Details of Shares held		Encumbered shares		Details of warrants		Details of convertible securities		Total Shares (including underlying shares assuming full conversion of warrants and convertible securities) as a % of diluted share capita	
	No of Shares held	As a % of Grand Total (A)+(B)+(C)	No.	As a % (VI)= (V)/ (III)*100	No of Warrants held	As a % of total no of warrants of the same class	No of convertible securities held	As a % of total no of convertible securities of the same class	(XII)	(XIII)
ANITASH GOENKA	4280748	1.8861	Nil	Nil	Nil	Nil	Nil	Nil	Nil	1.8861
	4280748	1.8861	Nil	Nil	Nil	Nil	Nil	Nil	Nil	1.8861



(ii) Statement showing holding of securities (including shares, warrants, convertible securities) persons belonging to the category 'Public' and holding more than 1% of the total no of shares

Name of the Shareholder	No of Shares held	Shares as a % of Total no of shares (i.e., Grand Total (A)+(B)+(C) indicated in Statement at para (i) (a) above)	Details of warrants		Details of convertible securities		Total shares (including total no of underlying shares convertible assuming full conversion of warrants and convertible securities) as a % of diluted share capital
			No of Warrants held	As a % of total no of Warrants of the same class	No of convertible securities held	% w.r.t total no of convertible securities of the same class	
SMALLCAP WORLD FUND, INC	8445000	3.7208	Nil	Nil	Nil	Nil	3.7208
Avees Trading And Finance Private Limited	8207766	2.7351	Nil	Nil	Nil	Nil	2.7351
BPC Tradecon Private Limited							
MATTHEWS INDIA FUND	3514801	1.5486	Nil	Nil	Nil	Nil	1.5486
Total	18167567	8.0045	Nil	Nil	Nil	Nil	8.0045



(c)(ii) Statement showing holding of securities (including shares, warrants, convertible securities) of persons together with PAC) belonging to the category 'Public' and holding more than 5% of the total no of shares of the company

Name(s) of the Shareholder(s) and the Person Acting in Concert (PAC) with them	Shares as a % of total no of shares (i.e., Grand Total (A)+(B)+(C) indicated in Statement at para (I) No of Shares (a) above}	Details of warrants		Details of convertible securities		Total shares (including underlying shares' conversion of warrants and convertible securities) as a % of diluted share capital
		No of Warrants	As a % of total no of the same class	No of convertible securities held	% w.r.t total no of convertible securities of the same class	

-- Nil --



AMI LTD

(b) Statement showing holding of Depository Receipts (DRs), where underlying shares held by 'promoter/promoter group' in excess of 1% of the total no of shares as on 30/06/2015

Name of the DR Holder	Type of Outstanding DR (ADRs, GDRs, SDRs, etc.)	No of Shares Underlying Outstanding DRs as a % of total No of Shares (i.e., Grand Total (A)+ DRs (B)+(C) indicated in Statement at para (1)(a) above)
-----------------------	--	---

--- Nil ---




MI LTD

(a) Statement showing details of Depository Receipts (DRs) as on 30/06/2015

Type of Outstanding DR (ABRs, GDRs, SDRs, etc.)	No of outstanding DRs	No of Shares Underlying Outstanding DRs	Shares underlying outstanding DRs as a % of Total No of Shares (i.e., Grand Total (A)+ (B)+(C) indicated in Statement at para (1)(a) above)
--	-----------------------------	--	---

--- Nil ---



Folio/CIId/DpId	Name of the Shareholder	No of locked-in Shares	Grand Total (A)+(B)+(C) indicated in Statement at para (1)(a) above	Promoter/Promoter Group/ Public
-----------------	-------------------------	------------------------	---	------------------------------------

--- NIL ---

