


(1)(a) STATEMENT SHOWING SHAREHOLDING PATTERN IN CLAUSE-35

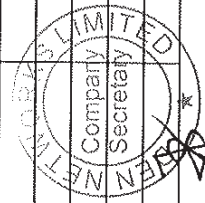
NAME OF THE COMPANY: DEN NETWORKS LIMITED		Name of the Scrip: DEN
SCRIP CODE:	533137	
Class of Security:	EQUITY	
QUARTER ENDED:	30/06/2015	
Partly paid-up shares	No. of partly paid-up shares	As a % of total no. of partly paid-up shares
Held by promoter/promoter group	-	-
Held by Public	-	-
Total:	-	-
Outstanding convertible securities:	No. of outstanding securities	As a % of total no. of outstanding convertible securities.
Held by promoter/promoter group	-	-
Held by Public	-	-
Total:	-	-
Warrants:	No. of warrants	As a % of total no. of warrants
Held by promoter/promoter group	-	-
Held by Public	-	-
Total:	-	-
Total paid-up capital of the Company, assuming full conversion of warrants and convertible securities	17,81,99,806	100



CATEGORY CODE	CATEGORY OF SHAREHOLDER	NO OF SHAREHOLDERS	TOTAL NUMBER OF SHARES	NO OF SHARES HELD IN DEMATERIALIZED FORM	TOTAL SHAREHOLDING AS A % OF TOTAL NO OF			SHARES PLEDGED OR OTHERWISE
					AS a PERCENTAGE of (A+B)	As a PERCENTAGE of (A+B+C)	NUMBER OF SHARES	
(I)	(II)	(III)	(IV)	(V)	(VI)	(VII)	(VIII)	(IX)=(VIII)/(IV)*100
(A)	PROMOTER AND PROMOTER GROUP							
(1)	INDIAN							
(a)	Individual /HUF	3	5,08,07,950	5,08,07,950	28.51	28.51	-	-
(b)	Central Government/State Government(s)	-	-	-	-	-	-	-
(c)	Bodies Corporate	3	2,05,52,470	2,05,52,470	11.53	11.53	-	-
(d)	Financial Institutions / Banks	-	-	-	-	-	-	-
(e)	Others	-	-	-	-	-	-	-
	Sub-Total A(1) :	6	7,13,60,420	7,13,60,420	40.05	40.05	-	-
(2)	FOREIGN							
(a)	Individuals (NRIs/Foreign Individuals)	-	-	-	-	-	-	-
(b)	Bodies Corporate	-	-	-	-	-	-	-
(c)	Institutions	-	-	-	-	-	-	-
(d)	Qualified Foreign Investor	-	-	-	-	-	-	-
(e)	Others	-	-	-	-	-	-	-
	Sub-Total A(2) :	-	-	-	-	-	-	-
	Total A=A(1)+A(2)	6	7,13,60,420	7,13,60,420	40.05	40.05	-	-
(B)	PUBLIC SHAREHOLDING							
(1)	INSTITUTIONS							
(a)	Mutual Funds /UTI	3	2,59,481	2,59,481	0.15	0.15	-	-
(b)	Financial Institutions /Banks	3	18,90,101	18,90,101	1.06	1.06	-	-
(c)	Central Government / State Government(s)	-	-	-	-	-	-	-
(d)	Venture Capital Funds	-	-	-	-	-	-	-
(e)	Insurance Companies	-	-	-	-	-	-	-



CATEGORY CODE	CATEGORY OF SHAREHOLDER	NO OF SHAREHOLDERS	TOTAL NUMBER OF SHARES	NO OF SHARES HELD IN DEMATERIALIZED FORM	TOTAL SHAREHOLDING AS A % OF TOTAL NO OF		SHARES PLEDGED OR OTHERWISE
					AS a PERCENTAGE of (A+B)	As a PERCENTAGE of (A+B+C)	
(I)	(II)	(III)	(IV)	(V)	(VI)	(VII)	(VIII)
(f)	Foreign Institutional Investors	68	3,95,30,280	3,95,30,280	22.18	22.18	
(g)	Foreign Venture Capital Investors	-	-	-	-	-	
(h)	Qualified Foreign Investor	-	-	-	-	-	
(i)	Others	-	-	-	-	-	
	Sub-Total B(1) :	74	4,16,79,862	4,16,79,862	23.39	23.39	
(2)	NON-INSTITUTIONS						
(a)	Bodies Corporate	300	1,40,41,165	1,40,41,165	7.88	7.88	
(b)	Individuals						
	(i) Individuals holding nominal share capital upto Rs.1 lakh	6,997	14,52,447	13,78,024	0.82	0.82	
	(ii) Individuals holding nominal share capital in excess of Rs.1 lakh	61	82,32,895	80,95,105	4.62	4.62	
(c)	Others						
	FOREIGN BODIES	5	4,08,48,110	4,08,48,110	22.92	22.92	
	CLEARING MEMBERS	26	1,10,954	1,10,954	0.06	0.06	
	NON RESIDENT INDIANS	95	3,13,253	3,13,253	0.18	0.18	
	TRUSTS	1	1,60,700	1,60,700	0.09	0.09	
(d)	Qualified Foreign Investor	-	-	-	-	-	
	Sub-Total B(2) :	7,485	6,51,59,524	6,49,47,311	36.57	36.57	
	Total B=B(1)+B(2) :	7,559	10,68,39,386	10,66,27,173	59.95	59.95	
	Total (A+B) :	7,565	17,81,99,806	17,79,87,593	100.00	100.00	
(C)	Shares held by custodians, against which Depository Receipts have been issued						




CATEGORY CODE	CATEGORY OF SHAREHOLDER	NO OF SHAREHOLDERS	TOTAL NUMBER OF SHARES	NO OF SHARES HELD IN DEMATERIALIZED FORM	TOTAL SHAREHOLDING AS A % OF TOTAL NO OF		SHARES PLEDGE OR OTHERWISE	
					AS a PERCENTAGE of (A+B)	As a PERCENTAGE of (A+B+C)	NUMBER OF SHARES	AS a PERCENTAGE
(1)	(II)	(III)	(IV)	(V)	(VI)	(VII)	(VIII)	(IX)-(VIII)/(IV)*100
(1)	Promoter and Promoter Group							
(2)	Public	0	0	0	-	-	-	-
	GRAND TOTAL (A+B+C) :	7,565	17,81,99,806	17,79,87,593	100	-	-	-




Statement showing holding of securities (including shares, warrants, convertible securities) of persons belonging to the category "Promoter and Promoter Group"

Sr.No	Name of the Shareholder	Details of Shares held			Encumbered shares (*)			Details of Warrants			Details of convertible securities		Total Shares (including underlying shares assuming full conversion of warrants and convertible securities) as a % of diluted share capital
		No. of Shares held	As a % of grand total (A)+(B)+(C)	Pledge Shares	AS a percentage	AS a % of grand total (A) + (B) + (C) of sub-clause (I)(a)	Number of warrants held	As a % total number of warrants of the same class	Number of convertible securities held	As a % total number of convertible securities of the same class	(X)	(XI)	
(I)	(II)	(III)	(IV)	(V)	(VI) $(VD)=(V)/(III)*100$	(VII)	(VIII)	(IX)	(X)	(XI)	(XII)		
1	SAMEER MANCHANDA	4,66,54,550	26.18	0	0.00	0.00	0	0.00	0	0.00	0.00	26.18	
2	LUCID SYSTEMS PRIVATE LIMITED	1,60,00,000	8.98	0	0.00	0.00	0	0.00	0	0.00	0.00	8.98	
3	VERVE ENGINEERING PRIVATE LIMITED	45,29,670	2.54	0	0.00	0.00	0	0.00	0	0.00	0.00	2.54	
4	KAVITA MANCHANDA	37,57,500	2.11	0	0.00	0.00	0	0.00	0	0.00	0.00	2.11	
5	SANJEEV MANCEANDA	3,95,900	0.22	0	0.00	0.00	0	0.00	0	0.00	0.00	0.22	
6	ACCESS EQUITY PVT LTD	22,800	0.01	0	0.00	0.00	0	0.00	0	0.00	0.00	0.01	
TOTAL :		7,13,60,420	40.05	0	0.00	0.00	0	0.00	0	0.00	0.00	40.05	



(D)(c)(i) Statement showing holding of securities (including shares, warrants, convertible securities) of persons belonging to the category "Public" and holding more than 1% of the total number of shares


Sr.No.	Name of the shareholder	Number of shares held	Shares as a percentage of total number of shares {i.e., Grant total (A)+(B)+(C) indicated in Statement at para (I)(a) above}	Details of warrants		Details of convertible securities			Total shares (including underlying shares assuming full conversion of warrants and convertible securities) as a % of diluted share capital)
				Number of warrants held	As a % total number of warrants of the same class	Number of convertible securities held	% w.r.t total number of convertible securities of the same class		
1	BROAD STREET INVESTMENTS (SINGAPORE)PTE. LTD	2,88,26,713	16.18	0	0.00	0	0.00	0.00	16.18
2	STANDARD CHARTERED IL AND FS ASIA INFRASTRUCTURE G	58,40,009	3.28	0	0.00	0	0.00	0.00	3.28
3	ACACIA PARTNERS, LP	44,20,000	2.48	0	0.00	0	0.00	0.00	2.48
4	BARON EMERGING MARKETS FUND	37,52,679	2.11	0	0.00	0	0.00	0.00	2.11
5	THE SPRUCE HOUSE PARTNERSHIP LP	37,10,451	2.08	0	0.00	0	0.00	0.00	2.08
6	ACACIA INSTITUTIONAL PARTNERS, LP	36,40,000	2.04	0	0.00	0	0.00	0.00	2.04
7	EMERGING INDIA FCCUS FUNDS	34,39,651	1.93	0	0.00	0	0.00	0.00	1.93
8	ROUTE ONE FUND I, L.P.	32,34,133	1.81	0	0.00	0	0.00	0.00	1.81
9	ROUTE ONE OFFSHORE MASTER FUND L.P.	31,74,470	1.78	0	0.00	0	0.00	0.00	1.78
10	MBD BRIDGE STREET 2013 INVESTMENTS (SINGAPORE) PTE	28,82,671	1.62	0	0.00	0	0.00	0.00	1.62



11	TARA INDIA HOLDINGS A LTD	27,48,253	1.54	0	0.00	0	0.00	0.00	1.54
12	IL AND FS TRUST COMPANY LIMITED	23,26,051	1.31	0	0.00	0	0.00	0.00	1.31
13	ACACIA CONSERVATION FUND LP	22,61,300	1.27	0	0.00	0	0.00	0.00	1.27
14	ACACIA BANYAN PARTNERS	20,80,000	1.17	0	0.00	0	0.00	0.00	1.17
15	ACCOLADE HOLDINGS PRIVATE LIMITED	18,90,000	1.06	0	0.00	0	0.00	0.00	1.06
16	LIFE INSURANCE CORPORATION OF INDIA	18,85,299	1.06	0	0.00	0	0.00	0.00	1.06
	TOTAL :	7,61,11,680.	42.71	0	0.00	0	0.00	0.00	42.71



Statement showing holding of securities (including shares, warrants, convertible securities) of persons (together with PAC) belonging to the category "Public" and holding more than 5% of the total number of shares of the company									
Sr.No.	Name(s) of the shareholder(s) and the Persons Acting in Concert (PAC) with them	Number of shares held	Shares as a percentage of total number of shares {i.e., Grant total (A)+(B)+(C) indicated in Statement at para (D)(a) above}	Details of warrants		Details of convertible securities		Total shares (including underlying shares of warrants and convertible securities) as a % of diluted share capital)	
				Number of warrants held	As a % total number of warrants of the same class	Number of convertible securities held	% w.r.t total number of convertible securities of the same class		
1	BROAD STREET INVESTMENTS (SINGAPORE)PTE. LTD	2,88,26,713	16.18	0	0.00	0	0.00	16.18	
TOTAL :		2,88,26,713	16.18	0	0.00	0	0.00	16.18	



STATEMENT SHOWING DETAILS OF LOCKED-IN SHARES"				
(1)(d)	Name of the shareholder	Number of locked-in shares	Locked-in shares as a (%) percentage of total number of shares (i.e, Grand Total (A)+(B)+(C) Indicated in Statement at para (1)(a) above}	Promoter/Promoter Group/Public
	TOTAL :	0	0	



(H)(a) STATEMENT SHOWING DETAILS OF DEPOSITORY RECEIPTS (DRS)

Sr.No.	Type of outstanding DR (ADRs, GDRs, SDRs, etc.)	Number of outstanding DRs	Number of shares underlying outstanding DRs	Shares underlying outstanding DRs as a percentage of total number of shares {i.e., Grand Total (A)+(B)+(C) indicated in Statement at Para(D)(a) above}
TOTAL :		0	0	0



(11)(b) Statement showing Holding of Depository Receipts (DRs), where underlying shares held by "Promoter/Promoter group" are in excess of 1% of the total number shares.

Sr.No.	Name of the DR Holder	Type of outstanding DR (ADRs, GDRs, SDRs, etc.)	Number of shares underlying outstanding DRs	Shares underlying outstanding DRs as a percentage of total number of shares {i.e., Grand Total (A)-(B)+(C) indicated in Statement at para(I)(a) above}
TOTAL :			0	0

