



**Disclosure of shareholding pattern**

<b>Name of the Company :</b> Jayaswal Neco Industries Limited				
<b>Scrip Code, Name of the scrip, class of security :</b> 522285, JAYASWAL NECO INDUSTRIES LTD., Equity shares				
<b>Quarter ended :</b> 30-6-2015				
<b>Disclosure of notes on shareholding pattern</b>				<b>Notes</b>
<b>Partly paid-up shares</b>				
ID	Description partly paid-up shares	Number of partly paid-up shares	As a percentage of total number of partly paid-up shares	As a percentage of total number of shares of the company
<b>Shares held by promoter or promoter group</b>				
<b>Total Shares held by promoter or promoter group</b>				
<b>Shares held by public</b>				
<b>Total Shares held by public</b>				
<b>Total</b>		0	0	0
<b>Outstanding convertible securities</b>				
ID	Description of outstanding convertible securities	Number of outstanding securities	As a percentage of total number of outstanding convertible securities	As a percentage of total number of shares of the company, assuming full conversion of the convertible securities
<b>Shares held by promoter or promoter group</b>				
<b>Total shares held by promoter or promoter group</b>		0	0	0
<b>Shares held by public</b>				
<b>Total Shares held by public</b>				
<b>Total</b>				
<b>Warrants</b>				
ID	Description of warrants	Number of warrants	As a percentage of total number of warrants	As a percentage of total number of shares of the company, assuming full conversion of warrants
<b>Shares held by promoter or promoter group</b>				
<b>Total Shares held by promoter or promoter group</b>		0	0	0
<b>Shares held by public</b>				
<b>Total Shares held by public</b>				
<b>Total</b>				
<b>Total paid-up capital of the company assuming full conversion of warrants and convertible securities</b>		638633063		




**Disclosure of fully paid-up shares**

<b>Name of the Company :</b> Jayaswal Neco Industries Limited									
<b>Scrip Code, Name of the scrip, class of security :</b> 522285, JAYASWAL NECO INDUSTRIES LTD., Equity shares									
<b>Quarter ended :</b> 30-6-2015									
<b>Disclosure of notes on fully paid-up shares</b>								<b>Notes</b>	
Category code					Total Shareholding as a percentage of total number of shares		Shares pledged or otherwise encumbered		
		Number of shareholders	Total number of shares	Number of shares held in dematerialised form	As a percentage of (A+B)	As a percentage of (A+B+C)	Number of shares	As a percentage	
(I)	(II)	(III)	(IV)	(V)	(VI)	(VII)	(VIII)	(IX)= (VIII)/(IV) *100	
(A)	<b>Shareholding of Promoter and Promoter Group</b>								
(1)	<b>Indian</b>								
(a)	Individuals or Hindu undivided family	5	15158690	15158690	2.37	2.37	150000	0.99	
(b)	Central government or State government(s)								
(c)	Bodies corporate	13	424144151	424144151	66.41	66.41	52707285	12.43	
(d)	Financial institutions or banks								
(e)	Any other (specify)	Description of Shareholder							
	<b>Total Others</b>								
	<b>Sub Total (A) (1)</b>		18	439302841	439302841	68.79	68.79	52857285	12.03
(2)	<b>Foreign</b>								
(a)	Non-resident individuals or foreign individuals								
(b)	Bodies corporate								
(c)	Institutions								
(d)	Qualified foreign investor								
(e)	Any other (specify)	Description of Shareholder							
	<b>Total Others</b>								
	<b>Sub-Total (A) (2)</b>								
	<b>Total Shareholding of Promoter and Promoter Group (A) = (A)(1) + (A)(2)</b>		18	439302841	439302841	68.79	68.79	52857285	12.03
(B)	<b>Public Shareholding</b>								
(1)	<b>Institutions</b>								
(a)	Mutual funds or UTI	5	14306435	14301200	2.24	2.24			



(b)	Financial institutions or banks		13	4086	920	0	0		
(c)	Central government or State government(s)								
(d)	Venture capital funds		2	4062	4062	0	0		
(e)	Insurance companies								
(f)	Foreign institutional investors		3	52745	52500	0.01	0.01		
(g)	Foreign venture capital investors								
(h)	Qualified foreign investor								
(k)	Any other (specify)	Description of Shareholder							
<b>Total Others</b>									
<b>Sub Total (B) (1)</b>			23	14367328	14358682	2.25	2.25		
(2)	<b>Non-Institutions</b>								
(a)	Bodies corporate		554	124452195	123617996	19.49	19.49		
(b)	Individuals								
i	Individual shareholders holding nominal share capital up to Rs one lakh		39681	23205519	21476008	3.63	3.63		
ii	Individual shareholders holding nominal share capital in excess of Rs one lakh		610	36088571	36055875	5.65	5.65		
(c)	Qualified foreign investor								
(d)	Any other (specify)	Description of Shareholder							
1	Non-Institutions Shareholders 1	Clearing Members	28	576249	576249	0.09	0.09		
2	Non-Institutions Shareholders 2	NRI	171	640360	629601	0.1	0.1		
<b>Total Others</b>			199	1216609	1205850	0.19	0.19		
<b>Sub-total (B) (2)</b>			41044	184962894	182355729	28.96	28.96		
<b>Total Public Shareholding (B) = (B)(1)+(B)(2)</b>			41067	199330222	196714411	31.21	31.21		
<b>TOTAL (A)+(B)</b>			41085	638633063	636017252	100	100	52857285	8.28
(C)	<b>Shares held by custodians and against which depository receipts have been issued</b>								
(1)	Promoter and promoter group								
(2)	Public								
<b>Total Shares held by Custodians (C)</b>									
<b>GRAND TOTAL (A)+(B)+(C)</b>			41085	638633063	636017252		100	52857285	8.28



**(I) (b) Statement showing holding of securities (including shares,warrants,convertible securities) of persons belonging to the category Promoter and Promoter Group**

Name of the Company : Jayaswal Neco Industries Limited											
Scrip Code, Name of the scrip, class of security : 522285, JAYASWAL NECO INDUSTRIES LTD., Equity shares											
Quarter ended : 30-6-2015											
Disclosure of notes on securities belonging to the category "Promoter and Promoter Group"											Notes
Sr. No.	Name of the shareholder	Number of the shares held	As a percentage of grand total (A) + (B) + (C)	Encumbered - number of shares	As a percentage	As a percentage of grand total (A) + (B) + (C) of clause (I)(a)	Number of warrants held	Warrants held as a percentage of total numbers of warrants of the same class	Number of convertible securities held	Convertible securities as percentage of total numbers of convertible securities of same class	Total shares (including underlying shares assuming full conversion of warrants and convertible securities) as a percentage of diluted share capital
(I)	(II)	(III)	(IV)	(V)	(VI)=(V)/(III)*100	(I)(a) (VII)	(VIII)	(IX)	(X)	(XI)	(XII)
1	Jayaswal Holdings Pvt. Ltd.	53098951	8.31	52707285	99.26	8.25					8.31
2	Jayaswal Neco Power Pvt. Ltd.	36354500	5.69								5.69
3	Jayaswal Neco Infrastructures Pvt. Ltd.	34385500	5.38								5.38
4	Jayaswal Neco Steel and Mining Ltd.	13250000	2.07								2.07
5	Basant Lall Shaw	10312850	1.61								1.61
6	Arbind Jayaswal	2397920	0.38	50000	2.09	0.01					0.38
7	Ramesh Jayaswal	2397920	0.38	50000	2.09	0.01					0.38
8	Nisha Jayaswal	25000	0	25000	100	0					0
9	Rita Jayaswal	25000	0	25000	100	0					0
10	Apex Spinning Mills Pvt. Ltd.	35299600	5.53								5.53
11	Avon Sales & Services Pvt. Ltd.	39095000	6.12								6.12
	Anurag Sales										




12	& Services Pvt. Ltd.	38931000	6.1								6.1
13	Nine Star Plastic Packaging Services Pvt. Ltd.	44294600	6.94								6.94
14	Jayaswal Neco Metallics Pvt. Ltd.	40710500	6.37								6.37
15	Jayaswal Neco Energy Pvt. Ltd.	39732000	6.22								6.22
16	Karamveer Impex Pvt. Ltd.	47229000	7.4								7.4
17	Neco Valves and Pumps Pvt. Ltd.	864000	0.14								0.14
18	Neco Leasing and Finance Pvt. Ltd.	899500	0.14								0.14
<b>Total</b>		439302841	68.79	52857285	12.03	8.28	0	0	0		68.79




**(I) (c) (i) Statement showing holding of securities (including shares,warrants,convertible securities) of persons belonging to the category Public and holding more than 1% of the total number of shares**

Name of the Company : Jayaswal Neco Industries Limited								
Scrip Code, Name of the scrip, class of security : 522285, JAYASWAL NECO INDUSTRIES LTD., Equity shares								
Quarter ended : 30-6-2015								
Disclosure of notes on holding of securities of persons belonging to the category "Public" and holding more than one percentage of the total number of shares								Notes
Sr. No.	Name of the shareholder	Number of the shares held	Shares as percentage of total number of shares {i.e, Grand Total (A) + (B) + (C) indicated in statement at para (I) (a) above}	Number of warrants held	Warrants held as a percentage of total numbers of warrants of the same class	Number of convertible securities held	Convertible securities as percentage of total numbers of convertible securities of same class	Total shares (including underlying securities assuming full conversion of warrants and convertible securities) as a percentage of diluted share capital
(I)	(II)	(III)	(IV)	(V)	(VI)	(I)(a) (VII)	(VIII)	(IX)
1	Efficient Structures Pvt. Ltd.	27862353	4.36					4.36
2	Reliance Capital Trustee Co. Ltd	14300000	2.24					2.24
3	Rajvardhan Trade Zone Pvt Ltd	25512353	3.99					3.99
4	Costal Multitrading Pvt Ltd	25000353	3.91					3.91
5	Darshan Gems Pvt Ltd	16520000	2.59					2.59
6	Salmon Developers Pvt Ltd	16845000	2.64					2.64
<b>Total</b>		126040059	19.74					19.74



(I) (d) Statement showing details of locked-in shares

Name of the Company : Jayaswal Neco Industries Limited				
Scrip Code, Name of the scrip, class of security : 522285, JAYASWAL NECO INDUSTRIES LTD., Equity shares				
Quarter ended : 30-6-2015				
Disclosure of notes on locked-in shares				Notes
Sr. No.	Name of the Shareholder	Number of locked-in shares	Locked-in-shares as a percentage of total number of shares held by {i.e., Grand Total (A) + (B) + (C) indicated in Statement at para (I)(a) above}	Promoter / Promoter Group / Public
(I)	(II)	(III)	(IV)	(V)
1	Anurag Sales & Services(P)ltd	19840000	3.11	Promoter Group
2	Apex Spinning Mills Pvt Ltd	19240000	3.01	Promoter Group
3	Avon Sales & Services Pvt Ltd	19030000	2.98	Promoter Group
4	Jayaswal Neco Energy Pvt Ltd	19420000	3.04	Promoter Group
5	Jayaswal Neco Infra. Pvt Ltd	18885000	2.96	Promoter Group
6	Jayaswal Neco Power Pvt Ltd	16132000	2.53	Promoter Group
7	Karamveer Impex Pvt Ltd	18410000	2.88	Promoter Group
8	Jayaswal Neco Metallics(P)ltd	19420000	3.04	Promoter Group
9	Nine Star Plastic Packaging Services Pvt Ltd	18570000	2.91	Promoter Group
10	Rajvardhan Trade Zone Pvt Ltd	8800000	1.38	Public
11	Efficient Structures Pvt Ltd	8200000	1.28	Public
12	Costal Multitrading Pvt Ltd	8488000	1.33	Public
13	Darshan Gems Pvt Ltd	4520000	0.71	Public
14	Salmon Developers Pvt Ltd	4720000	0.74	Public
<b>Total</b>		203675000	31.89	



(I) (a) Statement showing details of Depository Receipts (DRs)				
Disclosure of notes on depository receipts (DRs)				Add Notes
Sr. No.	Type of outstanding DRs	Number of outstanding DRs	Number of shares underlying outstanding DRs	Shares underlying outstanding DRs as a percentage of total number of shares {i.e., Grand Total (A) + (B) + (C) indicated in Statement at para (I)(a) above}
(I)	(II)	(IV)	(IV)	(V)
<input type="button" value="ADD"/> <input type="button" value="DELETE"/>				
<b>Total</b>				

(II) (b) Statement showing holding of Depository Receipts (DRs), where underlying shares held by 'Promoter or Promoter Group' are in excess of one percentage of the total number of shares				
Disclosure of notes of depository receipts (DRs), where underlying shares held by "Promoter / Promoter Group" are in excess of one percentage of the total number of shares				Add Notes
Sr. No.	Name of the DR holder	Type of outstanding DR	Number of shares underlying outstanding DRs	Shares underlying outstanding DRs as a percentage of total number of shares {i.e., Grand Total (A) + (B) + (C) indicated in Statement at para (I)(a) above}
(I)	(II)	(IV)	(IV)	(V)
NIL				
<b>Total</b>				

(II) (c) Statement showing the voting pattern of Shareholders, if more than one class of shares / securities is issued by the issuer.							
Disclosure of notes on voting pattern of Shareholders, if more than one class of shares or securities is issued by the issuer							Notes
No	Category of Shareholders	Number of Voting Rights held			Total Voting Rights (III+IV+V)	Total Voting Rights i.e. (VI)	
		Class X	Class Y	Class Z		As a percentage of (A+B)	As a percentage of (A+B+C)
(I)	(II)	(III)	(IV)	(V)	(VI)	(VII)	(VIII)
1	Scrip code						
2	Type of security				(VI)	(VII)	(VIII)
NIL							

For Jayaswal Neco Industries Limited

Ashutosh Mishra  
Company Secretary

