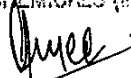


CLARIANT CHEMICALS (INDIA) LIMITED
SHAREHOLDING PATTERN AS ON 30.06.2015

(I) (a) Statement showing Shareholding Pattern

SCRIP CODE: 506390 Name of Scrip: CLNINDIA Class of Security: Equity Quarter Ended: 30/06/2015				
Category Code	Partly paid up shares	Number of partly paid up shares	As a % of total number of partly paid up shares	As a % of total number of shares of the Company
	Held by Promoter/Promoter group	NIL		
	Held by Public	NIL		
	Total	NA	NA	NA
	Outstanding Convertible Securities	Number of outstanding Securities	As a % of total No. of outstanding Con. Securities	As a % of total No. of shares of the Company, assuming full conversion of the Securities
	Held by Promoter/Promoter group			
	Held by Public			
	Total	NA	NA	NA
	Warrants	Number of warrants	As a % of total number of warrants	As a % of total number of shares of the Company assuming full conversion of warrants
	Held by Promoter/Promoter group			
	Held by Public			
	Total	NA	NA	NA
	Total paid up capital of the Company, assuming full conversion of warrants and convertible securities	26660745	26660745 Equity Share of Rs.10/- each = Rs. 266607450	

For CLARIANT CHEMICALS (INDIA) LIMITED



 Anee Joshi
 Company Secretary

CLARIANT CHEMICALS (INDIA) LIMITED
SHAREHOLDING PATTERN AS ON 30.06.2015

(I) (a) Statement showing Shareholding Pattern

SCRIP CODE : 506390		Name of Scrip : CLNINDIA		Class of Security: Equity			Quarter Ended : 30.06.2015	
Category Code	Category of Shareholders	Number of Shareholders	Total No. of shares	Number of shares held in demat form	Total shareholding as a percentage of total number of shares As a percentage of		Shares pledged or otherwise encumbered	
					(A+B)	(A+B+C)	Number of Shares	As a %
(I)	(II)	(III)	(IV)	(V)	(VI)	(VII)	(VIII)	(IX)=(VIII)/(IV)*100
(A)	Shareholding of Promoter and Promoter Group ²							
(1)	Indian							
(a)	Individuals/H.U.F							
(b)	Central/State Government(s)							
(c)	Bodies Corporate							
(d)	Financial Institutions/Banks							
(e)	Any Other (specify)							
	Employee Welfare Trust							
	M&M Benefit Trust							
	Sub-Total (A)(1)	0	0	0	0.00	0.00	NIL	NIL
(2)	Foreign							
(a)	Non Resident Individuals/Foreign Nationals							
(b)	Bodies Corporate	3	16902080	16902080	63.40	63.40	N.A.	N.A.
(c)	Institutions							
(d)	Qualified Foreign Investor							
(e)	Any Other (specify)							
	Sub-Total (A)(2)	3	16902080	16902080	63.40	63.40	N.A.	N.A.
	Total holding of Promoter and Promoter Group (A)=(A)(1)+(A)(2)	3	16902080	16902080	63.40	63.40	N.A.	N.A.
(B)	Public Shareholding ³							
(1)	Institutions							
(a)	Mutual Fund/UTI	17	776932	776807	2.91	2.91		
(b)	Financial Institutions/Banks	42	36947	33552	0.14	0.14		
(c)	Central/State Government(s)							
(d)	Venture Capital Funds							
(e)	Insurance Companies	3	358153	358153	1.34	1.34		
(f)	Foreign Institutional Investors	14	938084	938084	3.52	3.52		
(g)	Foreign Venture Cap. Inv							
(h)	Qualified Foreign Investor							
	Sub-Total (B)(1)	76	2110116	2106596	7.91	7.91	NA	NA
(2)	Non Institutions							
(a)	Bodies Corporate	809	943286	933813	3.54	3.54		
(b)	Individuals							
	i) Holding nominal share capital upto Rs. 1 lakh	34502	5948319	5281187	22.30	22.30		
	ii) Holding nominal share capital in excess of Rs. 1 lakh	21	612204	579809	2.30	2.30		
(c)	Qualified Foreign Investor							
(d)	Any Other(specify)							
d-i	Individual NRI- Rep.- Non Rep.	594	130404	125599	0.49	0.49		
d-ii	Foreign National	0	0	0	0.00	0.00		
d-iii	Overseas Corporate Bodies	0	0	0	0.00	0.00		
d-iv	Foreign Bodies	0	0	0	0.00	0.00		
d-v	Trust	14	16336	14246	0.06	0.06		
d-vi	Clearing Member	0	0	0	0.00	0.00		
	Sub-Total (B)(2)	35940	7648549	6914654	28.69	28.69	NA	NA
	Total Public shareholding (B)=(B)(1)+(B)(2)	36016	9758665	9021250	36.60	36.60	NA	NA
	TOTAL (A)+(B)	36019	26660745	25923330	100.00	100.00	NA	NA
(C)	Shares held by Custodians and against which Depository Receipts have been issued							
1	Promoter and Promoter Group							
2	Public							
	GRAND TOTAL (A)+(B)+(C)	36019	26660745	25923330	100.00	100.00	N.A.	NA

For CLARIANT CHEMICALS (INDIA) LIMITED


Amee Joshi
Company Secretary

(f) (b) Statement showing holding of securities (including shares, warrants, convertible securities) of persons belonging to the category "Promoter and Promoter Group"											
Sr.No.	Name of the shareholder	Details of Shares held		Encumbered shares(*)			Details of warrants		Details of convertible securities		Total shares (including underlying shares assuming full conversion of warrants and convertible securities as a % of diluted share capital
		No of Shares held	As a % of grand total (A)+(B)+(C)	Number	As a Percentage	As a % of grand total (A)+(B)+(C) of sub-clause (f)(a)	No of warrants held	As a % of total number of warrants of the same class	Number of convertible securities held	As a % of number of convertible securities of the same class	
(I)	(II)	(III)	(IV)	(V)	(VI) = (V)/(III)*100	(VII)	(VIII)	(IX)	(X)	(XI)	(XII)
1	EBITO CHEMIEBETEILIGUNGEN AG	8167080	30.63	0	0.00	0.00					30.63
2	CLARIANT INTERNATIONAL LIMITED	6075000	22.79	0	0.00	0.00					22.79
3	CLARIANT PARTICIPATIONS LTD	2660000	9.98	0	0.00	0.00					9.98
TOTAL		16902080	63.40	0	0.00	0.00					63.40

(*) The term "encumbrance" has the same meaning as assigned to it in regulation 28(3) of the SAST Regulations, 2011

(f) (c) (i) Statement showing holding of securities (including shares, warrants, convertible securities) of persons belonging to the category "Public" and holding more than 1% of the total number of shares.

Sr.No.	Name of the shareholder	Number of shares held	Shares as a percentage of total number of shares (i.e., Grand Total (A)+(B)+(C) indicated in Statement at para (f)(a) above)	Details of warrants		Details of convertible securities		Total shares (including underlying shares assuming full conversion of warrants and convertible securities as a % of diluted share capital
				No of warrants held	As a % of total number of warrants of the same class	Number of convertible securities held	As a % of total number of convertible securities of the same class	
1	SWISS FINANCE CORPORATION (MAURITIUS) LTD	597902	2.24					2.24
2	UTI DIVIDEND YIELD FUND - CLUBED THROUGH (3) MUTUAL FUNDS	413391	1.55					1.55
TOTAL		1011293	3.79					3.79

(f) (c) (ii) Statement showing holding of securities (including shares, warrants, convertible securities) of persons (together with PAC) belonging to the category "Public" and holding more than 5% of the total number of shares of the company

Sr.No.	Name(s) of the shareholder(s) and the Persons Acting in Concert (PAC) with them	Number of shares	Shares as a percentage of total number of shares (i.e., Grand Total (A)+(B)+(C) indicated in Statement at para (f)(a) above)	Details of warrants		Details of convertible securities		Total shares (including underlying shares assuming full conversion of warrants and convertible securities as a % of diluted share capital
				No of warrants held	As a % of total number of warrants of the same class	Number of convertible securities held	As a % of total number of convertible securities of the same class	
1	NIL	0	0.00					
TOTAL		0	0.00					

(1) (d) Statement showing details of locked in shares

Sr. No.	Name of shareholder	No. of locked-in shares	Locked-in shares as percentage of total no. of shares (i.e. Grand Total (A)+(B)+(C) indicated in statement at para (1)(a) above)
	NIL	0	0.00
TOTAL		0	0.00

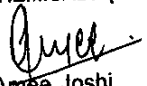
(II) (a) Statement showing details of Depository Receipts (DRS)

Sr. No.	Type of outstanding Dr (ADRs, GDRs, SDRs, etc)	No. of DRs	No. of shares underlying outstanding DRs	Shares underlying outstanding DRs as a percentage of total no. of shares (i.e. Grand Total (A)+(B)+(C) indicated in Statement at para (1)(a) above)
	NIL	NIL	NIL	0.00
TOTAL		0	0	0.00

(II) (b) Statement showing holding of Depository Receipts (DRs) where underlying shares are in excess of 1% of the total no. of shares

Sr. No.	Name of the DR Holder	Type of outstanding DR (ADRs, GDRs, SDRs, etc.)	No. of shares underlying outstanding DRs.	Shares underlying outstanding DRs as a percentage of total no. of shares (i.e. Grand Total (A)+(B)+(C) indicated in Statement at para (1)(a) above)
	NIL		0	0.00
TOTAL			0	0.00

For CLARIANT CHEMICALS (INDIA) LIMITED


Arnee Joshi
Company Secretary