

**COCHIN MINERALS AND RUTILE LTD. (100% E. O. U.)**

**Introductory sub-table (I)(a)**

Name of the Company: Cochin Minerals and Rutile Limited  
 Scrip Code: 513353 Name of the scrip: COCHINMIN Class of Security: Equity  
 Quarter ended: 30/06/2015

Partly paid-up shares:-	No. of partly paid-up shares	As a % of total no. of partly paid-up shares	As a % of total no. of shares of the company
Held by promoter/promoter group	NIL	N.A	N.A
Held by public	NIL	N.A	N.A
<b>Total - D</b>	<b>NIL</b>	<b>N.A</b>	<b>N.A</b>
<b>Outstanding convertible securities:</b>			<b>As a % of total no. of shares of the company, assuming full conversion of the convertible securities</b>
Held by promoter/promoter group	NIL	N.A	N.A
Held by public	NIL	N.A	N.A
<b>Total - E</b>	<b>NIL</b>	<b>N.A</b>	<b>N.A</b>
<b>Warrants:-</b>			<b>As a % of total no. of shares of the company, assuming full conversion of warrants</b>
Held by promoter/promoter group	No. of warrants	As a % of total no. of warrants	
Held by promoter/promoter group	NIL	N.A	N.A
Held by public	NIL	N.A	N.A
<b>Total - F</b>	<b>NIL</b>	<b>N.A</b>	<b>N.A</b>
<b>Total paid-up capital of the company, assuming full conversion of warrants and convertible securities (Grand Total (A+B+C)+ D+E+F)</b>			<b>Rs.7,83,00,000/- (78,30,000 Equity shares of Rs.10/- each fully paid up)</b>

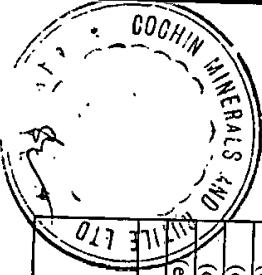


I (a)

Statement showing Shareholding Pattern


Name of the Company : Cochin Minerals and Rutile Limited  
 Scrip Code: 5133353 Name of the scrip: COCHINMIN Class of Security: Equity  
 Quarter ended: 30/06/2015

Category	Category of Shareholder	Number of Shareholders	Total Number of Shares	Number of Shares held in dematerialized form	Total shareholding as a percentage of total number of shares		Number of Shares pledged or otherwise encumbered	As a percentage of pledged shares to shares held
					As a percentage of (A+B) <sup>1</sup>	As a percentage of (A+B+C)		
(A)	Shareholding of promoter and promoter group <sup>2</sup>							
(1)	Indian							
(a)	Individuals/Hindu undivided family	6	3048604	3048304	38.93	38.93	295223	9.68
(b)	Central Government/State Government(s)	1	1050000	1050000	13.41	13.41	NIL	N/A
(c)	Bodies Corporate	2	329545	329545	4.21	4.21	NIL	N/A
(d)	Financial Institutions/Banks	0	NIL	NIL	NIL	NIL	NIL	NIL
(e)	Any other (specify)	0	NIL	NIL	NIL	NIL	NIL	NIL
(2)	Sub Total (A)(1)	9	4428149	4427849	56.55	56.55	295223	6.67
	Foreign							
(a)	Individuals (Non-Resident individuals/foreign individuals)	0	NIL	NIL	NIL	NIL	NIL	NIL
(b)	Bodies Corporate	0	NIL	NIL	NIL	NIL	NIL	N/A
(c)	Institutions	0	NIL	NIL	NIL	NIL	NIL	N/A
(d)	Qualified Foreign Investor	0	NIL	NIL	NIL	NIL	NIL	N/A
(e)	Any other (specify)	0	NIL	NIL	NIL	NIL	NIL	N/A
	Sub Total (A)(2)	NIL	NIL	NIL	NIL	NIL	NIL	NIL
	Total shareholding of promoter and promoter group (A) = (A)(1)+(A)(2)	9	4428149	4427849	56.55	56.55	295223	6.67




(B) Public Shareholding												
(1)	Institutions											
(a)	Mutual Funds/UTI	3	8700	NIL	NIL	0.11	0.11	N/A	N/A			
(b)	Financial Institutions/Banks	0	NIL	NIL	NIL	NIL	NIL	N/A	N/A			
(c)	Central Government/State Government(s)	0	NIL	NIL	NIL	NIL	NIL	N/A	N/A			
(d)	Venture capital funds	0	NIL	NIL	NIL	NIL	NIL	N/A	N/A			
(e)	Insurance Companies	0	NIL	NIL	NIL	NIL	NIL	N/A	N/A			
(f)	Foreign Institutional Investors	0	NIL	NIL	NIL	NIL	NIL	N/A	N/A			
(g)	Foreign venture capital investors	0	NIL	NIL	NIL	NIL	NIL	N/A	N/A			
(h)	Qualified Foreign Investor	0	NIL	NIL	NIL	NIL	NIL	N/A	N/A			
(i)	Any other (specify)	0	NIL	NIL	NIL	NIL	NIL	N/A	N/A			
	FII - DR	0	NIL	NIL	NIL	NIL	NIL	N/A	N/A			
(2)	Sub Total (B)(1)	3	8700	NIL	NIL	0.11	0.11	N/A	N/A			
(a)	Non-institutions											
(b)	Bodies Corporate	120	464887	455337	5.94	5.94	5.94	N/A	N/A			
	Individuals -											
i	Individual shareholders holding nominal share capital upto Rs. 1 lakh	11347	1900240	1256811	24.27	24.27	24.27	NA	NA			
ii	Individual shareholders holding nominal share capital in excess of Rs. 1 lakh	24	720027	652027	9.20	9.20	9.20	N/A	N/A			
(c)	Qualified Foreign Investor	NIL	NIL	NIL	NIL	NIL	NIL	N/A	N/A			
(d)	Any other (specify)											
(i)	NRI	79	207792	207792	2.65	2.65	2.65	N/A	N/A			
(ii)	Clearing members	34	12296	12296	0.16	0.16	0.16	N/A	N/A			
(iii)	H.U.F	141	87909	87909	1.12	1.12	1.12	N/A	N/A			
	Sub Total (B)(2)	11745	3393151	2672172	43.34	43.34	43.34	N/A	N/A			
	Total public shareholding (B) = (B)(1)+(B)(2)	11748	3401851	2672172	43.45	43.45	43.45	N/A	N/A			
	Total (A)+(B)	11757	7830000	7100021	100.00	100.00	100.00	295223	295223			3.77
(C) Shares held by Custodians and against which depository receipts have been issued												
	(1) Promoter and Promoter Group	0	NIL	NIL	NIL	NIL	NIL	N/A	N/A			
	(2) Public	0	NIL	NIL	NIL	NIL	NIL	N/A	N/A			
	Sub total	0	NIL	NIL	NIL	NIL	NIL	N/A	N/A			
	GRAND TOTAL(A)+(B)+(C)	11757	7830000	7100021	100.00	100.00	100.00	295223	295223			3.77





(D)(b) Statement showing shareholding of persons belonging to the category "Promoter and Promoter Group":

Sr. No.	Name of the Shareholder	Total Shares Held		Shares pledged or otherwise encumbered			Tot share(Including undelying shares assuming full conversion of sec. as % of diluted share capital
		Number of shares held	As a % of Grand total (A)+(B)+(C)	Number	As a percentage of pledged shares to shares held	As a % of grand total (A)+(B)+(C) of sub clause (1)a	
1	Mrs. Jaya S Kartha	386740	4.939	NIL	NA	NA	4.94
2	Mr. S N Sasidharan Kartha	1291490	16.494	NIL	NA	NA	16.49
3	Mr. Saran S Kartha	151701	1.937	NIL	NA	NA	1.93
4	Mr. Mathew Cherian Mundanical	923150	11.790	NIL	NA	NA	11.79
5	Mrs. Jolly Cherian	195523	2.497	195223	99.85	2.49	2.50
6	Mr. Nabiel Mathew Cherian	100000	1.277	100000	100	1.28	1.28
7	M/s Empower India Capital Investments P. Ltd.	77785	0.993	NIL	NA	NA	0.99
8	M/s. Sach Exports Pvt. Ltd	251760	3.215	NIL	NA	NA	3.22
9	M/s. Kerala State Industrial Development Corpn. Ltd	1050000	13.410	NIL	NA	NA	13.41
	<b>TOTAL</b>	<b>4428149</b>	<b>56.552</b>	<b>295223</b>	<b>6.670</b>	<b>3.77</b>	<b>56.55</b>



(1)(c) Statement showing shareholding of persons belonging to the category "Public" and holding more than 1% of the total number of shares

Sr. No.	Name of the Shareholder	Number of Shares	Shares as a percentage of total number of shares {i.e. Grand Total (A)+(B)+(C) indicated in statement at para (1)(a) above}	Total share including underlying share assuming full conversion of war. and conversion of security as % of diluted share capital
1	Ambica Capital Markets Ltd.	257366	3.29	3.29
2	Mr. John M T	120001	1.53	1.53
	<b>Total</b>	<b>377367</b>	<b>4.82</b>	<b>4.82</b>

(1)(d) Statement showing details of locked-in shares

No locked in shares

(1)(a) Statement showing details of depository receipts (DRs)

No depository receipts

\*(1)(b) Statement showing holding of depository receipts (DRs), where underlying shares are in excess of 1% of the total number of shares

Not applicable

Statement showing shareholding of persons belonging to the category "Public" and holding more than 5% of the total number of shares : NIL

Sr. No.	Name of the Shareholder	Number of Shares	Shares as a percentage of total number of shares {i.e. Grand Total (A)+(B)+(C) indicated in
	NIL	NIL	NIL

