

SEJAL GLASS LTD (Formerly known as Sezal Glass Ltd)

173/174, 3rd Floor, Sejal Encasa, S.V.Road , Kandivali (west) , Mumbai- 400067. Tel No.+91-22-28665100, Email-compliance@sejalglass.co.in.

Website-www.sejalglass.co.in. CIN-L26100MH1998PLC117437

Statement of Un Audited Financial Results for the Quarter ended 30th June, 2015

Part I		Rs in Lakh							
Sr No	Particulars	Standalone				Consolidated			
		Quarter Ended		Year ended		Quarter Ended		Year ended	
		30/06/2015 (un audited)	31/03/2015 (un audited)	30/06/2014 (un audited)	31/03/2015 (Audited)	30/06/2015 (un audited)	31/03/2015 (un audited)	30/06/2014 (un audited)	31/03/2015 (Audited)
1	Income from operations								
	a) Net Sales/Income from Operations (Net of excise duty)	417.89	292.38	446.24	1,350.52	417.96	292.38	446.24	1,350.52
	b) Other Operating Income	17.98	11.77	14.66	89.77	17.98	11.77	14.66	89.77
	Total Income from operations	435.87	304.15	460.90	1,440.29	435.94	304.15	460.90	1,440.29
2	Expenditure								
	a) Cost of materials consumed	240.48	92.53	310.93	701.14	240.48	92.53	310.93	701.14
	b) Purchase of stock-in-trade	81.67	65.07	79.74	299.91	81.69	65.07	79.74	299.91
	c) Changes in inventories of finished goods, work-in-progress and stock-in-trade	(4.86)	139.79	(64.70)	150.46	(4.86)	139.79	(64.70)	150.46
	d) Employee benefits expense	105.03	113.24	119.92	469.66	105.36	113.24	119.92	469.66
	e) Depreciation and amortization expense	94.37	104.19	60.96	482.42	94.38	104.19	60.96	482.42
	f) Other Expenditure	78.15	1,090.32	75.80	1,547.10	78.41	1,090.32	75.80	1,547.10
	Total expenses	594.83	1,605.14	582.65	3,650.69	595.44	1,605.14	582.65	3,650.69
3	Profit/(Loss) from operations before other income, finance cost and exceptional item (1-2)	(158.96)	(1,300.99)	(121.75)	(2,210.40)	(159.51)	(1,300.99)	(121.75)	(2,210.40)
4	Other Income								
	a) Current Period	326.93	442.20	177.14	840.04	327.04	442.20	177.14	840.04
	b) Prior period (Net)	(50.26)	(54.80)	(24.73)	(47.37)	(50.26)	(54.80)	(24.73)	(47.37)
	Total other Income	276.67	387.40	152.41	792.67	276.78	387.40	152.41	792.67
5	Profit from ordinary activities before finance cost and exceptional items (3+4)	117.71	(913.59)	30.66	(1,417.73)	117.27	(913.59)	30.66	(1,417.73)
6	Finance cost	65.10	280.48	194.80	927.01	65.11	280.48	194.80	927.01
7	Profit/(Loss) from ordinary activities after finance cost but before exceptional items (5-6)	52.61	(1,194.07)	(164.14)	(2,344.74)	52.17	(1,194.07)	(164.14)	(2,344.74)
8	Exceptional item (net)	(300.00)	(950.01)	43.41	(1,606.58)	(300.00)	(950.01)	43.41	(1,606.58)
9	Profit/ (Loss) from ordinary activities before tax (7+8)	(247.39)	(2,144.08)	(120.73)	(3,951.32)	(247.83)	(2,144.08)	(120.73)	(3,951.32)
10	Tax expenses								
	-Current years Tax	-	-	-	-	-	-	-	-
	-Deferred Tax	-	(2,242.01)	-	(2,242.01)	-	(2,242.01)	-	(2,242.01)
11	Net Profit/(Loss) from ordinary activities after tax (9-10)	(247.39)	(4,386.09)	(120.73)	(6,193.33)	(247.83)	(4,386.09)	(120.73)	(6,193.33)
12	Extraordinary items								
13	Net Profit/ (Loss) for the period(11-12)	(247.39)	(4,386.09)	(120.73)	(6,193.33)	(247.83)	(4,386.09)	(120.73)	(6,193.33)
14	Share of profit/(Loss) of Associates								
15	Minority Interest								
16	Net profit after taxes, minority interest and share of profit/(Loss) of Associates (13 +14 - 15)	(247.39)	(4,386.09)	(120.73)	(6,193.33)	(247.83)	(4,386.09)	(120.73)	(6,193.33)
17	Paid -up Equity share capital (Face Value Rs 10/- per share)	3,355.00	3,355.00	3,355.00	3,355.00	3,355.00	3,355.00	3,355.00	3,355.00
18	Reserves (excluding Revaluation Reserve)	1,777.45	1,989.71	7,562.78	1,989.71	1,736.14	1,989.71	7,562.78	1,989.71
19	Earnings per share (Face value of Rs 10/-each)								
	Basic & Dilluted EPS	(0.74)	(13.07)	(0.36)	(18.46)	(0.74)	(13.07)	(0.36)	(18.46)
	(Quarterly data not annualised)								



SEJAL GLASS LTD (Formerly known as Sezal Glass Ltd)

173/174, 3rd Floor, Sejal Encasa,S.V.Road ,Kandivali (west) , Mumbai- 400067. Tel No.+91-22-28665100, Email-compliance@sejalglass.co.in.

Website-www.sejalglass.co.in. CIN-L26100MH1998PLC117437

Part II

Select information for the Quarter ended 30/6/2015

Sr No	Particulars	Standalone				Consolidated			
		Quarter Ended			Year ended	Quarter Ended			Year ended
		30/06/2015 (un audited)	31/03/2015 (un audited)	30/06/2014 (un audited)	31/03/2015 (Audited)	30/06/2015 (un audited)	31/03/2015 (un audited)	30/06/2014 (un audited)	31/03/2015 (Audited)
A	PARTICULARS OF SHAREHOLDING								
1	Public Shareholding								
	- Number of shares	16,209,262	16,209,262	16,246,662	16,209,262	16,209,262	16,209,262	16,246,662	16,209,262
	- Percentage of shareholding	48.31	48.31	48.43	48.31	48.31	48.31	48.43	48.31
2	Promoters and Promoter Group Shareholding								
	a) Pledged/Encumbered								
	- Number of shares	4,550,000	4,550,000	4,550,000	4,550,000	4,550,000	4,550,000	4,550,000	4,550,000
	- Percentage of shares (as a % of the total shareholding of promoter and promoter group)	26.24	26.24	26.30	26.24	26.24	26.24	26.30	26.24
	- Percentage of shares (as a % of the total share capital of company)	13.56	13.56	13.56	13.56	13.56	13.56	13.56	13.56
	b) Non- encumbered								
	- Number of shares	12,790,838	12,790,738	12,753,338	12,790,738	12,790,838	12,790,738	12,753,338	12,790,738
	- Percentage of shares (as a % of the total shareholding of promoter and promoter group)	73.76	73.76	73.70	73.76	73.76	73.76	73.70	73.76
	- Percentage of shares (as a % of the total share capital of company)	38.12	38.12	38.01	38.12	38.12	38.12	38.01	38.12

Particulars	30/06/2015
B	
INVESTOR COMPLAINTS	
Pending at the beginning of the quarter	Nil
Received during the quarter	Nil
Disposed of during the quarter	Nil
Remaining unresolved at the end of the quarter	Nil

Notes :

- The above un audited financial results for the quarter ended 30.06.2015 were reviewed and recommended by the Audit committee for adoption and approved by the Board of Directors at their respective meetings held on 13th August,2015.The statutory Auditors have carried out Limited Review of the above financial results.
- Provision for Income tax,Deferred tax under AS 22 and provision for Employee benefit plans as required under AS 15 would be computed and considered at the year end.
- The Company operates in two segments i.e.Glass Division & Retail Trading Devison, on the basis of nature of operations.
- The Company has submitted Settlement proposal to Punjab National Bank, Bank of Maharashtra and Edelweiss Asset Reconstruction Company Ltd as a result of which interest on Term Loan & CC has not been provided by the Company for the quarter ended 30.06.2015.
- Consolidation as per Accounting Standard (AS 21- Consolidated Financial Statements) for investment in Joint Venture has been made on the basis of unaudited accounts of the Joint Venture Company Sejal Firebaan Glass Pvt Ltd for the year ended March 31, 2015 and June 30, 2015.
- Previous year's figures have been regrouped/rearranged wherever necessary.

Place : Mumbai
Date : 13th August,2015

for and on behalf of Board of Directors of
Sejal Glass Ltd


Amrut S.Gada
Chairman and Managing Director
DIN : 00163290



SEJAL GLASS LTD (Formerly known as Sezal Glass Ltd)

173/174, 3rd Floor, Sejal Encasa,S.V.Road ,Kandivali (west) , Mumbai- 400067. Tel No.+91-22-28665100, Email-compliance@sejalglass.co.in.

Website-www.sejalglass.co.in. CIN-L26100MH1998PLC117437

Segment -wise Un audited Revenue,Results and Capital Employed

Rs in Lakh

Sr No	Particulars	Standalone				Consolidated			
		Quarter Ended		Year ended		Quarter Ended		Year ended	
		30/06/2015 (un audited)	31/03/2015 (un audited)	30/06/2014 (un audited)	31/03/2015 (Audited)	30/06/2015 (un audited)	31/03/2015 (un audited)	30/06/2014 (un audited)	31/03/2015 (Audited)
1	Segment Revenue :								
	a)Glass Processing Division	370.70	212.04	368.06	1,064.98	370.70	212.04	368.06	1,064.98
	b)Retail Trading Division	66.69	92.10	92.84	375.31	66.69	92.10	92.84	375.31
	c)Others					0.06			
	Total	437.39	304.14	460.90	1,440.29	437.45	304.14	460.90	1,440.29
	Less: Inter Segment Revenue	(1.51)	-	-	-	(1.51)	-	-	-
	Total Income from operations	435.88	304.14	460.90	1,440.29	435.94	304.14	460.90	1,440.29
2	Segment Results before tax and Interest								
	a)Glass Processing Division	125.66	(734.11)	35.16	(1,194.20)	125.66	(734.11)	35.16	(1,194.20)
	b)Retail Trading Division	(7.94)	(179.49)	(4.50)	(223.53)	(7.94)	(179.49)	(4.50)	(223.53)
	c)Others	-	-	-	-	(0.44)	-	-	-
	Total	117.72	(913.60)	30.66	(1,417.73)	117.28	(913.60)	30.66	(1,417.73)
	Less								
	i) Interest	65.10	280.48	194.80	927.01	65.11	280.48	194.80	927.01
	ii) Other Un-allocable expenditure net off un-allocable income	300.00	950.01	43.41	1,606.58	300.00	950.01	43.41	1,606.58
	Net Profit from ordinary activities before Tax	(247.38)	(2,144.09)	(120.73)	(3,951.32)	(247.83)	(2,144.09)	(120.73)	(3,951.32)
3	Capital Employed (Excluding Revaluation Reserve)								
	a)Glass Processing Division	10,355.65	9,640.28	14,863.81	9,640.28	10,355.65	9,640.28	14,863.81	9,640.28
	b)Retail Trading Division	1,252.92	1,804.29	1,560.61	1,804.29	1,252.92	1,804.29	1,560.61	1,804.29
	c)Un-allocated/Share of Associate & JV Company					16.33	-	-	-
	Total	11,608.57	11,444.57	16,424.42	11,444.57	11,624.90	11,444.57	16,424.42	11,444.57

Place : Mumbai
Date : 13th August,2015

For and on behalf of the Board of Directors of
Sejal Glass Ltd.


Amrut S. Gade
Chairman and Managing Director
DIN : 00163290





S S PURANIK & ASSOCIATES

CHARTERED ACCOUNTANTS
A-201, UDAYARAJ CHS LTD
SHREENAGAR COLONY ROAD,
OFF M G ROAD, GOREGAON (W),
MUMBAI 400 062.

Tel No: 29272090/9619834222

Website : www.sspassociates.com

LIMITED REVIEW REPORT

August 13, 2015


The Board of Directors
Sejal Glass Ltd
Sejal Encasa, 3rd Floor
173/174, S.V.Road,
Kandivali (West)
Mumbai – 400067


We have reviewed the accompanying statement of unaudited financial results of Sejal Glass Ltd. for the quarter ended 30th June, 2015. This statement is the responsibility of the Company's Management and has been approved by the Board of Directors. Our responsibility is to issue a report on these financial statements based on our review.

We conducted our review in accordance with the Standard on Review Engagement (SRE) 2400, Engagements to Review Financial Statements issued by the Institute of Chartered Accountants of India. This standard requires that we plan and perform the review to obtain moderate assurance as to whether the financial statements are free of material misstatement. A review is limited primarily to inquiries of the Company personnel and analytical procedure applied to financial data and thus provides less assurance than audit. We have not performed an audit and accordingly, we do not express an audit opinion.

Based on our review conducted as above, and as per our observations given in Annexure, nothing has come to our attention that causes us to believe that the accompanying statement of unaudited financial results, prepared in accordance with applicable accounting standards and other recognized accounting practices and policies, has not disclosed the information required to be disclosed in terms of clause 41 of the listing agreement including the manner in which it is to be disclosed or that it contains any material misstatement

For S S PURANIK & ASSOCIATES
Chartered Accountants
FRN 127731(W)



Shripad S Puranik
Partner
M. Ship no. 030670



August 13, 2015


ANNEXURE REFERRED TO IN THE LIMITED REVIEW REPORT OF SEJAL GLASS LTD
FOR THE QUARTER ENDED JUNE 30, 2015.

1. Adjustments arising from the provisions of Accounting Standard 11 – The effects of changes in Foreign Currency Rates (Revised 2003) and Deferred tax as per Accounting Standard 22 (AS 22 – Deferred Taxes) have not been done for the purpose of this Report. With regard to Accounting Standard 15 Revised (AS 15 – Revised) – Employee Benefits, provision for retirement benefits has not been made. We are informed that the requisite provisions shall be made as per the actuarial valuation report for the purpose of annual accounts only.
2. Consolidation as per Accounting Standard (AS 21 – Consolidated Financial Statements) for investment in Joint venture has been made on the basis of unaudited accounts of the Joint Venture Company for the year ended March 31, 2015 and June 30, 2015. We have not reviewed the Consolidated Financial Statements.
3. Balances in the ledgers of Sundry Debtors, Sundry Creditors, Loans and advances and Inter Corporate Deposits (other than Group Companies) are subject to confirmation and reconciliation.
4. Balance in Public Fixed Deposits a/c, One Bank Account and Loan balance with Asset Reconstruction Company are subject to reconciliation.
5. The statutory liabilities like Staff Provident fund, Income Tax (TDS), Service tax, Sales Tax and ESIC are in arrears.
6. In respect of Public Fixed deposits:
 - The Company has failed to repay matured fixed deposits as well as interest on its due dates.
 - The requirement of maintaining Liquid Assets against deposits maturing in 2015-16 has not been complied with.
 - The company has not filed the return of Deposits for the financial year 2012-2013, 2013-2014 and 2014-15.
 - Reconciliation of balances of Public Fixed Deposit Holders with the records maintained by Registrars is not done.
7. Inventory as at June 30, 2015 has been valued by the management and accepted by us for the purpose of Limited Review. Provision for non moving stock has not been made for the quarter.
8. Internal audit reports were not available for verification for quarter ended 30th June, 2015.



9. The company has not made provision for Interest expense amounting to Rs. 1,58,47,639/- for loans taken from Edelweiss Asset Reconstruction Company Limited, Punjab & Maharashtra Bank and Bank of Maharashtra.
10. The company has written back sundry creditor balances for which no confirmation is obtained from concerned parties.

For S S PURANIK & ASSOCIATES
Chartered Accountants
FRN-127731 W


Shripad S Puranik
Partner
M. Ship no. 030670

