

**M. T. ANKLESHWARIA & CO.**  
CHARTERED ACCOUNTANTS  
MADHU T. ANKLESHWARIA  
B.COM. (HONS) F.C.A.

**TEL: 2614 9392**  
7 GOKUL NIWAS,  
47, BAJAJ ROAD,  
VILE PARLE (WEST),  
MUMBAI - 400 056

The Board of Directors  
Themis Medicare Limited  
Mumbai

Dear Sirs,

**Re: LIMITED REVIEW REPORT ON THE UNAUDITED FINANCIAL RESULTS OF  
THEMIS MEDICARE LTD FOR THE QUARTER ENDED 30TH JUNE 2015.**

## **1. INTRODUCTION**

We have reviewed the accompanying statement of unaudited financial results of Themis Medicare Limited, for the quarter ended on 30th June 2015 except for the disclosures regarding public shareholding and Promoter and Promoter Group Shareholding which have been traced from disclosures made by the management but have neither been reviewed nor been audited by us. This statement is the responsibility of the Company's Management and has been approved by the Board of Directors at the meeting held on 11.08.2015. Management is responsible for the preparation and fair presentation of this interim financial information in accordance with Indian Generally Accepted Accounting Principles. Our responsibility is to issue a conclusion on these interim financial statements based on our review.

## **2. SCOPE OF REVIEW**

We conducted our review in accordance with Standard on Review Engagements (SRE) 2410, "Review of Interim Financial Information Performed by the Independent Auditor of the Entity" issued by the Institute of Chartered Accountants of India. This Standard requires that we plan and perform the review to obtain moderate assurance as to whether the financial statements are free of material misstatement. A review is limited primarily to inquiries of company personnel and analytical procedures applied to financial data and thus provide less assurance than an audit. We have not performed an audit and accordingly, we do not express an audit opinion.



### 3. CONCLUSION

Based on our review conducted as above, nothing has come to our attention that causes us to believe that the accompanying statement of unaudited financial results prepared in accordance with applicable accounting standards and other recognized accounting practices and policies has not disclosed the information required to be disclosed in terms of Clause 41 of the Listing Agreement including the manner in which it is to be disclosed, or that it contains any material misstatement.



For **M.T. ANKLESHWARIA & CO,**  
**CHARTERED ACCOUNTANTS**

**MADHU T. ANKLESHWARIA**  
**PROPRIETOR**

Place: Mumbai  
Date: 11.08.2015

# THEMIS MEDICARE LTD

CIN NO : L24110GJ1969PLC001590

Regd. Off. Plot No. 69A, GIDC Indl. Estate, Vapi - 396195, Dist Valsad, Gujarat. (T) 0260-2431447 / 0260-2430219.

Corporate Office : 11/12, Udyog Nagar, S. V. Road, Goregaon (West), Mumbai-400 104.


Email ID : themis@themismedicare.com. Website Address : www.themismedicare.com.

**PART I (R in Lakhs)**

**Statement of Unaudited Financial Results for the quarter ended 30th June 2015.**

Particulars	STANDALONE				CONSOLIDATED			
	3 months ended	Preceding 3 months ended	Corresponding 3 months ended	Previous year ended	3 months ended	Preceding 3 months ended	Corresponding 3 months ended	Previous year ended
	(30/06/2015)	(31/03/2015)	(30/06/2014)	(31/03/2015)	(30/06/2015)	(31/03/2015)	(30/06/2014)	(31/03/2015)
	(Unaudited)	(Unaudited)	(Unaudited)*	(Audited)	(Unaudited)	(Unaudited)	(Unaudited)	(Audited)
<b>1 Income from operations</b>								
(a) Net sales/income from operations (Net of excise duty)	5,076.66	4,083.58	4,757.77	16,596.79	5,852.24	4,940.35	5,840.29	19,972.75
(b) Other operating income	76.75	1.47	46.73	89.67	99.05	24.29	83.13	215.40
Total income from operations (net)	5,153.41	4,085.05	4,804.50	16,686.46	5,951.29	4,964.64	5,923.42	20,188.15
<b>2 Expenses</b>								
(a) Cost of materials consumed	1,826.76	2,207.33	1,689.60	6,886.75	2,091.47	2,481.35	2,216.26	8,247.39
(b) Purchases of stock-in-trade	292.58	152.71	300.50	982.35	292.58	152.71	300.50	982.35
(c) Changes in inventories of finished goods, work-in-progress and stock-in-trade	41.15	(672.07)	292.37	-51.55	91.12	(707.83)	294.39	5.36
(d) Employee benefits expense	801.43	718.69	730.17	2,879.37	902.58	828.42	824.82	3,266.92
(e) Depreciation and amortisation expense	185.14	190.43	169.18	734.13	259.28	383.25	236.45	1,155.53
(f) Other expenses (Any item exceeding 10% of the total expenses relating to continuing operations to be shown separately)	1,470.23	1,235.66	1,224.26	4,897.80	1,640.11	1,406.85	1,436.37	5,743.03
Total expenses	4,617.29	3,832.75	4,406.07	16,328.85	5,277.14	4,544.75	5,308.79	19,400.58
<b>3 Profit / (Loss) from operations before other income, finance costs and exceptional items (1-2)</b>	536.12	252.30	398.43	357.61	674.15	419.89	614.63	787.57
<b>4 Other income</b>	171.45	79.45	84.58	1,247.27	190.99	90.33	85.57	1,265.66
<b>5 Profit / (Loss) from ordinary activities before finance costs and exceptional items (3 + 4)</b>	707.57	331.75	483.10	1,604.88	865.14	510.22	700.20	2,053.23
<b>6 Finance costs</b>	305.85	327.84	353.76	1,447.32	307.45	329.32	355.07	1,452.89
<b>7 Profit / (Loss) from ordinary activities after finance costs but before exceptional items (5 + 6)</b>	401.72	3.91	129.35	157.56	557.69	180.90	345.13	600.34
<b>8 Exceptional items</b>	-	-	-	-	-	-	-	-
<b>9 Profit / (Loss) from ordinary activities before tax (7 + 8)</b>	401.72	3.91	129.35	157.56	557.69	180.90	345.13	600.34
<b>10 Tax expense</b>	-	(35.20)	(11.74)	-46.94	-	(35.20)	-11.74	177.14
<b>11 Net Profit / (Loss) from ordinary activities after tax (9 - 10)</b>	401.72	39.11	141.09	204.50	557.69	216.10	356.87	423.20
<b>12 Extraordinary items (net of tax expense Rs. Nil)</b>	-	-	-	-	-	-	-	-
<b>13 Net Profit / (Loss) for the period (11 + 12)</b>	401.72	39.11	141.09	204.50	557.69	216.10	356.87	423.20
<b>14 Share of profit / (loss) of associates</b>	-	-	-	-	26.26	8.34	20.66	77.43
<b>15 Minority interest</b>	-	-	-	-	-	-	-	-
<b>16 Net Profit / (Loss) after taxes, minority interest and share of profit / (loss) of associates (13+14+15).</b>	401.72	39.11	141.09	204.50	583.95	224.44	377.53	500.63
<b>17 Paid-up equity share capital- Face Value Rs. 10/- each</b>	846.84	846.84	845.05	846.84	846.84	846.84	845.05	846.84
<b>18 Reserve excluding Revaluation Reserves as per balance sheet of previous accounting year</b>	-	-	-	4,041.07	-	-	-	5,043.95
<b>19 Earnings per share (before extraordinary items)</b>								
(a) Basic	4.74	0.46	1.67	2.41	6.90	2.65	4.47	5.91
(b) Diluted	4.68	0.46	1.59	2.38	6.80	2.61	4.27	5.83
<b>19ii Earnings per share (after extraordinary items)</b>								
(a) Basic	4.74	0.46	1.67	2.41	6.90	2.65	4.47	5.91
(b) Diluted	4.68	0.46	1.59	2.38	6.80	2.61	4.27	5.83







## PART I:

Particulars	STANDALONE				CONSOLIDATED			
	3 months ended	Preceding 3 months ended	Corresponding 3 months ended	Previous year ended	3 months ended	Preceding 3 months ended	Corresponding 3 months ended	Previous year ended
	(30/06/2015)	(31/03/2015)	(30/06/2014)	(31/03/2015)	(30/06/2015)	(31/03/2015)	(30/06/2014)	(31/03/2015)
	(Unaudited)	(Unaudited)	(Unaudited)	(Audited)	(Unaudited)	(Unaudited)	(Unaudited)	(Audited)
<b>A PARTICULARS OF SHAREHOLDING</b>								
<b>1 Public shareholding</b>								
- Number of shares	2413065	2413065	2395405	2413065	2413065	2413065	2395405	2413065
- Percentage of shareholding	28.50	28.50	28.35	28.50	28.50	28.50	28.35	28.50
<b>2 Promoters and Promoter Group Shareholding</b>								
<b>a) Pledged / Encumbered</b>								
- Number of shares	NIL	NIL	NIL	NIL	NIL	NIL	NIL	NIL
- Percentage of shares (as a % of the total shareholding of promoter and promoter group)	NIL	NIL	NIL	NIL	NIL	NIL	NIL	NIL
- Percentage of shares (as a % of the total share capital of the company)	NIL	NIL	NIL	NIL	NIL	NIL	NIL	NIL
<b>b) Non - encumbered</b>								
- Number of shares	6055295	6055295	6055095	6055295	6055295	6055295	6055095	6055295
- Percentage of shares (as a % of the total shareholding of the Promoter and Promoter group)	100	100	100	100	100	100	100	100
- Percentage of shares (as a % of the total share capital of the company)	71.50	71.50	71.65	71.50	71.50	71.50	71.65	71.50


Particulars	3 months ended (30/06/2015)
<b>B INVESTOR COMPLAINTS</b>	
Pending at the beginning of the quarter	-
Received during the quarter	-
Disposed of during the quarter	-
Remaining unresolved at the end of the quarter	-

## NOTES:

- 1.) The Company has only one segment namely pharmaceuticals, hence no separate segmentwise disclosure has been made.
- 2.) The above results were reviewed by the Audit Committee and approved by the Board of Directors at its meeting held on 11.08.2015.

For M. T. Ankleshwaria & Co.  
Chartered Accountants

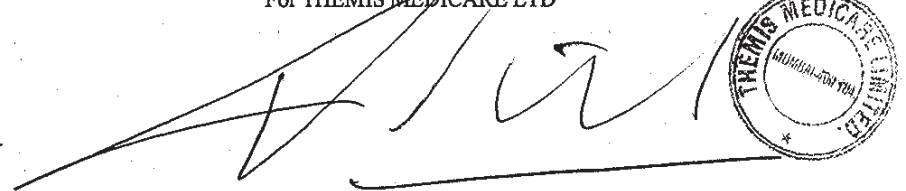
By Order of the Board  
For THEMIS MEDICARE LTD



Madhu T. Ankleshwaria  
Proprietor



Place : Mumbai  
Date : 11/08/2015



Dr. DINESH PATEL  
(Managing Director & CEO)

