



Excel Industries Ltd.

Corporate & Registered Office



4th August, 2015

BSE Ltd.
Listing Department,
Pheeroze Jeejeebhoy Towers,
Dalal Street,
Fort,
Mumbai-400 001

National Stock Exchange of India Ltd.
Listing Department,
Exchange Plaza,
Bandra-Kurla Complex,
Bandra (E),
Mumbai-400 051

Sub: Clause 35 - Share Holding Pattern as on 24.07.2015

Ref: BSE Script Code: 500650; NSE Script Code: EXCELINDUS

Dear Sir,

Pursuant to Clause 35 of the Listing Agreement, please find enclosed Share Holding Pattern as on 24.07.2015, after allotment of 8,25,000 equity shares to Utkarsh Global Holdings Private Limited (a promoter group company) on preferential basis.

Kindly acknowledge the receipt of the same.

Thanking you

Yours faithfully,
For Excel Industries Limited

S K Singhvi
Company Secretary

(I)(a) Statement showing Shareholding Pattern

Name of the Company : Excel Industries Limited

NSE Scrip Code: EXCELINDUS; BSE Scrip Code: 500650

As on Date : 24-Jul-2015

Partly paid-up shares	No. of partly paid-up shares	As a % of total no. of partly paid-up Shares	As a % of total no. of shares of the company
Held by promoter/promoter group	0	0	0
Held by public	0	0	0
Total	0	0	0
Outstanding convertible securities	No. of outstanding securities	As a % of total no. of outstanding convertible securities	As a % of total no. of shares of the company, assuming full conversion of the convertible securities
Held by promoter/promoter group	175000	100	1.36
Held by public	0	0	0
Total	175000	100	1.36
Warrants	No. of warrants	As a % of total no. of warrants	As a % of total no. of shares of the company, assuming full conversion of Warrants
Held by promoter/promoter group	0	0	0
Held by public	0	0	0
Total	0	0	0
Total paid-up capital of the company, assuming full conversion of warrants and convertible securities	12905630		



(D)(a) Statement showing Shareholding Pattern

Sr. no.	Category of shareholder	Number of shareholders	Total number of shares	Number of shares held in dematerialized form	Total shareholding as a percentage of total number of shares		Shares Pledged or otherwise encumbered	
					As a percentage of (A+B) ¹ (VI)	As a percentage of (A+B+C) (VII)	Number of shares (VIII)	As a percentage (IX) = (VIII) / (IV) * 100
(I)	(II)	(III)	(IV)	(V)	(VI)	(VII)	(VIII)	(IX)
(A)	Promoter and Promoter Group²							
(1)	Indian							
(a)	Individuals/Hindu Undivided Family	23	423848	423848	3.33	3.33	11019	2.60
(b)	Central Government/State Government(s)	0	0	0	0.00	0.00	0	0
(c)	Bodies Corporate	11	5882100	5882100	46.20	46.20	0	0.00
(d)	Financial Institutions/Banks	0	0	0	0.00	0.00	0	0
(e)	Any Other (Total)	0	0	0	0.00	0.00	0	0
	Sub-Total (A)(1)	34	6305948	6305948	49.53	49.53	11019	0.17
(2)	Foreign							
(a)	Individuals (Non-Resident Individuals/Foreign Individuals)	2	104082	104082	0.80.2	0.82	0	0.00
(b)	Bodies Corporate	0	0	0	0.00	0.00	0	0.00
(c)	Institutions	0	0	0	0.00	0.00	0	0.00
(d)	Qualified Foreign Investor	0	0	0	0.00	0.00	0	0.00
(e)	Any Other (Total)	0	0	0	0.00	0.00	0	0.00
	Sub-Total (A)(2)	2	104082	104082	0.82	0.82	0	0.00
	Total Shareholding of Promoter and Promoter Group (A) = (A)(1)+(A)(2)	36	6410030	6410030	50.35	50.35	11019	0.17
(B)	Public shareholding³							
(1)	Institutions							
(a)	Mutual Funds/UTI	5	850	825	0.01	0.01	N.A.	N.A.
(b)	Financial Institutions/Banks	11	1019911	1019717	8.01	8.01	N.A.	N.A.
(c)	Central Government/State Government(s)	0	0	0	0.00	0.00	N.A.	N.A.
(d)	Venture Capital Funds	0	0	0	0.00	0.00	N.A.	N.A.




(e)	Insurance Companies	0	0	0	0.00	0.00	N.A.	N.A.
(f)	Foreign Institutional Investors	8	522	24	0.00	0.00	N.A.	N.A.
(g)	Foreign Venture Capital Investors	0	0	0	0.00	0.00	N.A.	N.A.
(h)	Qualified Foreign Investor	0	0	0	0.00	0.00	N.A.	N.A.
(i)	Any Other (Total)	0	0	0	0.00	0.00	N.A.	N.A.
	Sub-Total (B)(1)	24	1021283	1020566	8.02	8.02	N.A.	N.A.
(2)	Non-institutions							
(a)	Bodies Corporate	270	447901	447087	3.52	3.52	N.A.	N.A.
(b)	Individuals - i. Individual Shareholders Holding Nominal Share Capital Up To >Rs. 1 Lakh.	13097	3657277	3278123	28.73	28.73	N.A.	N.A.
	Individuals - ii. Individual Shareholders Holding Nominal Share Capital In Excess Of Rs. 1 Lakh	31	1110955	1110955	8.73	8.73	N.A.	N.A.
(c)	Qualified Foreign Investor	0	0	0	0.00	0.00	N.A.	N.A.
(d)	Any Other (Total)	164	83184	81514	0.65	0.65	N.A.	N.A.
(d1)	Non-Resident	164	83184	81514	0.65	0.65	N.A.	N.A.
	Sub-Total (B)(2)	13562	5299317	4917679	41.63	41.63	N.A.	N.A.
	Total Public Shareholding (B)=(B)(1)+(B)(2)	13586	6320600	5938245	49.65	49.65	N.A.	N.A.
	TOTAL (A)+(B)	13622	12730630	12348275	100.00	100.00	11019	0.09
(C)	Shares held by Custodians and against which Depository Receipts have been issued	0	0	0	N.A.	0.00	N.A.	N.A.
C1	Promoter and Promoter Group	0	0	0	N.A.	0.00	N.A.	N.A.
C2	Public	0	0	0	N.A.	0.00	N.A.	N.A.
	GRAND TOTAL (A)+(B)+(C)	13622	12730630	12348275	N.A.	100.00	11019	0.09




(I)(b) Statement showing Shareholding of persons belonging to the category "Promoter and Promoter Group"

Sr. No.	Name of the shareholder	PAN of the Shareholder	Total Shares held		Shares pledged or otherwise encumbered			Details of warrants		Details of convertible securities		Total share: (including underlying shares assuming full conversion of warrants and convertible securities) as a % of diluted share capital (XIII)
			Number (IV)	as a % of grand total (A) + (B) + (C) (V)	Number (VI)	as a percentage (VII) = (VI) / (IV)*100	as a % of grand total (A) + (B) + (C) of sub-clause (I)(a) (VIII)	Number of warrants held (XI)	As a % total number of warrants of the same class (X)	Number of convertible securities held (XI)	As a % total number of convertible securities of the same class (XII)	
1	MR ATUL GOVINDJI SHROFF	AACPS7330R	59784	0.47	0	0.00	0.00	0	0.00	0	0	0.46
2	MRS SHRUTI ATUL SHROFF	AACPS7329E	22018	0.17	0	0.00	0.00	0	0	0	0	0.17
3	MISS VISHWA ATUL SHROFF	AJVPS5514P	810	0.01	0	0.00	0.00	0	0	0	0	0.01
4	MRS CHETNA P SARAIYA	AAGPS0851B	8610	0.07	8600	99.88	0.07	0	0	0	0	0.07
5	MR PRAFUL M SARAIYA	AAHPS6348A	2033	0.02	419	20.61	0.00	0	0	0	0	0.02
6	MRS HIRAL TUSHAR DAYAL	AAEPD7841C	10960	0.09	0	0.00	0.00	0	0	0	0	0.08
7	MR. TUSHAR CHARANDAS DAYAL	AACHT5670D	1310	0.01	0	0.00	0.00	0	0	0	0	0.01
8	AMI KANTISEN SHROFF	AADPS2014F	31882	0.25	0	0.00	0.00	0	0	0	0	0.25
9	MR. KANTISEN CHATURBHUJ SHROFF	AOJPS4009N	57040	0.45	0	0.00	0.00	0	0	0	0	0.44
10	MR. DIPESH KANTISEN SHROFF	AJMPS3622D	8619	0.07	0	0.00	0.00	0	0	0	0	0.07
11	MRS. PREETI	AAPPS1759K	14110	0.11	2000	14.17	0.02	0	0	0	0	0.11



	DIPESH SHROFF											
12	MR ABHAY SUNIL SARAIYA	AHZPS4670A	150	0.00	0	0.00	0.00	0	0	0	0	0.00
13	MR ASHWIN CHAMPRA J SHROFF	ALNPS6493H	83070	0.65	0	0.00	0.00	0	0	0	0	0.64
14	MRS. USHA ASHWIN SHROFF	AAFPS5029J	6497	0.05	0	0.00	0.00	0	0	0	0	0.05
15	MRS ANSHUL AMBRISH BHATIA	AABPB3289K	21616	0.17	0	0.00	0.00	0	0	0	0	0.17
16	MR RAVI ASHWIN SHROFF	AAZPS0268D	47670	0.37	0	0.00	0.00	0	0	0	0	0.37
17	MR. HRISHIT ASHWIN SHROFF	AJGPS8707H	47669	0.37	0	0.00	0.00	0	0	0	0	0.37
18	MR. DILIPSINH G BHATIA (NRI)	AEQPB4511D	104082	0.82	0	0.00	0.00	0	0	0	0	0.81
19	ANSHUL SPECIALTY MOLECULES LTD	AABCA4003H	27500	0.22	0	0.00	0.00	0	0	0	0	0.21
20	DIPKANTI INVESTMENTS & FINANCING PVT.LTD.	AAACD1959L	89972	0.71	0	0.00	0.00	0	0	0	0	0.70
21	EXCEL CROP CARE LTD.	AAACW3810D	145760	1.14	0	0.00	0.00	0	0	0	0	1.13
22	VIBRANT GREENTECH INDIA PRIVATE LIMITED	AABCH1014K	149991	1.18	0	0.00	0.00	0	0	0	0	1.16
23	HYDERABAD CHEMICAL PRODUCTS LTD	AAACH5507Q	46833	0.37	0	0.00	0.00	0	0	0	0	0.36
24	PRITAMI INVESTMENTS PVT. LTD.	AAACP3086A	79862	0.63	0	0.00	0.00	0	0	0	0	0.62
25	SHRODIP INVESTME	AAACS7802D	29350	0.23	0	0.00	0.00	0	0	0	0	0.23




	NTS PVT. LTD.											
26	TRANSPEK INDUSTRY LIMITED	AAACT8639B	156650	1.23	0	0.00	0.00	0	0	0	0	1.21
27	UTKARSH GLOBAL HOLDINGS PVT LTD	AAACU4658D	5156182	40.50	0	0.00	0.00	0	0	175000	100.00	41.30
	TOTAL		6410030	50.35	11019	0.17	0.09	0	0.00	175000	100.00	51.02

D)(c) Statement showing Shareholding of persons belonging to the category "Public" and holding more than 1% of the total number of shares

Sr. No.	Name of the shareholder	PAN of the Shareholder	Number of shares	Shares as a percentage of total number of shares {i.e., Grand Total (A)+(B)+(C) indicated in Statement at para (I)(a) above}	Details of warrants		Details of convertible securities		Total shares (including underlying shares assuming full conversion of warrants and convertible securities) as a % of diluted
					Number of warrants held	As a % total number of warrants of the same class	Number of convertible securities held	% w.r.t total number of convertible securities of the same class	
1	LIFE INSURANCE CORPORATION OF INDIA	AAACL0582H	1012799	7.96	0	0.00		0.00	0
	TOTAL		1012799	7.96	0	0.00		0.00	0

D)(c) Statement showing Shareholding of persons belonging to the category "Public" and holding more than 5% of the total number of shares

Sr. No.	Name of the shareholder	PAN of the Shareholder	Number of shares	Shares as a percentage of total number of shares {i.e., Grand Total (A)+(B)+(C) indicated in Statement at para (I)(a) above}	Details of warrants		Details of convertible securities		Total shares (including underlying shares assuming full conversion of warrants and convertible securities) as a % of diluted
					Number of warrants held	As a % total number of warrants of the same class	Number of convertible securities held	% w.r.t total number of convertible securities of the same class	
	LIFE INSURANCE CORPORATION OF INDIA	AAACL0582H	1012799	7.96	0	0.00		0.00	0.00
	TOTAL		1012799	7.96	0	0.00		0.00	0.00



(I)(d) Statement showing details of locked-in shares

Sr. No.	Name of the shareholder	PAN of the Shareholder	Number of locked-in shares	Locked-in shares as a percentage of total number of shares {i.e., Grand Total (A)+(B)+(C) indicated in Statement at para (I)(a) above}
1	UTKARSH GLOBAL HOLDINGS PRIVATE LIMITED		5156182	40.50
	TOTAL		5156182	40.50

(II)(a) Statement showing details of Depository Receipts (DRs)

Sr. No.	Type of outstanding DR (ADRs, GDRs, SDRs, etc.)	Number of outstanding DRs	Number of shares underlying outstanding DRs	Shares underlying outstanding DRs as a percentage of total number of shares {i.e., Grand Total (A)+(B)+(C) indicated in Statement at para (I)(a) above}
	TOTAL	0	0	0.00


(II)(b) Statement showing holding of Depository Receipts (DRs), where underlying shares held by 'promoter/promoter group' are in excess of 1% of the total number of shares

Sr. No.	Name of the DR Holder	Type of outstanding DR (ADRs, GDRs, SDRs, etc.)	Number of shares underlying outstanding DRs	Shares underlying outstanding DRs as a percentage of total number of shares {i.e., Grand Total (A)+(B)+(C) indicated in Statement at para (I)(a) above}
		TOTAL	0	0.00



(III) (a) Statement showing the voting pattern of shareholders, if more than one class of shares/securities is issued by the issuer.

Sr. no.	Category of shareholder	Number of Voting Rights held in each class of securities			Total Voting Rights (III+IV+V)	Total Voting Rights i.e. (VI)	
		Class X (III)	Class Y (IV)	Class Z (V)		As a percentage of (A+B) (VII)	As a percentage of (A+B+C) (VIII)
(I)	(II)				(VI)		
(A)	Promoter and Promoter Group²						
(1)	Indian						
(a)	Individuals/Hindu Undivided Family	0	0	0	0	0.00	0.00
(b)	Central Government/State Government(s)	0	0	0	0	0.00	0.00
(c)	Bodies Corporate	0	0	0	0	0.00	0.00
(d)	Financial Institutions/Banks	0	0	0	0	0.00	0.00
(e)	Any Other (Total)	0	0	0	0	0.00	0.00
	Sub-Total (A)(1)	0	0	0	0	0.00	0.00
(2)	Foreign						
(a)	Individuals (Non-Resident Individuals/Foreign Individuals)	0	0	0	0	0.00	0.00
(b)	Bodies Corporate	0	0	0	0	0.00	0.00
(c)	Institutions	0	0	0	0	0.00	0.00
(d)	Qualified Foreign Investor	0	0	0	0	0.00	0.00
(e)	Any Other (Total)	0	0	0	0	0.00	0.00
	Sub-Total (A)(2)	0	0	0	0	0.00	0.00
	Total Shareholding of Promoter and Promoter Group (A)= (A)(1)+(A)(2)	0	0	0	0	0.00	0.00
(B)	Public shareholding						
(1)	Institutions						
(a)	Mutual Funds/UTI	0	0	0	0	0.00	0.00
(b)	Financial Institutions/Banks	0	0	0	0	0.00	0.00
(c)	Central Government/State Government(s)	0	0	0	0	0.00	0.00
(d)	Venture Capital Funds	0	0	0	0	0.00	0.00
(e)	Insurance Companies	0	0	0	0	0.00	0.00
(f)	Foreign Institutional Investors	0	0	0	0	0.00	0.00
(g)	Foreign Venture Capital Investors	0	0	0	0	0.00	0.00
(h)	Qualified Foreign Investor	0	0	0	0	0.00	0.00
(h)	Any Other (Total)	0	0	0	0	0.00	0.00
	Sub-Total (B)(1)	0	0	0	0	0.00	0.00
(2)	Non-institutions						



(a)	Bodies Corporate	0	0	0	0	0.00	0.00
(b)	Individuals - i. Individual Shareholders Holding Nominal Share Capital Up To >Rs. 1 Lakh.	0	0	0	0	0.00	0.00
	Individuals - ii. Individual Shareholders Holding Nominal Share Capital In Excess Of Rs. 1 Lakh	0	0	0	0	0.00	0.00
(c)	Qualified Foreign Investor	0	0	0	0	0.00	0.00
(d)	Any Other (Total)	0	0	0	0	0.00	0.00
	Sub-Total (B)(2)	0	0	0	0	0.00	0.00
	Total Public Shareholding (B)= (B)(1)+(B)(2)	0	0	0	0	0.00	0.00
	TOTAL (A)+(B)	0	0	0	0	0.00	0.00
(C)	Shares held by Custodians and against which Depository Receipts have been issued	0	0	0	0	0.00	0.00
C1	Promoter and Promoter Group	0	0	0	0	0	0
C2	Public	0	0	0	0	0	0
	GRAND TOTAL (A)+(B)+(C)	0	0	0	0	0.00	0.00

