

Q1 FY16 Investor Presentation

Omaxe - Vision & Mission

Vision

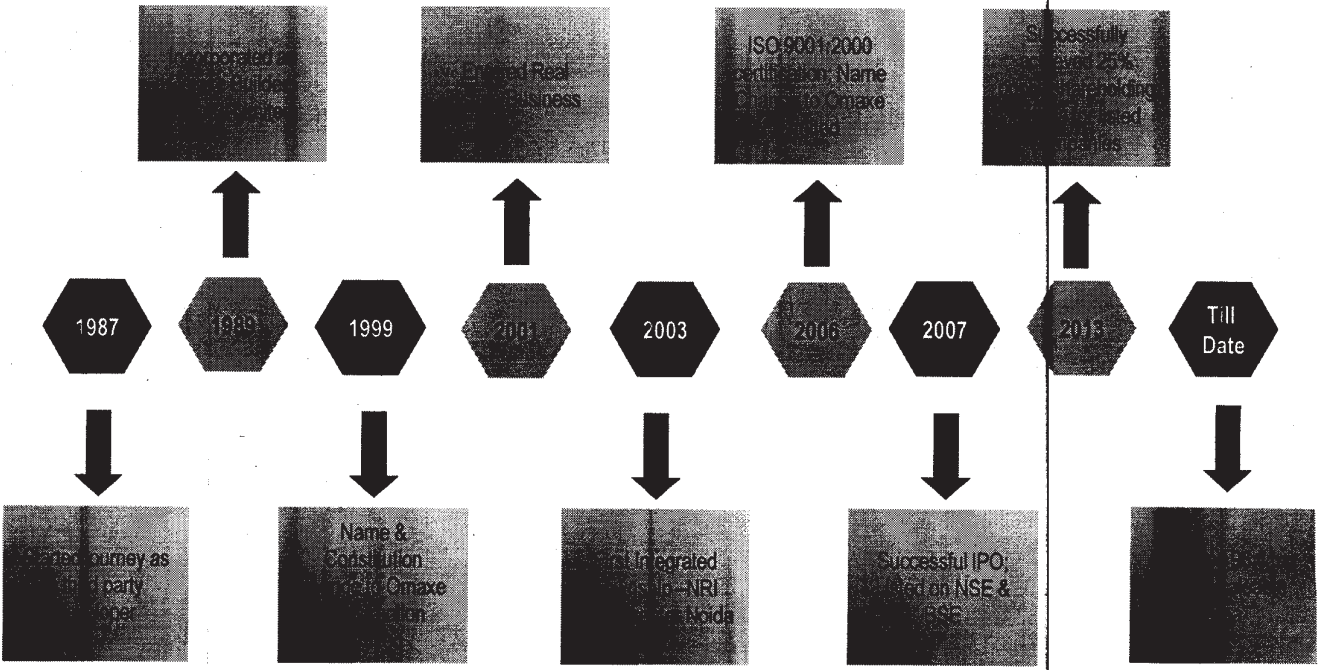
To be a trusted leader in the real estate sector contributing towards a progressive India.

Mission

To provide customer satisfaction and create value for stakeholders through professionalism, transparency, quality, cutting-edge technology and social responsibility.

Journey of Omaxe Limited

Humble beginnings, strong fundamentals, sustained growth 





Facts that Built Omaxe

Present in 27 cities across 8 States

Project Under Execution/ Construction: ~ 70 mn sq ft

Area delivered in Real Estate: ~ 64.60 mn sq ft
(Delivered across 26 cities 8 states)

Area delivered as Third Party Contractor: 31.80 mn sq ft (over 123 contracts)

Employee strength: ~1,640

No. of Projects (ongoing): 13 Group Housing, 16 Townships, 10 Commercial
Malls/ Hotels/ SCO

Our Presence Across India

08 States | 27 Cities

- PUNJAB**
✓ Amritsar ✓ Derabassi
✓ Ludhiana ✓ Bathinda
✓ Patiala ✓ Rejpura
✓ New Chandigarh

- RAJASTHAN**
✓ Jaipur ✓ Bhiwadi

- HARYANA**
✓ Rohtak ✓ Sonapat
✓ Faridabad ✓ Gurgaon
✓ Bahadurgarh ✓ Palwal
✓ Yamuna Nagar

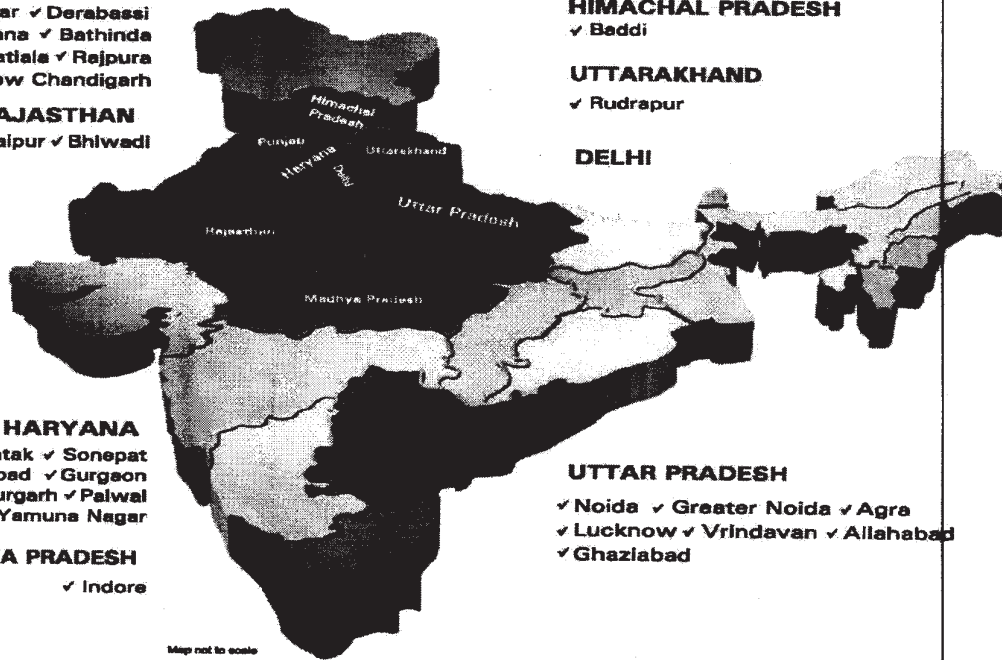
- MADHYA PRADESH**
✓ Indore

- HIMACHAL PRADESH**
✓ Beddi

- UTTARAKHAND**
✓ Rudrapur

DELHI

- UTTAR PRADESH**
✓ Noida ✓ Greater Noida ✓ Agra
✓ Lucknow ✓ Vrindavan ✓ Allahabad
✓ Ghaziabad



Map not to scale

Recent Awards



- Recently our Company won the award for 'Best Developer in Affordable Housing' for its group housing project "Omaxe Height" at sector 86, Faridabad at the recently concluded Infra & Realty Sutra Awards 2014, presented by the Honourable Minister of Road Transport, Highways and Shipping, Mr. Nitin Gadkari to our Chairman & Managing Director, Mr. Rohtas Goel.



- Our CEO, Mr. Mohit Goel received the award for 'Young Male Entrepreneur of the Year' from the Honorable Minister of Road Transport, Highways and Shipping, Mr. Nitin Gadkari at Infra & Realty Sutra Awards 2014.



- Our township project at Vrindavan, 'Omaxe Eternity', won the Best Project Award at the CREDAI-UPCON Real Estate Award 2014 at the hands of Shri. Akhilesh Yadav, Honourable Chief Minister of Uttar Pradesh.

Business Overview (Q1 FY 16 vis-à-vis Q1 FY 15)

	Q1 FY 16	Q1 FY 15	Change
Area Sold (mn sq.ft)	1.54	0.62	148%
Value of Booking (Rs. Cr)	658	200	229%
Avg Rate psf (Rs. INR)	4,273	3,220	33%

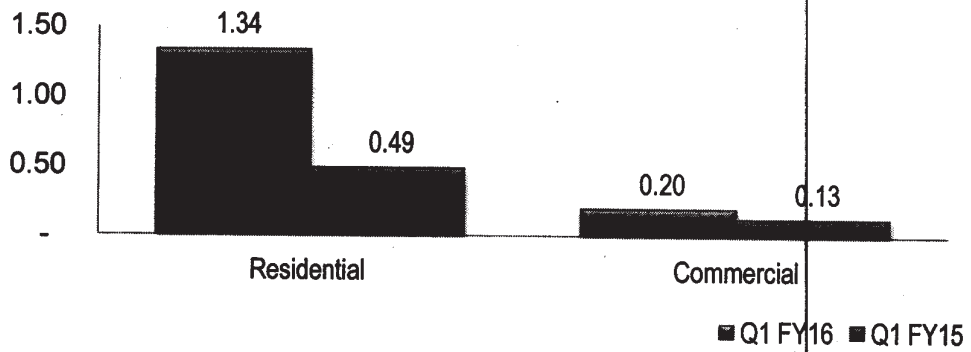
Particular	Q1 FY16		Q1 FY15	
	Area (mn sq ft)	Value (Cr.)	Area (mn sq ft)	Value (Cr.)
Residential	1.34	601	0.49	139
Commercial	0.20	57	0.13	61
Total	1.54	658	0.62	200
Avg Rate psf (Rs. INR)	4,273		3,220	

Area delivered during the quarter is 1.25 mn sqft

Business Operation (Q1 FY 16 vis-à-vis Q1 FY 15)

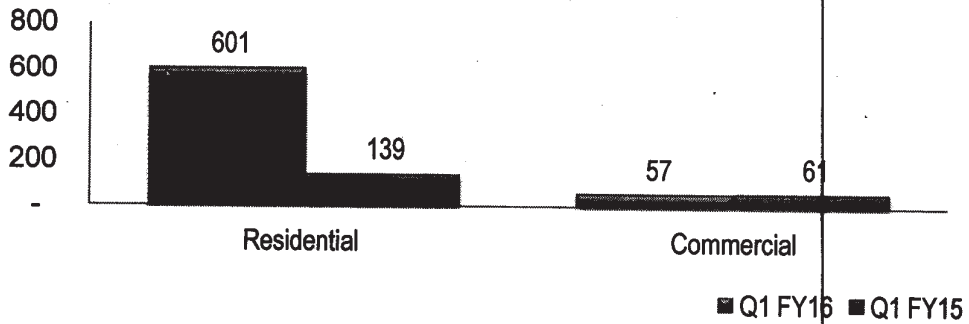
Area Booked (Mn Sqft)

Q1 FY16 Area booked 1.54 mn sqft



Value Of Booking(Rs in Cr)

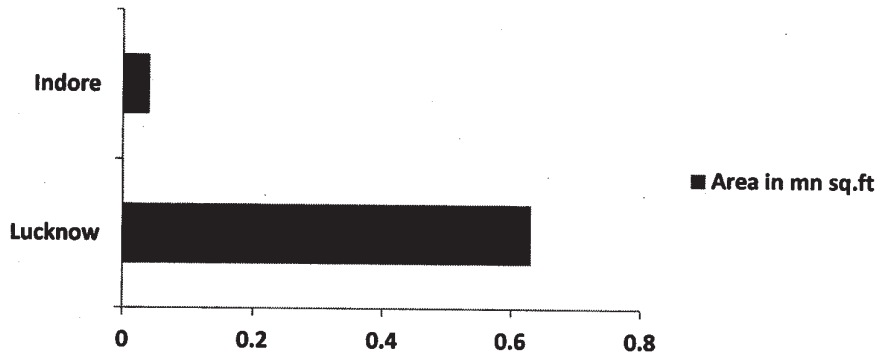
Q1 FY16 Value of booking 658 Cr



Newly Launched Projects during Q1-FY16

Particulars	Category	Region	Area sold (mn sq.ft)	Sold value (cr)
Grand omaxe	Group housing	Lucknow	0.63	274
Villas at Nihalpur	Villas	Indore	0.04	14
		Total	0.67	288

Area launched



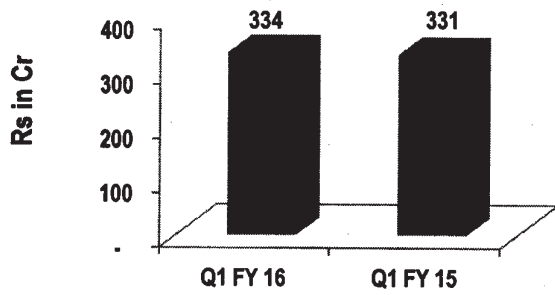
Financial Highlights Results (Q1FY16 & FY15)

Fig in Rs. Cr.

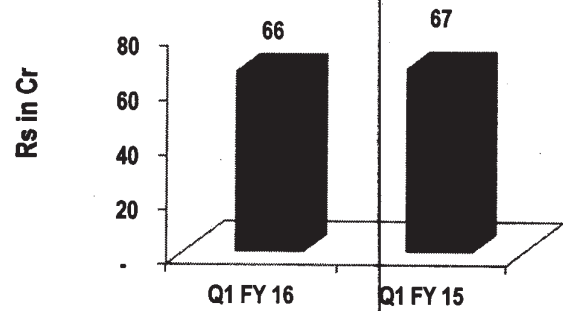
	Quarter Ended			Year Ended
	Q1 FY16	Q4 FY15	Q1 FY15	FY15
Turnover	334	414	331	1,431
EBIDTA	66	62	67	268
PBT	30	35	25	110
PAT	17	20	12	60
EPS (Diluted) INR	0.91	1.09	0.66	3.27

Operational Glimpse (Q1 FY16 vis-à-vis Q1 FY15)

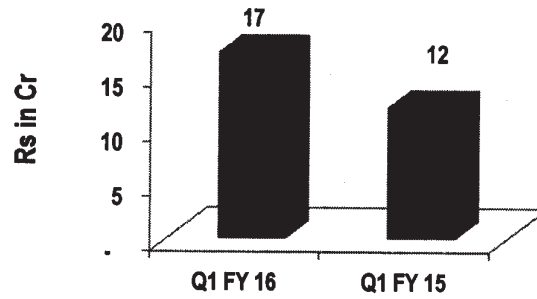
Income from Operation (Cr.)



EBITDA (Cr.)



PAT (Cr.)



Financial Highlights
Debt Status (as on 30th June, 2015)

Particulars	Amount in Cr.
Gross Debt Position (as on April 1, 2015)	1,096
Add: Loans availed during the Quarter	151
Less: Repaid during the Quarter	135
Add: Working Capital Limit	15
Gross Debt Position (as on June 30, 2015)	1,127
Debt Repayment Schedule	
Debt Repayment in next 9 months	404
Net worth	2,244

Financial Highlights

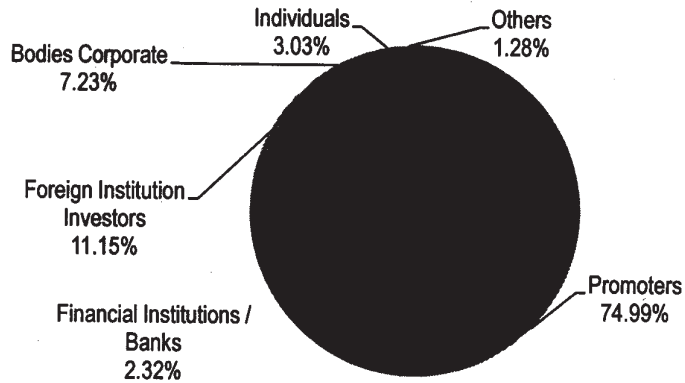
Cash Flow Position (Q1FY16)

Fig in Rs. Cr.

Particulars	Q1 FY16
Cash Flow from Operation	356
Total Inflow (A)	356
Construction and Other Overhead Expenses	193
Land expenses	25
Admin, selling & Others expenses	107
Interest expenses	39
Total outflow (B)	364
Net cash flow (A-B)=C	(8)
Net Borrowings (D)	31
Net Balance (C+D)	23

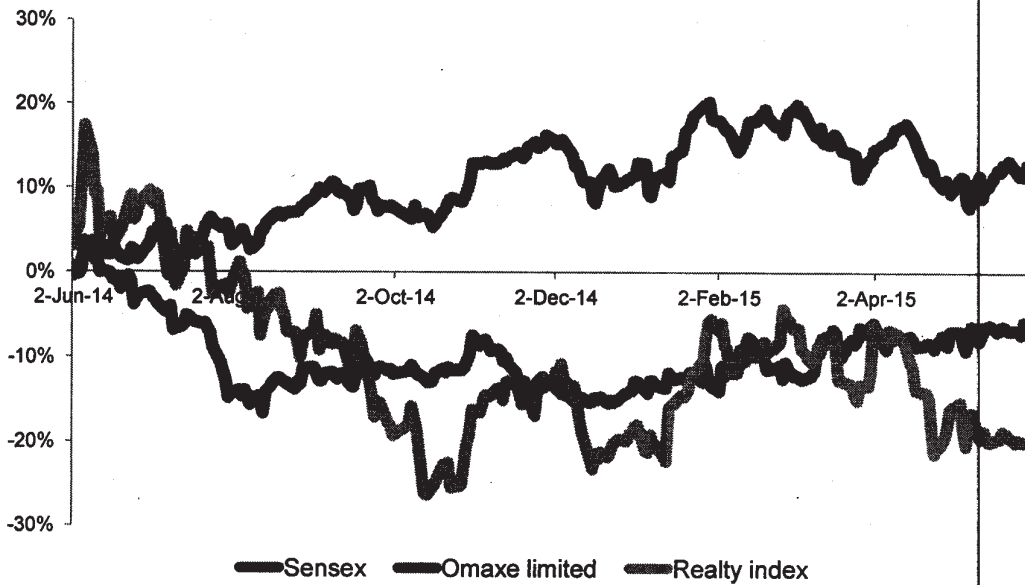
Shareholding Pattern

As on June 30, 2015



Category	No of Shares	Percentage Shareholding
Promoters	13,71,66,194	74.99%
Financial Institutions / Banks	42,43,917	2.32%
Foreign Institution Investors	20,384,900	11.15%
Bodies Corporate	13,228,547	7.23%
Individuals	55,39,415	3.03%
Others	23,37,567	1.28%
Total	18,29,00,540	100%

Omaxe Limited – Share price movement



Last Trading Price
As on August 05, 2015

INR 136.05

52 Week High

INR 139.10

52 Week Low

INR 120.05

Market Capitalization

INR 2,488 cr

Source: www.bseindia.com

Disclaimer

- This presentation has been prepared by Omaxe Limited (the "Company") solely for your information and for your use and may not be taken away, reproduced, redistributed or passed on, directly or indirectly to another person (whether within or outside your organization or firm) or published in whole or in part for any purpose. By attending this presentation you are agreeing to be bound by forgoing restrictions and to maintain absolute confidentiality regarding the information disclosed in these materials.
- This presentation may contain forward-looking statements, including those relating to our general business plans and strategy, our future financial condition and growth prospects, and future developments in our industry and our competitive and regulatory environment. The Information contained in this presentation does not constitute or form any part of any offer, invitation or recommendation to purchase or subscribe for any securities in any jurisdiction, and neither the issue of the information nor anything contained herein shall form the basis of, or be relied upon in connection with, any or commitment on the part of any person to proceed with any transaction. The information contained in this material has not been independently verified. No representation or warranty, express or implied, is made and no reliance shall be placed on the accuracy, fairness or completeness of the information presented or contained in these materials. Any forward-looking statement in this presentation is subject to the risk and uncertainties that could cause actual result to differ materially from those that may be inferred to being expressed in, or implied by, such statements. Actual results may differ materially from those forward-looking statements due to a number of factors, including future changes or developments in our business, our competitive environment, technology and application, and political, economic, legal and social condition in India and rest of the World. Such forward-looking statements are not indicative or guarantees of future performance. Any forward-looking statements, projections and industries data made by third parties included in this presentation are not adopted by the Company, and the Company is not responsible for such third party statements and projections. This presentation may not be all inclusive and may not contain all of the information that you may consider material. The information presented or contained in these materials is subject to change without notice and its accuracy is not guaranteed. Neither the Company nor any of its affiliates, advisers or representatives accepts liability whatsoever for any loss howsoever arising from any information presented or contained in these materials.
- Figures are subject to change and the company undertakes no obligation to publicly revise the figures to reflect subsequent events or circumstances.