


## VETO SWITCHGEARS AND CABLES LIMITED


Regd. Off: 506, 5th Floor, Plot No. B-9, Landmark Building, New Link Road,  
Andheri (west), Mumbai, Maharashtra 400058

(1)(a) Statement showing Shareholding Pattern

| Name of the Company: VETO SWITCHGEARS AND CABLES LIMITED  |                               |   |  |  |
|---|-------------------------------|---|--|--|
| Scrip Code, Name of the scrip, class of security: VETO  |                               |   |  |  |
| Dated: 21/08/2015   |                               |   |  |  |
| Partly paid-up shares:-   | No. of partly paid-up shares  | As a % of total no. of partly paid-up Shares              | As a % of total no. of shares of the Company   |  |
| Held by promoter/ promoter group  | 0                             | 0   | 0  |  |
| Held by Public  | 0                             | 0   | 0  |  |
| <b>Total</b>  | 0                             | 0   | 0  |  |
| Outstanding Convertible securities:-  | No. of outstanding securities | As a % of total no. of Outstanding Convertible securities | As a % of total no. of shares of the Company, assuming full conversion of the convertible securities |  |
| Held by promoter/ promoter group  | 0                             | 0   | 0  |  |
| Held by Public  | 0                             | 0   | 0  |  |
| <b>Total</b>  | 0                             | 0   | 0  |  |
| Warrants:-  | No. of warrants               | As a % of total no. of warrants                           | As a % of total no. of shares of the Company, assuming full conversion of Warrants                   |  |
| Held by promoter/ promoter group  | 0                             | 0   | 0  |  |
| Held by Public  | 0                             | 0   | 0  |  |
| <b>Total</b>  | 0                             | 0   | 0  |  |
| Total paid-up capital of the company, assuming full conversion of warrants and convertible securities | 18327100                      |   | 100  |  |



| Category code (I) | Category of shareholder (II)            | Number of shareholders (III) | Total number of shares (IV) | Number of shares held in dematerialized form (V) | Total shareholding as a percentage of total number of shares |                                  | Number of Shares (VIII) | As a percentage (IX) = (VIII) / (IV) * 100 | Shares Pledged or otherwise encumbered |
|-------------------|---|------------------------------|-----------------------------|--|--|----------------------------------|-------------------------|--|--|
|                   |   |                              |                             |  | As a percentage of (A+B) 1 (VI)                              | As a percentage of (A+B+C) (VII) |                         |  |  |
| (A)               | Promoter and Promoter Group 2           |                              |                             |  |  |                                  |                         |  |  |
| 1                 | Indian                                  |                              |                             |  |  |                                  |                         |  |  |
| (a)               | Individuals/ Hindu Undivided Family     | 8                            | 2,510,070                   | 2,510,070  | 13.6959  | 13.6959                          | 0                       | 0.00                                       | 0.00                                   |
| (b)               | Central Government/ State Government(s) | 0                            | 0                           | 0  | 0.00   | 0.00                             | 0                       | 0.00                                       | 0.00                                   |
| (c)               | Bodies Corporate                        | 1                            | 10,650,704                  | 10,650,704                                       | 58.1145  | 58.1145                          | 0                       | 0.00                                       | 0.00                                   |
| (d)               | Financial Institutions/ Banks           | 0                            | 0                           | 0  | 0.00   | 0.00                             | 0                       | 0.00                                       | 0.00                                   |
| (e)               | Any Other (specify)                     | 0                            | 0                           | 0  | 0.00   | 0.00                             | 0                       | 0.00                                       | 0.00                                   |
|                   | <b>Sub-Total (A)(1)</b>                 | <b>9</b>                     | <b>13,160,774</b>           | <b>13,160,774</b>                                | <b>71.8105</b>   | <b>71.8105</b>                   | <b>0</b>                | <b>0.00</b>                                | <b>0.00</b>                            |






| Category code (I) | Category of shareholder (II)   | Number of shareholders (III) | Total number of shares (IV) | Number of shares held in dematerialized form (V) | Total shareholding as a percentage of total number of shares |                                  | Number of Shares (VIII) | As a percentage (IX) = (VIII) / (IV) * 100 |
|-------------------|--|------------------------------|-----------------------------|--|--|----------------------------------|-------------------------|--|
|                   |  |                              |                             |  | As a percentage of (A+B) <sup>1</sup> (VI)                   | As a percentage of (A+B+C) (VII) |                         |  |
| -2                | Foreign  |                              |                             |  |  |                                  |                         |  |
| (a)               | Individuals (Non-Resident Individuals/ Foreign Bodies Corporate)             | 0                            | 0                           | 0  | 0.00   | 0.00                             | 0                       | 0.00                                       |
| (b)               | Institutions   | 0                            | 0                           | 0  | 0.00   | 0.00                             | 0                       | 0.00                                       |
| (c)               | Qualified Foreign Investors  | 0                            | 0                           | 0  | 0.00   | 0.00                             | 0                       | 0.00                                       |
| (d)               | Any Other (specify)  | 0                            | 0                           | 0  | 0.00   | 0.00                             | 0                       | 0.00                                       |
|                   | <b>Sub-Total (A)(2)</b>  | 0                            | 0                           | 0  | 0.00   | 0.00                             | 0                       | 0.00                                       |
|                   | <b>Total Shareholding of Promoter and Promoter Group (A) = (A)(1)+(A)(2)</b> | 9                            | 13,160,774                  | 13,160,774                                       | 71.8105  | 71.8105                          | 0                       | 0.00                                       |



| Category of shareholder code (I) | Category of shareholder (II)            | Number of shareholders (III) | Total number of shares (IV) | Number of shares held in dematerialized form (V) | Total shareholding as a percentage of total number of shares |                                  | Number of Shares (VIII) | As a percentage (IX) = (VIII) / (IV) * 100 |
|----------------------------------|---|------------------------------|-----------------------------|--|--|----------------------------------|-------------------------|--|
|                                  |   |                              |                             |  | As a percentage of (A+B)1 (VI)                               | As a percentage of (A+B+C) (VII) |                         |  |
| (B)                              | Public shareholding <sup>3</sup>        |                              |                             |  |  |                                  | N.A                     | N.A  |
| 1                                | Institutions                            |                              |                             |  |  |                                  | N.A                     | N.A  |
| (a)                              | Mutual Funds/UTI                        | 0                            | 0                           | 0  | 0.0000   | 0.0000                           | 0                       | 0.00                                       |
| (b)                              | Financial Institutions/ Banks           | 0                            | 0                           | 0  | 0  | 0                                | 0                       | 0.00                                       |
| (c)                              | Central Government/ State Government(s) | 0                            | 0                           | 0  | 0.0000   | 0.0000                           | 0                       | 0.00                                       |
| (d)                              | Venture Capital Funds                   | 0                            | 0                           | 0  | 0.0000   | 0.0000                           | 0                       | 0.00                                       |
| (e)                              | Insurance Companies                     | 0                            | 0                           | 0  | 0.0000   | 0.0000                           | 0                       | 0.00                                       |
| (f)                              | Foreign Institutional Investors         | 2                            | 582,450                     | 582,450  | 3  | 3                                | 0                       | 0.00                                       |
| (g)                              | Foreign Venture Capital Investors       | 0                            | 0                           | 0  | 0.0000   | 0.0000                           | 0                       | 0.00                                       |
| (h)                              | Qualified Foreign Investors             | 0                            | 0                           | 0  | 0.0000   | 0.0000                           | 0                       | 0.00                                       |
| (i)                              | Any Other (specify)                     | 0                            | 0                           | 0  | 0.0000   | 0.0000                           | 0                       | 0.00                                       |
|                                  | <b>Sub-Total (B)(1)</b>                 | <b>2</b>                     | <b>582,450</b>              | <b>582,450</b>                                   | <b>3.1781</b>  | <b>3.1781</b>                    | <b>0</b>                | <b>0.00</b>                                |






| Category of shareholder (I)   | Number of shareholders (III) | Total number of shares (IV) | Number of shares held in dematerialized form (V) | Total shareholding as a percentage of total number of shares |                                  | Number of Shares encumbered (VIII) | As a percentage (IX) = (VIII) / (IV) * 100 |
|---|------------------------------|-----------------------------|--|--|----------------------------------|------------------------------------|--|
|   |                              |                             |  | As a percentage of (A+B) (VI)                                | As a percentage of (A+B+C) (VII) |                                    |  |
| <b>2 Non-institutions</b>   |                              |                             |  |  |                                  |                                    |  |
| (a) Bodies Corporate  | 53                           | 1,161,282                   | 1,161,282  | 6.3364   | 6.3364                           | 0                                  | 0.00                                       |
| (b) Individuals -   |                              |                             |  |  |                                  |                                    |  |
| (i) Individual shareholders holding nominal share capital up to Rs. 1 lakh.         | 380                          | 647,298                     | 647,293  | 3.5319   | 3.5319                           | 0                                  | 0.00                                       |
| (ii) Individual shareholders holding nominal share capital in excess of Rs. 1 lakh. | 28                           | 1,312,052                   | 1,312,052  | 7.1591   | 7.1591                           | 0                                  | 0.00                                       |
| (c) Qualified Foreign Investors   | 0                            | 0                           | 0  | 0  | 0                                | 0                                  | 0.00                                       |
| (d) Any Other (Specify)   |                              |                             |  |  |                                  |                                    |  |
| (i) Trust   | 0                            | 0                           | 0  | 0  | 0                                | 0                                  | 0.00                                       |
| (ii) Clearing member  | 46                           | 124,732                     | 124,732  | 0.6806   | 0.6806                           | 0                                  | 0.00                                       |
| (iii) Directors/Relatives   | 0                            | 0                           | 0  | 0  | 0                                | 0                                  | 0.00                                       |
| (iv) Employee   | 0                            | 0                           | 0  | 0  | 0                                | 0                                  | 0.00                                       |
| (v) Non Resident Indians (NRI)  | 26                           | 1,338,512                   | 1,338,512  | 7.3035   | 7.3035                           | 0                                  | 0.00                                       |
| (vi) Overseas Body Corporates   | 0                            | 0                           | 0  | 0  | 0                                | 0                                  | 0.00                                       |
| (vii) Unclaimed Suspense Account  | 0                            | 0                           | 0  | 0  | 0                                | 0                                  | 0.00                                       |
| <b>Sub-Total (B)(2)</b>   | <b>533</b>                   | <b>4,583,876</b>            | <b>4,583,871</b>                                 | <b>25.0115</b>   | <b>25.0115</b>                   | <b>0</b>                           | <b>0.00</b>                                |
| <b>Total Public Shareholding (B)= (B)(1)+(B)(2)</b>                                 | <b>535</b>                   | <b>5,166,326</b>            | <b>5,166,321</b>                                 | <b>28.1895</b>   | <b>28.1895</b>                   | <b>0</b>                           | <b>0.00</b>                                |
| <b>Total (A)+(B)</b>  | <b>544</b>                   | <b>18,327,100</b>           | <b>18,327,095</b>                                | <b>100</b>   | <b>100</b>                       | <b>0</b>                           | <b>0.00</b>                                |




| Category code (i) | Category of shareholder (ii)   | Number of shareholders (iii) | Total number of shares (iv) | Number of shares held in dematerialized form (v) | Total shareholding as a percentage of total number of shares |                                  | Number of Shares (viii) | As a percentage (ix) = (viii) / (iv) * 100 |
|-------------------|--|------------------------------|-----------------------------|--|--|----------------------------------|-------------------------|--|
|                   |  |                              |                             |  | As a percentage of (A+B) <sup>1</sup> (vi)                   | As a percentage of (A+B+C) (vii) |                         |  |
| (C)               | Shares held by Custodians and against which Depository Receipts have been issued | 0                            | 0                           | 0  | 0.0000   | 0.0000                           | 0                       | 0.00                                       |
| [1]               | Promoter and Promoter Group  | 0                            | 0                           | 0  | 0  | 0                                | 0                       | 0  |
| [2]               | Public   | 0                            | 0                           | 0  | 0  | 0                                | 0                       | 0  |
|                   | Sub-Total (C)  | 0                            | 0                           | 0  | 0.0000   | 0.0000                           | 0                       | 0.00                                       |
|                   | GRAND TOTAL (A)+(B)+(C)  | 544                          | 18,327,100                  | 18,327,095                                       | 100.00%  | 100.00%                          | 0                       | 0.00                                       |





(I)(b) Statement showing holding of securities(including shares, warrants, convertible securities) of persons belonging to the category "Promoter and Promoter Group."

| Sr. No. | Name of shareholder                    | Details of Shares held |                              |     | Encumbered Shares(*) |                                     |   | Details of Warrants     |   |                                       | Details of Convertible securities                              |   | Total Shares (including underlying shares assuming full conversion securities) as a % of diluted share Capital |
|---------|--|------------------------|------------------------------|-----|----------------------|-------------------------------------|---|-------------------------|---|---------------------------------------|--|---|--|
|         |  | Number of Shares held  | As a % of grand total(A+B+C) | a   | Number               | As a percentage (VI)=(V)/(III)* 100 | As a % of grand total(A+B+C) of Sub Clause (I)(a) | Number of warrants held | As a % total number of warrants of the same class | Number of Convertible Securities held | As a %total number of convertible securities of the same class |   |  |
| (i)     | (ii)                                   | (iii)                  | (iv)                         | (v) | (vi)                 | (vii)                               | (viii)  | (ix)                    | (x)   | (xi)                                  | (xii)  |   |  |
| 1       | VETO ELECTROPOWERS (I) PRIVATE LIMITED | 10,650,704             | 58.1145                      | 0   | 0.00                 | 0.00                                | 0   | 0                       | 0   | 0                                     | 0  | 0 |  |
| 2       | AKSHAY KUMAR GURNANI                   | 1,094,867              | 5.974                        | 0   | 0.00                 | 0.00                                | 0   | 0                       | 0   | 0                                     | 0  | 0 |  |
| 3       | HARISH KUMAR GURNANI                   | 733,333                | 4.0014                       | 0   | 0.00                 | 0.00                                | 0   | 0                       | 0   | 0                                     | 0  | 0 |  |
| 4       | KISHORE KUMAR GURNANI                  | 439,914                | 2.4003                       | 0   | 0.00                 | 0.00                                | 0   | 0                       | 0   | 0                                     | 0  | 0 |  |
| 5       | ROHIT KISHORE GURNANI                  | 109,978                | 0.6001                       | 0   | 0.00                 | 0.00                                | 0   | 0                       | 0   | 0                                     | 0  | 0 |  |
| 6       | KANISHKA KISHORE GURNANI               | 109,978                | 0.6001                       | 0   | 0.00                 | 0.00                                | 0   | 0                       | 0   | 0                                     | 0  | 0 |  |
| 7       | NARAIN DAS GURNANI                     | 13,200                 | 0.072                        | 0   | 0.00                 | 0.00                                | 0   | 0                       | 0   | 0                                     | 0  | 0 |  |
| 8       | MUKESH GURNANI                         | 6,600                  | 0.036                        | 0   | 0.00                 | 0.00                                | 0   | 0                       | 0   | 0                                     | 0  | 0 |  |
| 9       | PUSHPA DEVI GURNANI                    | 2,200                  | 0.012                        | 0   | 0.00                 | 0.00                                | 0   | 0                       | 0   | 0                                     | 0  | 0 |  |
|         | TOTAL                                  | 13,160,774             | 71.8105                      | 0   | 0.00                 | 0.00                                | 0   | 0                       | 0   | 0                                     | 0  | 0 |  |



(1)(c) (i) Statement showing holding of securities(including shares, warrants, convertible securities) of persons belonging to the category "Public" and holding more than 1% of the total number of shares

| Sr. No. | Name of the Shareholder              | Number of shares held | Shares as a percentage of total number of shares {i.e., Grand Total (A) +(B)+ (C) indicated in statement at para (i) (a) above} | Details of Warrants     |   |                                       | Details of Convertible securities                                |          | Total shares (including underlying shares assuming full conversion of warrants and convertible securities) as a % of diluted share capital |
|---------|--------------------------------------|-----------------------|---|-------------------------|---|---------------------------------------|--|----------|--|
|         |                                      |                       |   | Number of warrants held | As a % total number of warrants of the same class | Number of Convertible Securities held | % w.r.t total number of convertible securities of the same class |          |  |
| 1       | HEM FINLEASE PVT. LIMITED            | 521,800               | 2.8471  | 0                       | 0.00  | 0                                     | 0  | 0        |  |
| 2       | THAKUR NIHAL CHAND TOLANI            | 429,000               | 2.3408  | 0                       | 0.00  | 0                                     | 0  | 0        |  |
| 3       | INDIA MAX INVESTMENT FUND LIMITED    | 364,650               | 1.9807  | 0                       | 0   | 0                                     | 0  | 0        |  |
| 4       | RAJENDRA GOKLANI                     | 363,000               | 1.9807  | 0                       | 0   | 0                                     | 0  | 0        |  |
| 5       | CLASSIC SHARETRADING PRIVATE LIMITED | 346,533               | 1.8908  | 0                       | 0   | 0                                     | 0  | 0        |  |
| 6       | PRAKASH THAKUR DAS TOLANI            | 326,700               | 1.7826  | 0                       | 0.00  | 0                                     | 0  | 0        |  |
| 7       | GROVSNOR INVESTMENT                  | 217,800               | 1.1884  | 0                       | 0   | 0                                     | 0  | 0        |  |
| 8       | BHAGWAN DAS GOKLANI                  | 199,103               | 1.0864  | 0                       | 0   | 0                                     | 0  | 0        |  |
|         | <b>TOTAL</b>                         | <b>2,768,586</b>      | <b>15.1065</b>  | <b>0</b>                | <b>0</b>  | <b>0</b>                              | <b>0</b>   | <b>0</b> |  |






(1)(c) (ii) Statement showing holding of securities (including shares, warrants, convertible securities) of persons (together with PAC) belonging to the category "Public" and holding more than 5% of the total number of shares of the Company

| Sr. No. | Name of the shareholder | Number of shares held | Shares as a percentage of total number of shares (i.e., Grand Total (A)+(B)+(C) Indicated in Statement at para (1)(a) above) | Details of warrants     |   | Details of convertible securities     |   |   | Total shares (including underlying shares assuming full conversion of warrants and convertible securities) as a % of diluted share capital |
|---------|-------------------------|-----------------------|--|-------------------------|---|---------------------------------------|---|---|--|
|         |                         |                       |  | Number of Warrants held | As a % total number of warrants of the same class | Number of convertible securities held | %w.e.t total number of convertible securities of the same class |   |  |
| 1       |                         | 0                     | 0  | 0                       | 0   | 0                                     | 0   | 0 | 0  |
|         | Total                   | 0                     | 0  | 0                       | 0   | 0                                     | 0   | 0 | 0  |



(l)(d) Statement showing details of locked-in shares

| Sr. No. | Name of the shareholder                | Number of locked-in shares | Locked-in shares as a percentage of total number of shares {i.e., Grand Total (A)+(B)+(C) indicated in Statement at para (l)(a) above} |
|---------|--|----------------------------|--|
| 1       | VETO ELECTROPOWERS (I) PRIVATE LIMITED | 3,333,000                  | 18.1900  |
|         | <b>TOTAL</b>                           | <b>3,333,000</b>           | <b>18.1862</b>   |






(II)(a) Statement showing details of Depository Receipts (DRs)

| Sr. No. | Type of outstanding DR (ADRs, GDRs, SDRs, etc.) | Number of outstanding DRs | Number of shares underlying outstanding DRs | Shares underlying outstanding DRs as a percentage of total number of shares (i.e., Grand Total (A)+(B)+(C) indicated in Statement at para (I)(a) above) |
|---------|---|---------------------------|---|---|
| 1       | GDRs  | 0                         | 0   | 0   |
| Total   | 0   | 0                         | 0   | 0   |



(II)(b) Statement showing holding of Depository Receipts (DRs), where underlying shares held by 'promoter/promoter group' are in excess of 1% of the total number of shares

| Sr. No. | Name of the DR Holder | Type of outstanding DR (ADRs, GDRs, SDRs, etc.) | Number of shares underlying outstanding DRs | Shares underlying outstanding DRs as a percentage of total number of shares (i.e., Grand Total (A)+(B)+(C) indicated in Statement at para (I)(a) above) |
|---------|-----------------------|---|---|---|
| 1       | 0                     | 0   | 0   | 0   |
| 2       | 0                     | 0   | 0   | 0   |
| TOTAL   | 0                     | 0   | 0   | 0   |





(III)(a) Statement showing the voting pattern of shareholders, if more than one class of shares/securities is issued by the issuer


(Give description of voting rights for each class of security. Class X: \_\_\_\_\_

Class X: \_\_\_\_\_


Class Y: \_\_\_\_\_

Class Z: \_\_\_\_\_

| Category of shareholder (I) | Category of shareholder (II)                           | Number of Voting Rights held in each class of securities |              |             | Total Voting Rights (III+IV+V) | Total Voting Rights i.e. (VI)  |                                   |
|-----------------------------|--|--|--------------|-------------|--------------------------------|--------------------------------|-----------------------------------|
|                             |  | Class X (III)  | Class Y (IV) | Class Z (V) |                                | As a percentage of (A+B) (VII) | As a percentage of (A+B+C) (VIII) |
| (A)                         | Promoter and Promoter Group                            | N.A.   | N.A.         | N.A.        | N.A.                           | N.A.                           | N.A.                              |
| 1                           | Indian   | N.A.   | N.A.         | N.A.        | N.A.                           | N.A.                           | N.A.                              |
| (a)                         | Individuals/ Hindu Undivided Family                    | N.A.   | N.A.         | N.A.        | N.A.                           | N.A.                           | N.A.                              |
| (b)                         | Central Government/ State Government(s)                | N.A.   | N.A.         | N.A.        | N.A.                           | N.A.                           | N.A.                              |
| (c)                         | Bodies Corporate                                       | N.A.   | N.A.         | N.A.        | N.A.                           | N.A.                           | N.A.                              |
| (d)                         | Financial Institutions/ Banks                          | N.A.   | N.A.         | N.A.        | N.A.                           | N.A.                           | N.A.                              |
| (e)                         | Any Other (specify)                                    | N.A.   | N.A.         | N.A.        | N.A.                           | N.A.                           | N.A.                              |
| <b>Sub-Total (A)(1)</b>     |  | N.A.   | N.A.         | N.A.        | N.A.                           | N.A.                           | N.A.                              |
| <b>2</b>                    | <b>Foreign</b>   | N.A.   | N.A.         | N.A.        | N.A.                           | N.A.                           | N.A.                              |
| (a)                         | Individuals Resident Individuals/ Foreign Individuals) | N.A.   | N.A.         | N.A.        | N.A.                           | N.A.                           | N.A.                              |



|     |  |      |      |      |      |      |      |      |      |
|-----|--|------|------|------|------|------|------|------|------|
| (b) | Bodies Corporate   | N.A. | N.A. | N.A. | N.A. | N.A. | N.A. | N.A. | N.A. |
| (c) | Institutions   | N.A. | N.A. | N.A. | N.A. | N.A. | N.A. | N.A. | N.A. |
| (d) | Any Other (specify)  | N.A. | N.A. | N.A. | N.A. | N.A. | N.A. | N.A. | N.A. |
|     | Sub-Total (A)(2)   | N.A. | N.A. | N.A. | N.A. | N.A. | N.A. | N.A. | N.A. |
|     | Total Shareholding of Promoter and Promoter Group (A)= (A)(1)+(A)(2) | N.A. | N.A. | N.A. | N.A. | N.A. | N.A. | N.A. | N.A. |
| (B) | Public shareholding  | N.A. | N.A. | N.A. | N.A. | N.A. | N.A. | N.A. | N.A. |
| 1   | Institutions   | N.A. | N.A. | N.A. | N.A. | N.A. | N.A. | N.A. | N.A. |
| (a) | Mutual Funds/UTI   | N.A. | N.A. | N.A. | N.A. | N.A. | N.A. | N.A. | N.A. |
| (b) | Financial Institutions/ Banks  | N.A. | N.A. | N.A. | N.A. | N.A. | N.A. | N.A. | N.A. |
| (c) | Central Government/ State Government(s)                              | N.A. | N.A. | N.A. | N.A. | N.A. | N.A. | N.A. | N.A. |
| (d) | Venture Capital Funds  | N.A. | N.A. | N.A. | N.A. | N.A. | N.A. | N.A. | N.A. |
| (e) | Insurance Companies  | N.A. | N.A. | N.A. | N.A. | N.A. | N.A. | N.A. | N.A. |
| (f) | Foreign Institutional Investors                                      | N.A. | N.A. | N.A. | N.A. | N.A. | N.A. | N.A. | N.A. |
| (g) | Foreign Venture Capital Investors                                    | N.A. | N.A. | N.A. | N.A. | N.A. | N.A. | N.A. | N.A. |





|     |   |      |      |      |      |      |      |      |
|-----|---|------|------|------|------|------|------|------|
| (h) | Foreign Venture Capital Investors   | N.A. | N.A. | N.A. | N.A. | N.A. | N.A. | N.A. |
| (i) | Any Other (specify)   | N.A. | N.A. | N.A. | N.A. | N.A. | N.A. | N.A. |
|     | Sub-Total (B)(1)  | N.A. | N.A. | N.A. | N.A. | N.A. | N.A. | N.A. |
| 2   | Non-Institutions  | N.A. | N.A. | N.A. | N.A. | N.A. | N.A. | N.A. |
| (a) | Bodies Corporate  | N.A. | N.A. | N.A. | N.A. | N.A. | N.A. | N.A. |
| (b) | Individuals -<br>i. Individual shareholders holding nominal share capital up to Rs. 1 lakh.<br>ii. Individual shareholders holding nominal share capital in excess of Rs. 1 lakh. | N.A. | N.A. | N.A. | N.A. | N.A. | N.A. | N.A. |
| (c) | Any Others (specify)  | N.A. | N.A. | N.A. | N.A. | N.A. | N.A. | N.A. |
|     | Sub-Total (B)(2)  | N.A. | N.A. | N.A. | N.A. | N.A. | N.A. | N.A. |
|     | Total Public Shareholding (B) = (B)(1)+(B)(2)   | N.A. | N.A. | N.A. | N.A. | N.A. | N.A. | N.A. |
| (C) | TOTAL (A)+(B)   | N.A. | N.A. | N.A. | N.A. | N.A. | N.A. | N.A. |
|     | Shares held by Custodians and against which Depository Receipts have been issued  | N.A. | N.A. | N.A. | N.A. | N.A. | N.A. | N.A. |
|     | GRAND TOTAL (A)+(B)+(C)   | N.A. | N.A. | N.A. | N.A. | N.A. | N.A. | N.A. |

Date : 25/08/2015  
Place : Mumbai

For and on behalf of  
Veto Switchgears And Cables Limited

Compliance Officer

