



ALKALI METALS LTD.,

Plot B-5, Block III, IDA, UPPAL, Hyderabad - 500 039, India
CIN: L27109TG1968PLC001196

Tel :-+91-40-2756 2932 / 2720 1179 Fax:- 91-40-2756 2634 / 2720 1454
Email: alkalimetals@alkalimetals.com ; Website :www.alkalimetals.com

AN ISO 9001 & 14001 COMPANY



Manufacturers of Sodium Amide, Sodium Alkoxides, Sodium Hydride, Sodium Azide, Teravolts,
Amino Pyridines, Pyridine Derivatives, Cyclic Compounds, Fine Chemicals, Oleo Chemicals & Oleoresins

AML/Stock Exchange /BM/BSE /20160123

Date: 23rd Jan, 2016

To
The General Manager
Department of Corporate Services,
The Bombay Stock Exchange Limited,
Phiroze Jeejeebhoy Towers,
Dalal Street,
Mumbai-400001
Ph: 022-22721234
Fax: 022-22723121

Dear Sir,

Sub: Outcome of Board Meeting-Reg.,
Ref: Alkali Metals Ltd., Scrip Code: 533029


In the 230th Meeting of the Board of Directors of the company held on Saturday 23rd January, 2016 at 11:30 A.M, the board considered and approved the following items:

1. Un-audited Financial Results of the Company pursuant to regulation 33 of the SEBI (Listing Obligations and Disclosure Requirements) 2015 for the quarter ended 31.12.2015. We enclosed the financial results in the prescribed format along with Limited Review Report.
2. Declaration of Interim Dividend of Rs. 0.80 per share of Rs. 10/- each.
3. Record Date on 05.02.2016 for the purpose of Interim Dividend.
4. Appointment of Mr. M. Karunakar Reddy, as Company Secretary and Compliance Officer of the Company.

This is for your information and record.

Thanking You

Yours faithfully,
For Alkali Metals Limited


Y.S.R. Venkata Rao
Managing Director
DIN: 00345524



ALKALI METALS LTD., (An ISO 9001-14001 accredited company)

CIN L27109TG1968PLC001196

UN AUDITED FINANCIAL RESULTS FOR THE QUARTER ENDED 31-12-2015

(Amount Rupees in Lakhs)

Particulars	(Amount Rupees in Lakhs)					
	For the Quarter Ended			For the Year Ended		
	3 Months ended 31-12-2015	3 Months ended 30-09-2015	3 months ended 31-12-2014	Year to date figures for the nine months ended 31-12-2015	Year to date figures for nine months ended 31-12-2014	Year to date figures for the year ended 31-03-2015
	Unaudited	Unaudited	Unaudited	Unaudited	Unaudited	Audited
1. (a) Net Sales/Income from operations (Net of Excise Duty)	2,044.77	1,827.65	2,000.52	5,292.23	5,399.32	6,843.94
Total Income from Operations (Net)	2,044.77	1,827.65	2,000.52	5,292.23	5,399.32	6,843.94
2. Expenses						
a. Cost of material consumed	1,131.98	890.37	1,008.36	2,861.48	2,705.39	3,304.95
b. Change in inventories of finished goods, work in progress & stock in trade	26.90	2.96	21.40	-62.63	13.58	103.10
c. Employees benefit expense	179.98	169.77	162.29	504.58	465.08	659.12
d. Depreciation	94.64	94.37	96.87	283.11	291.48	427.31
e. Power & Fuel	187.10	207.81	229.91	564.27	715.53	870.46
f. Repairs & Maintenance	17.11	20.11	15.89	50.81	47.94	65.78
g. Manufacturing Expenses	79.67	90.93	83.22	230.27	270.68	340.65
h. R & D Expenditure	15.23	12.83	13.04	40.19	33.61	48.94
i. Administrative Expenses	37.94	14.96	26.89	67.85	70.83	90.93
j. Marketing Expenses	86.70	52.27	87.15	193.56	248.49	355.96
k. Other expenditure (any item exceeding 10% of the total expenses relating to continuing operations to be shown separately)	29.47	12.53	16.49	65.10	75.52	60.46
Total Expenses	1,886.69	1,568.91	1,761.51	4,798.60	4,938.13	6,327.67
3. Profit/(Loss) from Operations before Other income, Finance costs and Exceptional Items (1- 2)	158.08	258.74	239.01	493.62	461.19	516.27
4. Other Income	4.53	17.37	2.11	35.19	41.35	71.54
5. Profit/(Loss) from ordinary activities before Finance costs and Exceptional Items (3+/-4)	162.61	276.11	241.12	528.82	502.55	587.82
6. Finance Costs	79.02	103.27	107.24	281.05	326.71	450.03
7. Profit/(Loss) from ordinary activities after finance costs but before Exceptional Items (5+/-6)	83.58	172.84	133.88	247.77	175.83	137.79
8. Exceptional items	0.00	0	-3.98	0.00	70.87	73.30
9. Profit/(Loss) from ordinary activities before tax (7+/-8)	83.58	172.84	137.86	247.77	104.97	64.48
10. tax expense - Current year	17.04	33.48	13.51	50.52	13.51	5.79
- Earlier years	0.00	0.00	0.00	0.00	0.00	2.02
- Mat Credit entitlement	-17.04	-33.48	-13.51	-50.52	-13.51	-5.79
Defered tax - Current year	0.00	0.00	0.00	0.00	0.00	0.00
11. Net Profit (+)/ Loss (-) from Ordinary Activities after tax (9-10)	83.58	172.84	137.86	247.77	104.97	62.47
12. Extraordinary Items (net of tax expense Rs. NIL)	0.00	0.00	0.00	0.00	34.08	34.08

For ALKALI METALS LTD.

g/2015

Managing Director

13. Net Profit(+)/Loss(-) for the period (11+/-12)	83.58	172.84	137.86	247.77	70.89	28.39
14. Share of profit/(loss) of associates	0.00	0.00	0.00	0.00	0.00	0.00
15. Minority interest	0.00	0.00	0.00	0.00	0.00	0.00
16. Net Profit/(Loss) after taxes, minority interest and share of profit/(loss) of associates (13+/-14+/-15)	83.58	172.84	137.86	247.77	70.89	28.39
17. Paid-up equity share capital (Face Value of the Share Rs.10/- each)	1,018.25	1,018.25	1,018.25	1,018.25	1,018.25	1,018.25
18. Reserves excluding Revaluation Reserves as per balance sheet of previous accounting year	3,835.42	3,835.42	3,971.22	3,835.42	3,971.22	3,971.22
19. i) Earnings per Share (before extraordinary items) (of Rs.10/- each(not annualised))						
a) Basic	0.82	1.70	1.35	2.43	1.03	0.61
b) Diluted	0.82	1.70	1.35	2.43	1.03	0.61
19. ii) Earnings per Share (after extraordinary items) (of Rs.10/-each(not annualised))						
a) Basic	0.82	1.70	1.35	2.43	0.70	0.28
b) Diluted	0.82	1.70	1.35	2.43	0.70	0.28

For ALKALI METALS LTD.

M. S. Rao
 Managing Director

Notes:-

1. The above un-audited financial results as reviewed by the Audit Committee have been approved by the Board of Directors at their meeting held on 23rd January 2016.
2. Board of Directors declared Interim dividend of Rs.0.80 per share of Rs.10/- each on 23rd January 2016.
3. Previous year and previous quarter figures have been re-grouped or re-classified wherever necessary.
4. EPS for the quarter and year-to-date was calculated as per AS 20.

4. SEGMENT REPORTING

As the Company is predominantly engaged in the manufacture and sale of chemicals where the risks and returns associated with the products are uniform, the Company has identified Geographical Segments based on location of customers as reportable segments in accordance with AS - 17 issued by ICAI.

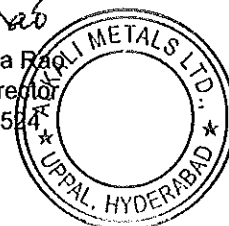
(Rupees in Lakhs)

Geographic Location	3 months ended 31-12-2015	3 months ended 30-09-2015	3 months ended 31-12-2014	Year to date figures for 9 Months ended 31-12-2015	Year to date figures for 9 Months ended 31-12-2014	Year to date figures for the year ended 31-03-2015
Revenue						
Domestic	1,182.90	883.35	936.62	2,788.43	2,647.76	3,165.97
External	861.87	944.30	1063.90	2,503.79	2,751.56	3,677.97
Total	2,044.77	1,827.65	2000.52	5,292.22	5,399.32	6,843.94
Trade Receivables						
Domestic	504.28	467.59	524.61	504.28	524.61	334.71
External	495.34	644.16	650.20	495.34	650.20	521.34
Total	999.62	1,111.75	1174.81	999.62	1,174.81	856.05
Other Disclosures:						
Carrying amount of Segment assets						
India	8419.31	8510.29	8,982.95	8,419.31	8,982.95	8,937.15
Additions to Fixed Assets						
India	37.00	0	-	37.00	3.81	209.33

The Company has no assets outside India other than the Trade Receivables.

Date: 23-01-2016
Place: Hyderabad

Y.S.R.Venkata Rao
Managing Director
DIN: 00345524




LIMITED REVIEW REPORT

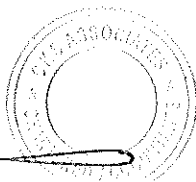
We have reviewed the accompanying statement of unaudited financial results of **ALKALI METALS LIMITED** for the period ended December 31, 2015. This statement is the responsibility of the Company's Management and has been approved by the Board of Directors. Our responsibility is to issue a report on these financial statements based on our review.

We conducted our review in accordance with the Standard on Review Engagement (SRE) 2400, *Engagements to Review Financial Statements* issued by the Institute of Chartered Accountants of India. This standard requires that we plan and perform the review to obtain moderate assurance as to whether the financial statements are free of material misstatement. A review is limited primarily to inquiries of company personnel and analytical procedures applied to financial data and thus provides less assurance than an audit. We have not performed an audit and accordingly, we do not express an audit opinion.

Based on our review conducted as above, nothing has come to our attention that causes us to believe that the accompanying statement of unaudited financial results prepared in accordance with applicable accounting standards and other recognized accounting practices and policies has not disclosed the information required to be disclosed in terms of Regulation 33 of the SEBI (Listing Obligations and Disclosure Requirements) Regulations, 2015 including the manner in which it is to be disclosed, or that it contains any material misstatement.

For CKS ASSOCIATES
Chartered Accountants
FRN: 007390S


C. KRISHNA BABU
Partner
M.No. 019827



Hyderabad
January 23, 2016